ADUR DISTRICT COUNCIL

Adur District Council

Office use
App Adc/0412/07
Date Rc.
Fee 73 JUL 2007
Rec. No.

Town and Country Planning Act 1990

Town and Country Planning (Control of Advertisements) Regulations 1992

Application for consent to display advertisements

Please read the notes before you fill in this form.

1 Applicant (in block capitals)

Full name :	JENNY MARDELL
Address (including postcode):	
	NATIONWIDE BUILDING SOCIETY
	NATIONWIDE HOUSE, PIPERSWAY
	SWINDON SN38 1NW
Phone Number:	
Home:	
Work:	[redacted]
Extension:	
Fax Number:	

Agent (if any)

Full name :	ELIZABETH MORBEY
Address (including postcode):	
	NORTHAMPTON SIGNS.
	UNIT 5, STOUR ROAD
	NORTHAMPTON NN5 5AA
Phone Number:	
Home:	—
Work:	01604 758198
Extension:	—
Fax Number:	01604 759515

2 Please give the address or location of the site for the advertisements.
(You must provide plans showing the exact position)

PORTMAN BUILDING SOCIETY 73-75 NORTH ROAD.
LANCING WEST SUSSEX

3 Please number your plans and write the numbers and scales against the titles here (Please see note 7)

	Plan number	Scale
Location plan	SITE PLAN.	1:1250.
Block plan		
Elevations	LANCING	1:30.
Detailed plans of Advertisement	DETAILS.	

Please enclose four copies of this form and four sets of plans.

4 Does the applicant own or lease the land? Yes ☑ No ☐

If "No" does the applicant have the owner's permission to display the advertisements, or the permission of another person who can allow the applicant to use the land to display the advertisement? Yes ☐ No ☐

5 Are the advertisements already being displayed? Yes ☑ No ☐

If "Yes", please give the date they were first displayed (Please see note 9)

UNKNOWN AT CURRENT TIME

6 Are there any advertisements that will be removed? Yes ☑ No ☐

If "Yes", please show there position on the block plan

SIGNS TO REPLACE LIKE FOR LIKE

7 Please give details of advertisements (Please see note 3)

Type of sign	Number	Height	Width	Depth
Hoarding				
Fascia sign	1 OFF	540(inc EET)	10210mm	100mm.
Box sign				
Flag				
Pole				

Other (please give details below)

Type of sign	Number	Height	Width	Depth
PROJECTION	1	400mm	490mm	100mm

For fascia signs only, what is the height of the top of the sign above the ground? 2.5m. metres

How far do the advertisements project from the face of the building? Projection sign 490mm. ~~0.00~~ metres

FASCIA SIGN 0.00.

Please give details of the materials and colour to be used for :

	Materials	Colour
the framework	Aluminium	Blue.
the face of the board and any letters	Aluminium	Red & Opal.
the bracket	Aluminum	Silve

Will the advertisements have any lighting? Yes ☑ No ☐

If "Yes", will the lighting be: inside? Yes ☑ No ☐

outside? Yes ☐ No ☑

What type of lighting will it be? STATIC Flourescent tubes

If advert is internally illuminated, how bright will it be? Candelas per square metre

Please tell us the period for which you would like to display the advertisements.

From: 11/07/07 To: 11/07/12.

8 Please state the fee enclosed (please see note 8) £75

Signature [redacted] **Date:** 11-07-2007.

Please print your name ELIZABETH MORBEY

Notes

1 Under the Town and Country Planning (Control of Advertisement) Regulations 1992 to 1994 you need consent to display advertisements. Please refer to the current Regulations for details or ask a Planning Officer

2 Planning Officers can normally give you help and advice if you show them what you want to do before you hand in your application. Please follow the advice in this document before you make your application. If what you want to do does not meet the standards set out in the guide, please write to us for advice.

3 *Hoarding* - Usually a large sign containing poster panels which can be placed at the entrance to or sides of building sites or at important sites on the roadside.

Fascia sign - A sign attached to a building, for example, above a shopfront.

Box sign - A type of sign which projects from the surface it is mounted on, for example, at the front of a building.

Flag - Usually a sign in fabric or plastic in the shape of a flag attached to a single flagpole.

Pole - A sign attached to a pole or curved to form a pole, for example, on the forecourt of a garage.

4 We normally give consent for five years, but we may give consent for a longer or shorter period. If you need consent for a specific period of more or less than five years, please tell us in your answer to question 7.

5 You must have consent from the owner of the land or anyone else with the right to give consent before you put up the advertisements. It is your responsibility to get this consent.

OS Sitemap™



ADUR DISTRICT COUNCIL
PLANNING DIVISION
PLAN No. Ardour210T
DATE RECEIVED 13 JUL 2007

Produced 18.06.2007 from the Ordnance Survey National Geographic Database and incorporating surveyed revision available at this date. © Crown Copyright 2007.

Reproduction in whole or part is prohibited without the prior permission of Ordnance Survey.

Ordnance Survey and the OS Symbol are registered trademarks and OS Sitemap is a trademark of Ordnance Survey, the national mapping agency of Great Britain.

The representation of a road, track or path is no evidence of a right of way.

The representation of features as lines is no evidence of a property boundary.

Metres
0 20 40

Scale 1:1250

Supplied by: **Outlet User**
Serial number: 00391600
Centre coordinates: 518247 104599

Further information can be found on the OS Sitemap Information leaflet or the Ordnance Survey web site: www.ordnancesurvey.co.uk

73-75 NORTH RD

LANCING

BN15 9AS

signageproposal

[ITEM 01]

internally illuminated projection sign

[ITEM 02]

built-up non-illuminated logo fixed to aluminium back tray





Current signage 'Portman' signage scheme



Proposed 'Nationwide' signage scheme

ADUR DISTRICT COUNCIL
PLANNING DIVISION
PLAN No. AD/0112/07
DATE RECEIVED 13 JUL 2007

northamptonSIGNS
TEL 01604 758198 FAX 01604 759515 WEB www.northamptonsigns.co.uk

CUSTOMER: Nationwide
SITE: Lancing

SCALE: 1:30 @ A3
SIZE: As Indicated

OUR REF: Nationwide DWH/Lancing SIGNS
DATE: 22-06-2007 DWG BY: E.Morbey REV: 0

NOTES:
None

THIS DRAWING IS THE PROPERTY OF NORTHAMPTON SIGNS AND MUST NOT BE REPRODUCED WITHOUT THEIR PRIOR PERMISSION

DO NOT SCALE THIS DRAWING

NOTES:



INDIVIDUAL ELEMENTS (SEE J1.12 FOR VISUAL)

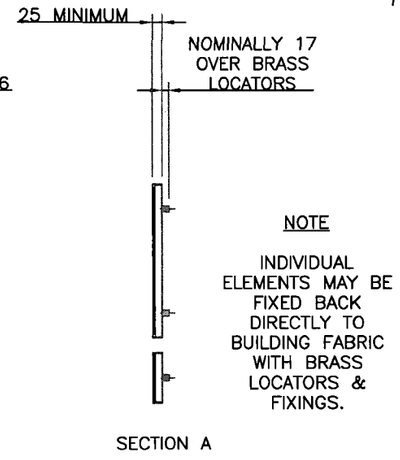

NOTE

INDIVIDUAL ELEMENTS MAY BE FIXED BACK DIRECTLY TO BUILDING FABRIC WITH BRASS LOCATORS & FIXINGS.

SECTION A

DISPLAY NOTES

ALL DIMENSIONS & PROPORTIONS RELATING TO THE LOGO, TEXT & RED UNDERLINE ARE BASED ON THOSE OF THE STANDARD 650mm DEEP BANNER SIGN.

THE SIZES OF THESE SIGNS WILL VARY IN ORDER TO SUIT THE BUILDINGS TO WHICH THEY WILL FIT.

THE SIZES SHOWN HERE ARE TO INSIDE OF STAINLESS STEEL FACE RETURN – i.e FACE MEASURES AT ACRYLIC DISPLAY FACES.

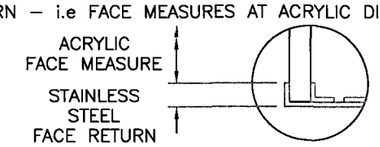

STAINLESS STEEL FACE RETURN SHOULD BE CONSIDERED STANDARD AS DIMENSIONED FOR THIS SIZE OF SIGN. HOWEVER THESE MAY BE INCREASED FOR LARGER SIZES, & AS SIZE ALLOWS, TO FIRMLY RETAIN ACRYLIC FACES.

OPTIONAL BACK PANEL – IF REQUIRED – SHOULD BE PROPORTIONAL TO INDIVIDUAL ELEMENTS.
THE BLUE BACKGROUND ABOVE & BELOW THE 'N' IS ALWAYS EQUAL IN HEIGHT.

MANUFACTURING NOTES

SIGN ELEMENTS CONSIST OF ACRYLIC FACES HOUSED WITHIN SHAPED PERIMETERS & ASSEMBLED ONTO SHAPED BACKTRAYS.

DISPLAY FACES ARE FROM 5mm THICK ICI ACRYLIC, COLOUR REFERENCES: BLUE – 7454, RED – 4259, OPAL – 050.
LOGO ELEMENTS ARE LASER-CUT AND INLAID USING TENSOL CEMENT (No.70).

SHAPED PERIMETERS ARE FABRICATED FROM STAINLESS STEEL (VARIABLE DEPTHS TO SUIT REQUIREMENTS – 25mm MINIMUM): FACE RETURNS – No.8 MIRROR POLISHED. SIDE RETURNS – No.4 SATIN.
ALL VISIBLE FIXING SCREWS ARE TO BE STAINLESS STEEL.

SHAPED BACKTRAYS ARE FABRICATED FROM DESCALED STAINLESS STEEL c/w ALL RETURNS, FLANGES & GUSSETS.
EXTERNAL SURFACES FINISHED TO MATCH ICI ACRYLIC BLUE 7454.
FIXED BACK TO BUILDING SURFACE VIA. BRASS LOCATORS.

OPTIONAL BACK PANEL IS FABRICATED FROM ALUMINIUM SHEET FINISHED TO MATCH ICI ACRYLIC BLUE 7454.

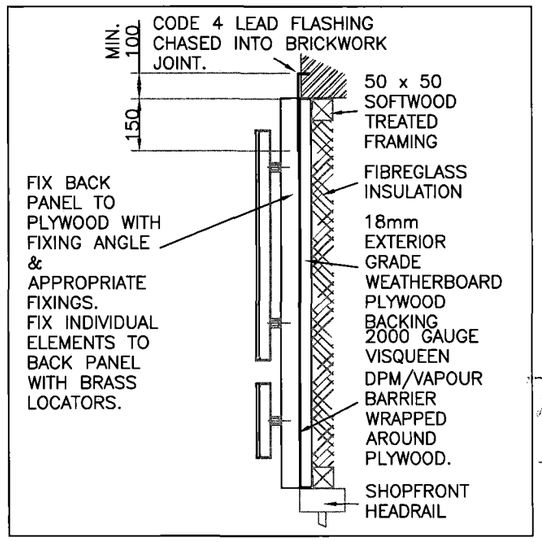

ADUR DISTRICT COUNCIL
PLANNING DIVISION

PLAN No.	AD/0412/07
DATE RECEIVED	13 JUL 2007



INDIVIDUAL ELEMENTS ON BACK PANEL (SEE J1.13 FOR VISUAL)

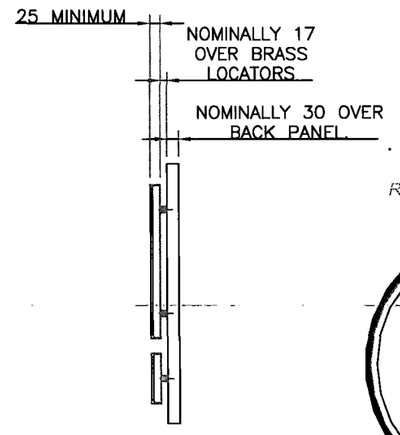

SECTION B

Revisions:

Scale: NTS
Date: 22.06.00
Drawn by: PB. COLLINS SIGNS

STANDARD DRAWING SIGNS

NON-ILLUMINATED FASCIA COMPONENTS

Nationwide

JN1.5 r.

Property Services Dept
Nationwide House
Pipers Way
Swindon SN38 1NW
Tel: 01793 513513

DO NOT SCALE THIS DRAWING

NOTES:

SWING SIGN – 2 STANDARD SIZES

PERIMETER FRAME CONSTRUCTED FROM 'SIGNFIX' EXTRUSION.
M8. EYEBOLTS TO TOP OF PERIMETER FRAME ON CTRS. SHOWN.
FINISH: ETCH PRIME & PAINT – EGGSHELL BLACK.

DISPLAY PANELS (2 OFF) FROM ALUMINIUM SHEET.
FINISH: ETCH PRIME & PAINT TO MATCH ICI ACRYLIC BLUE 7454.
DISPLAY:
VINYL APPLIED DISPLAY TO DIMENSIONS & PROPORTIONS SHOWN FROM:
OPAQUE GLOSS WHITE & OPAQUE GLOSS RED TO MATCH ICI ACRYLIC RED 4259.

ASSEMBLE PANELS WITHIN 'SIGNFIX' SECTION USING 'KWIKSEAL' PACKING AS REQUIRED TO GIVE SNUG FIT.

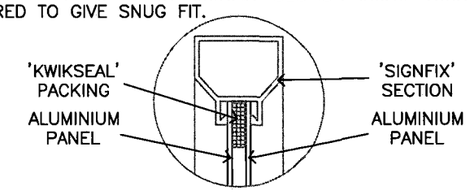

SIGNS ARE SLUNG FROM FABRICATED STEEL PROJECTING ARMS – AS INDICATED.

STEEL PROJECTING ARM IS ASSEMBLED BACK TO BUILDING FABRIC WITH APPROPRIATE FIXINGS – MINIMUM 4 x M8.

SIGNS MAY BE EXTERNALLY ILLUMINATED WITH TROUGHLIGHTS (PORTLAND – SIGNLUX) FIXED TO STEEL PROJECTING ARM.

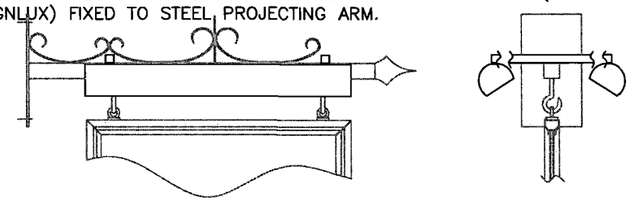

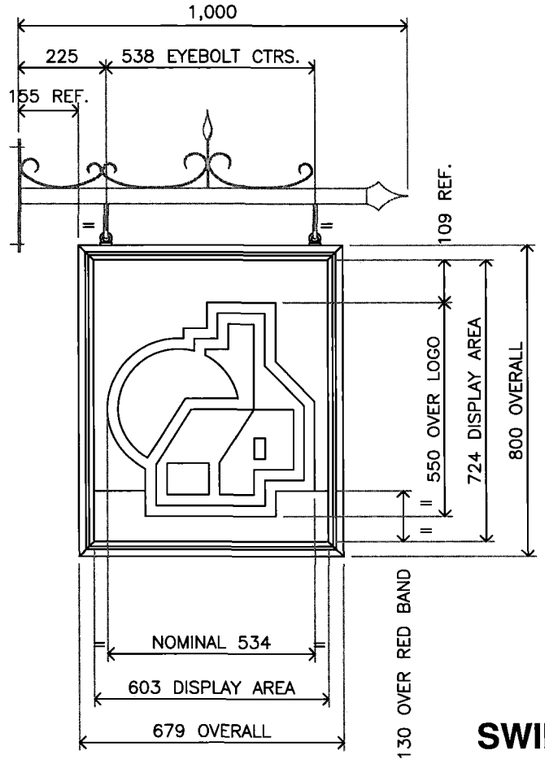

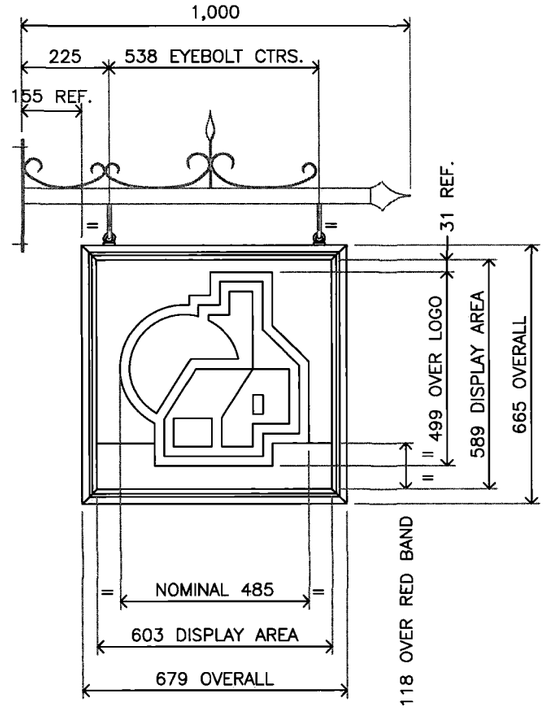

SWING SIGN (SEE J1.16 FOR VISUALS)

PROJECTING SIGN (SEE J1.15 FOR VISUALS)

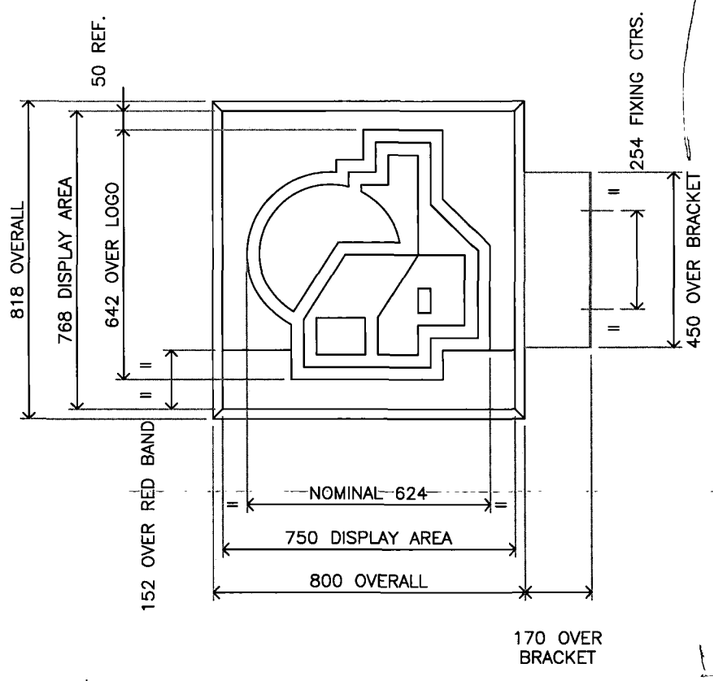

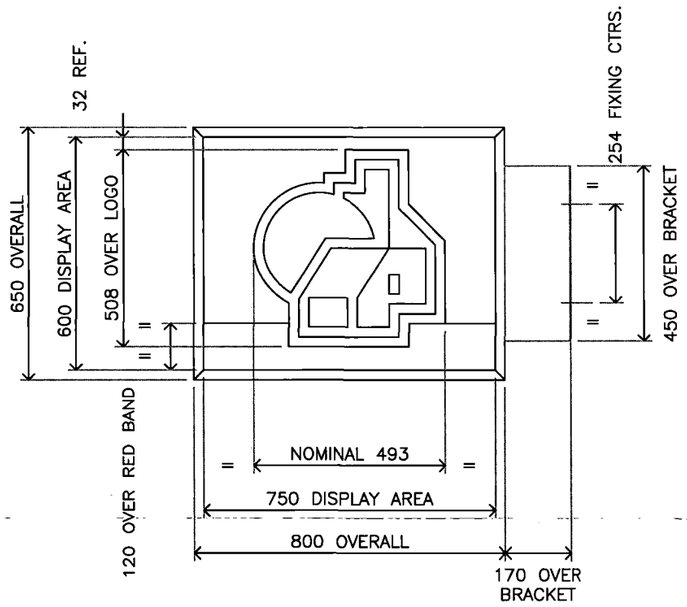

PROJECTING SIGN – 2 STANDARD SIZES

SIGN BOX CONSTRUCTED FROM EXTRUDED ALUMINIUM SECTION. (O.S A2488 OR EQUIVALENT) c/w ALL INTERNAL BRACING & GUSSETS AS REQUIRED.
FINISH: ETCH PRIME & PAINT TO MATCH ICI ACRYLIC BLUE 7454.

FABRICATED ANGLE TRIM FROM No.8 MIRROR POLISHED STAINLESS STEEL.
ALL TRIM RETAINING SCREWS ARE TO BE STAINLESS STEEL.

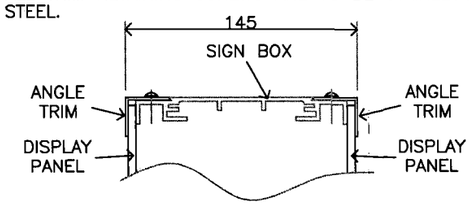

DISPLAY PANELS ARE FABRICATED FROM 5mm THICK ICI ACRYLIC, COLOUR REFERENCES:
BLUE – 7454, RED – 4259, OPAL – 050.
LASER–CUT & INLAID (c/w REBATES & BEVELS AS REQUIRED) USING TENSOL CEMENT (No.70).

SIGNS ARE FIXED BACK TO BUILDING FABRIC WITH SHROUDED STEEL FIXING BRACKET AND APPROPRIATE FIXINGS (MINIMUM 4 x M8.)
SHROUD IS TO BE FINISHED TO MATCH SIGN BOX.

WHERE SIGNS ARE TO BE FIXED THRU. FASCIA TO BUILDING FABRIC AN ALTERNATIVE BRACKETING ARRANGEMENT & ALLOWANCE AT FASCIA PANEL WILL BE REQUIRED.

SIGNS ARE INTERNALLY ILLUMINATED AS STANDARD WITH T8. 'DAYLIGHT' FLUORESCENT LAMPS c/w ALL ELECTRICS.

ADUR DISTRICT COUNCIL
PLANNING DIVISION

PLAN No.	Addendum
DATE RECEIVED	13 JUL 2007

Revisions:

Scale: NTS
Date: 22.06.00
Drawn by: PB. COLLINS SIGNS

STANDARD DRAWING SIGNS

PROJECTING SIGNS

Nationwide

JN1.7 r.

Property Services Dept
Nationwide House
Pipers Way
Swindon SN38 1NW
Tel: 01793 513513