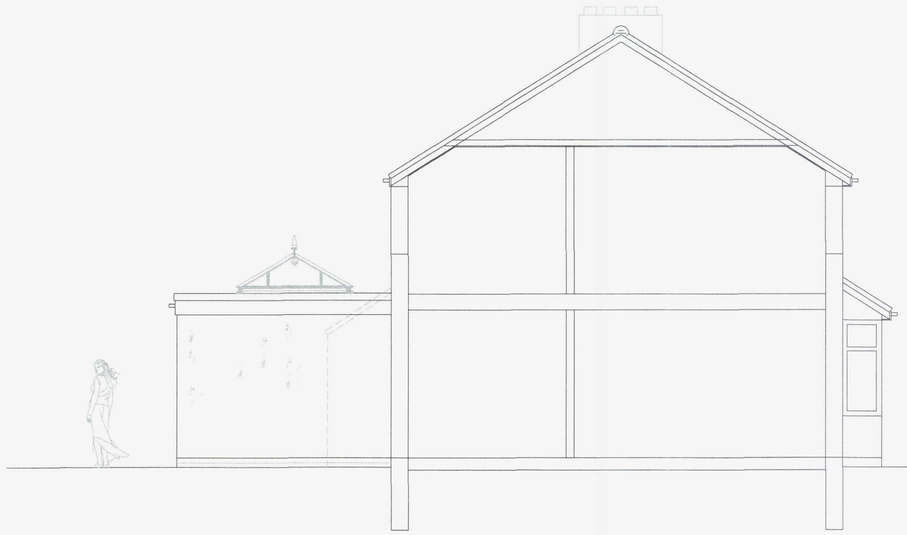

South facing (side) Elevation

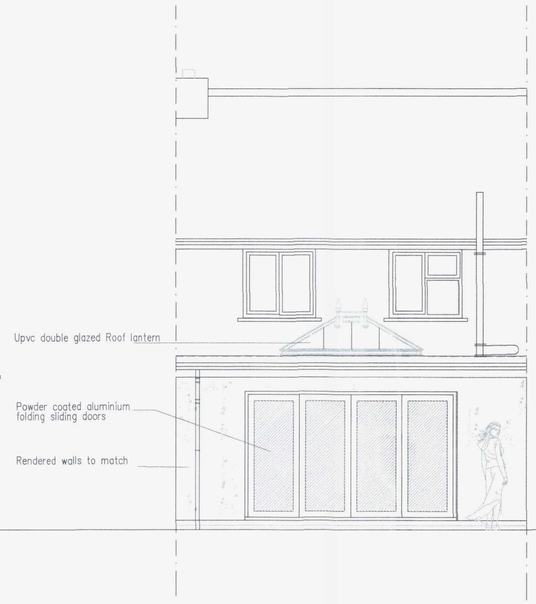

West facing (rear) Elevation

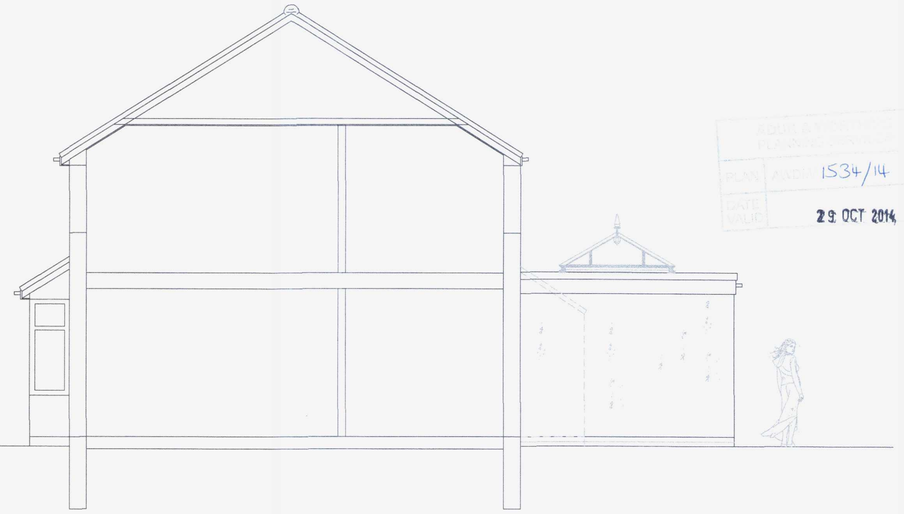

North facing (side) Elevation

ADUR & WORTHING PLANNING SERVICE
PLAN AWDM 1534/14
DATE VALID 29 OCT 2014

DO NOT SCALE FROM THIS DRAWING EXCEPT FOR PLANNING AS PHOTOCOPIES WILL BE SUBJECT TO DISTORTION DRAWINGS TO BE READ IN CONJUCTION WITH ALL OTHER ARCHITECT'S & STRUCTURAL ENGINEER'S CONTRACT DRAWINGS & SPECIFICATIONS.
ANY DISCREPANCIES MUST BE BROUGHT TO THE ATTENTION OF THE ARCHITECT IMMEDIATELY.
THE CONTRACTOR MUST VERIFY ALL DIMENSIONS BY SITE MEASUREMENT BEFORE ORDERING MATERIALS OR MANUFACTURING COMPONENTS.
SUBSTITUTE MATERIALS & PRODUCTS TO THOSE NAMED WILL BE ACCEPTABLE IF PROVEN TO BE OF EQUAL OR HIGHER PERFORMANCE AND NOT IN CONFLICT WITH OTHER ELEMENTS.

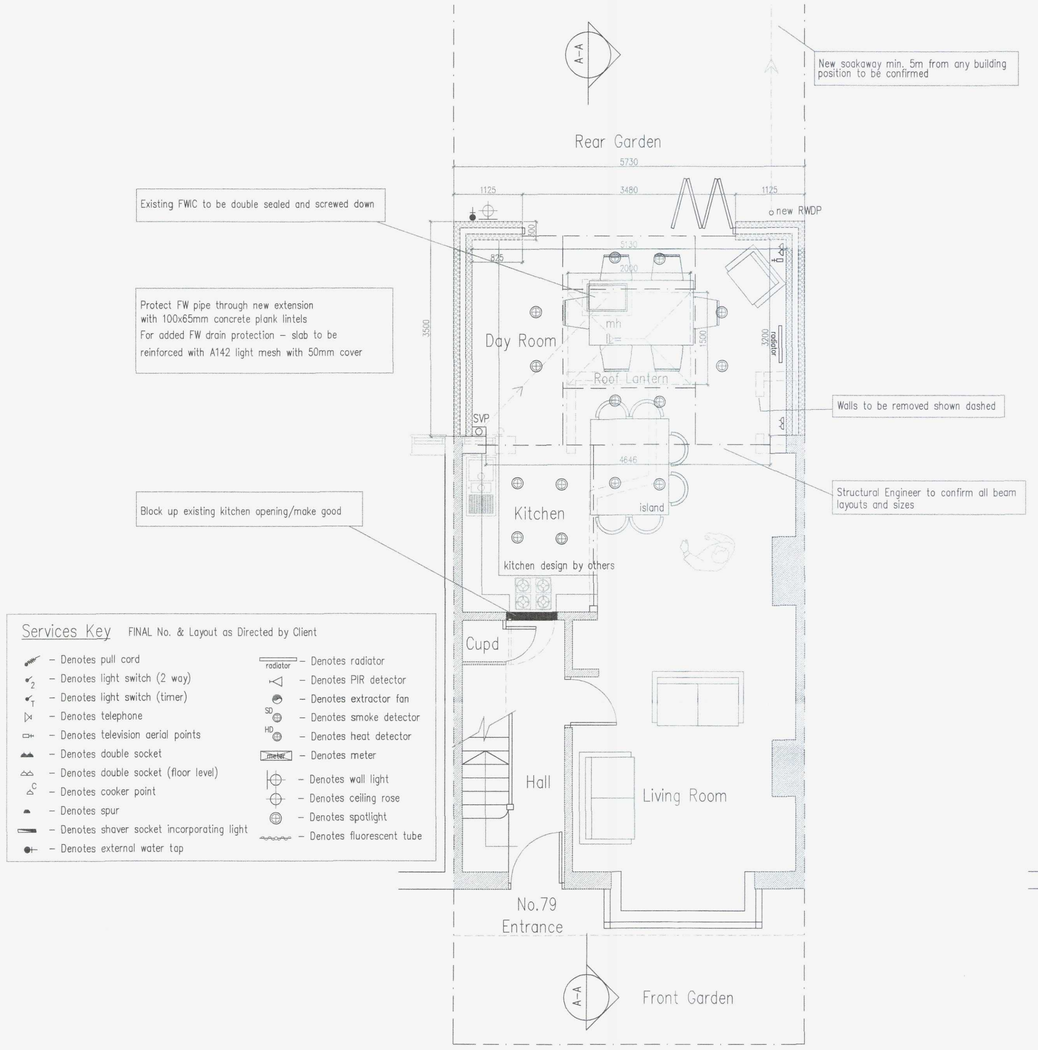

Services Key FINAL No. & Layout as Directed by Client

- Denotes pull cord
- Denotes light switch (2 way)
- Denotes light switch (timer)
- Denotes telephone
- Denotes television aerial points
- Denotes double socket
- Denotes double socket (floor level)
- Denotes cooker point
- Denotes spur
- Denotes shaver socket incorporating light
- Denotes external water tap
- Denotes radiator
- Denotes PIR detector
- Denotes extractor fan
- Denotes smoke detector
- Denotes heat detector
- Denotes meter
- Denotes wall light
- Denotes ceiling rose
- Denotes spotlight
- Denotes fluorescent tube

Ground Floor Plan

1:50 Scale Bar

1m 2m 3m 4m 5m 6m 7m 8m 9m 10m



First Floor Plan

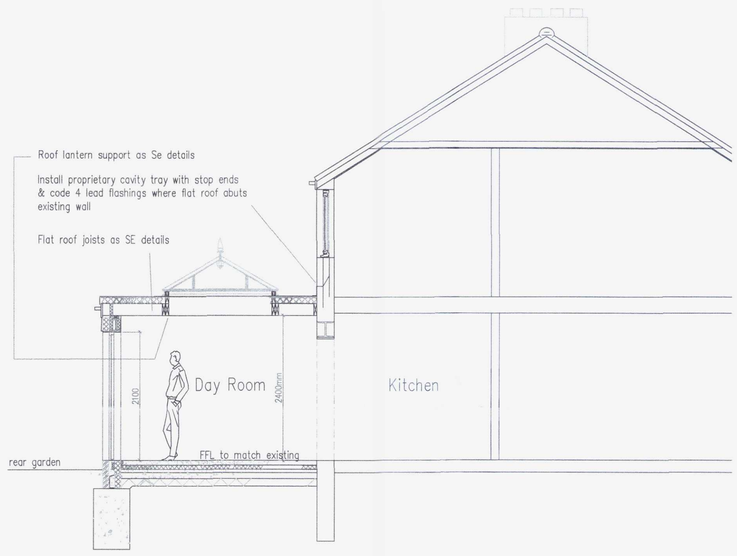

SECTION A-A

1:50 Scale Bar

1m 2m 3m 4m 5m 6m 7m 8m 9m 10m

Project:

Proposed Single Storey Rear Extension
At:
79 West Street
Shoreham By Sea
West Sussex
BN43 5WF

Drawing title:

Plans & Elevations As Proposed Incl. Section A–A

Client: David Gratton

© Copyright of:

Architectural & Planning Services
15 West Street
Shoreham By Sea
West Sussex
BN43 5WF
BJW
01273 441009
07856899101
e-mail: benw@bjwarchitectural.co.uk
website: bjwarchitectural.co.uk

Scale:	Paper size
1:50 , 1:100	A1
Date: 5.8.2014	Drawn: BJW
Drg. No. 02	Rev'n

Note: All dimensions to be checked on site.