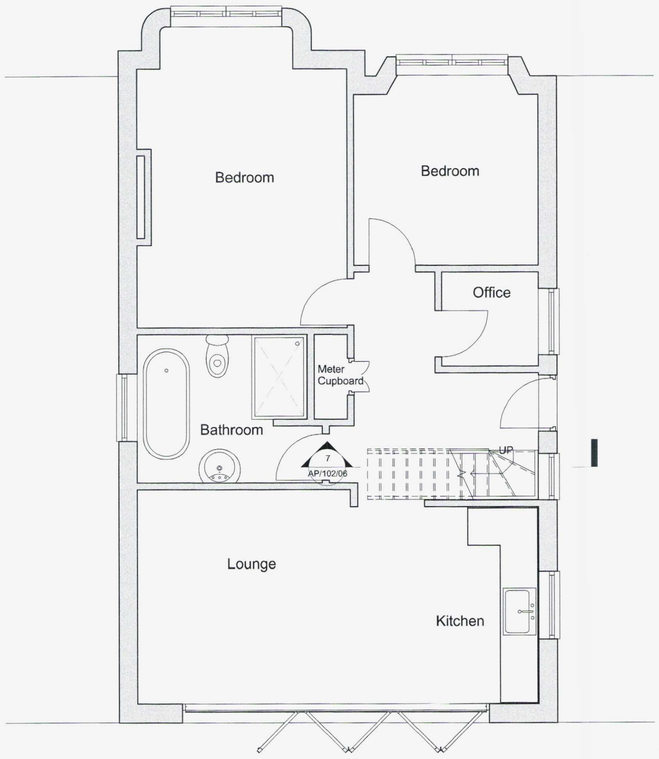

1 Ground Floor
1 : 50

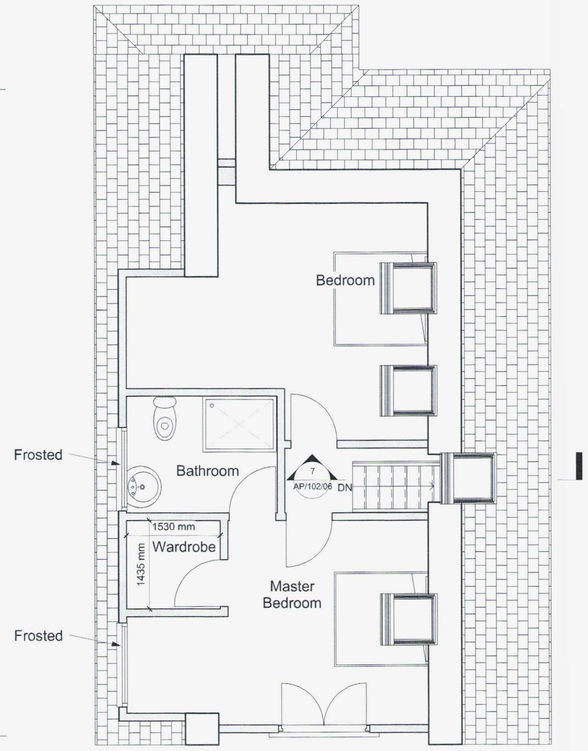

2 First Floor
1 : 50



3 Front Elevation (North)
1 : 50



4 Rear Elevation (South)
1 : 50

Hip To Gable End

= .5 x 7.3 x 3.4 = 12.41m2

= .33 x 12.41 x 3.91 = 16.01 m3

Dormer Extension

Dormer 1

= .5 x 5.20 x 3.08 x 2.68 = 21.46m3

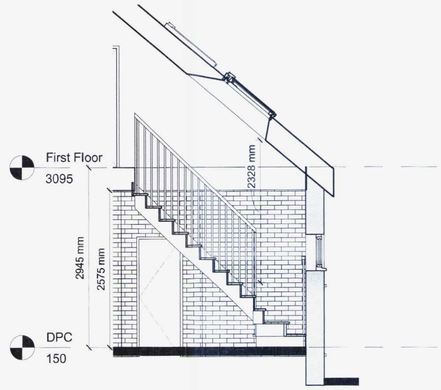

7 Section A-A
1 : 50

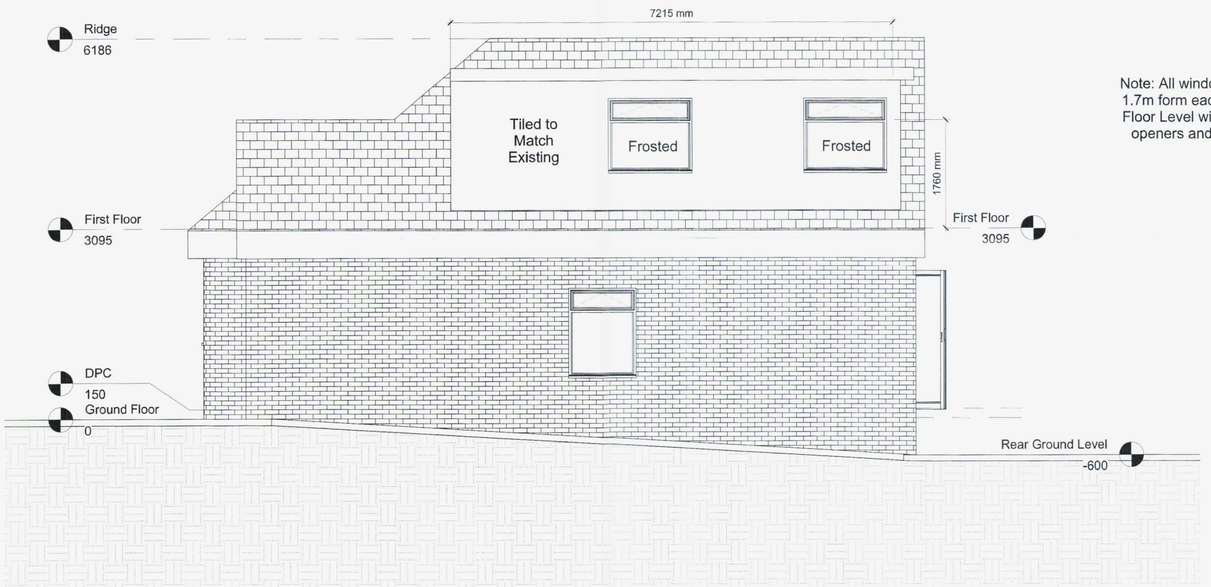

6 Side Elevation (West)
1 : 50

Note: All windows below 1.7m form each internal Floor Level will be Non-openers and frosted.

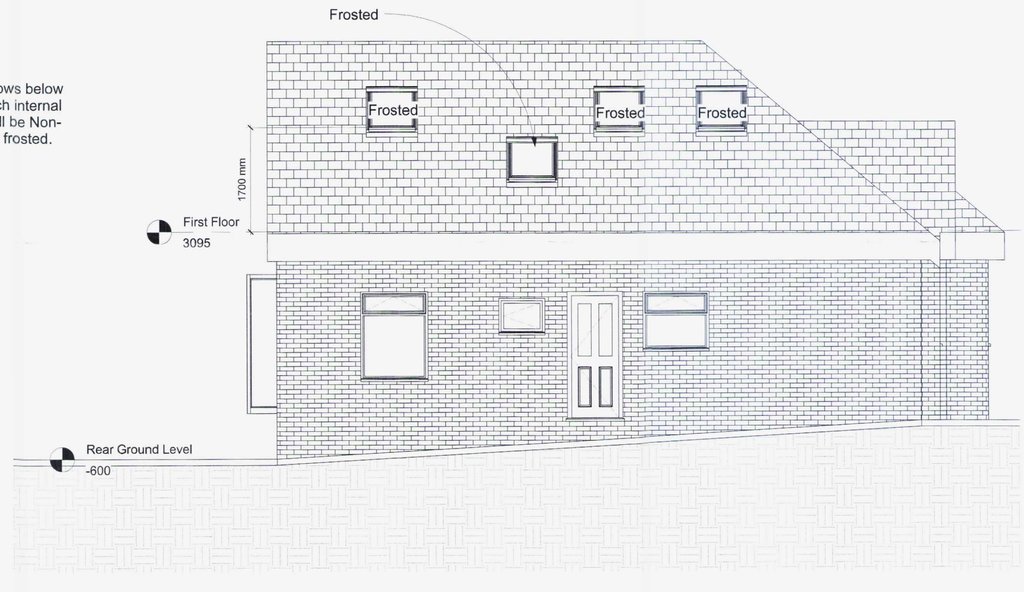

5 Side Elevation (East)
1 : 50

SCALE 1:25 (200 0 200 400 600 800 1000 mm)

Scale 1: 50 @ A1 (1: 100 @ A3) (0 0.5 1 2.5 5)

1274/16
Recd: 25 Jan '17

Planning Issue

All dimension to be verified on site, any discrepencies to be reported to Designer prior to setting out or ordering of any materials.

This drawing has been produced for the specific client and project identified below and is not intended for use by any other person or for any other purpose.

This drawing is protected under The Copyright, Designs and Patents Act 1988.

Revisions

A	Added information Reqs from Planning
B	Adding notes to the drawing
C	Adding notes to the drawing
D	Sectiong Through Staircase

Client
Mr T Spencer & Mrs D Barlow

Project Address
6 Upton Avenue
Southwick
Brighton
BN42 4WP

Project
Loft Conversion

Drawing Title
Proposed Plans & Elevations

Drawing number: AP/102/06
Rev: D

Scale: 1 : 50
Paper Size: