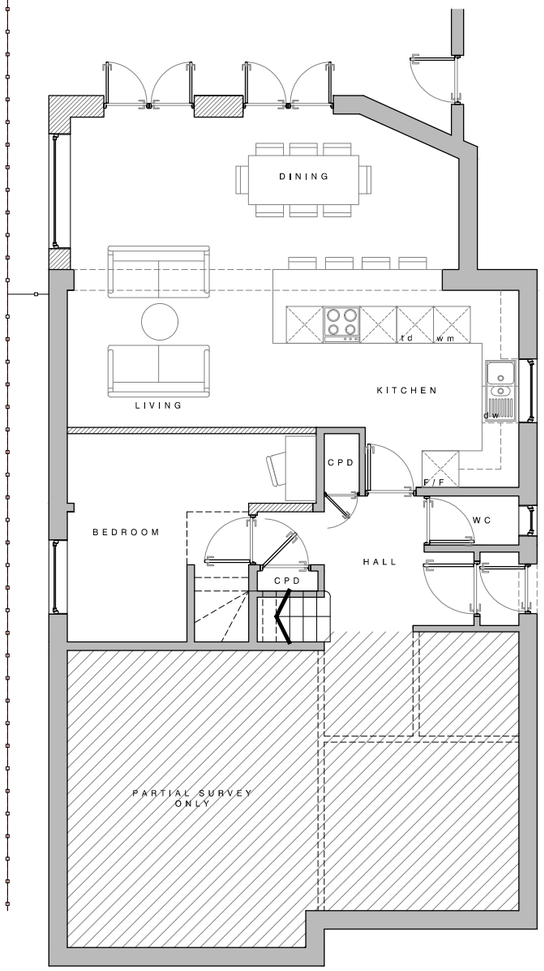

Proposed Plan

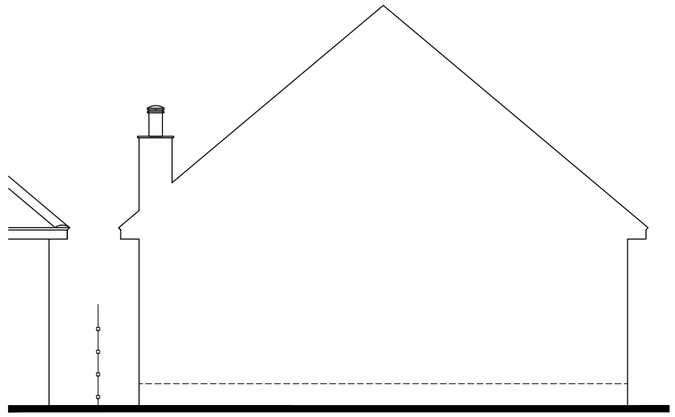

Proposed East Elevation (Not Surveyed, no works proposed)



Proposed North Elevation



Proposed West Elevation

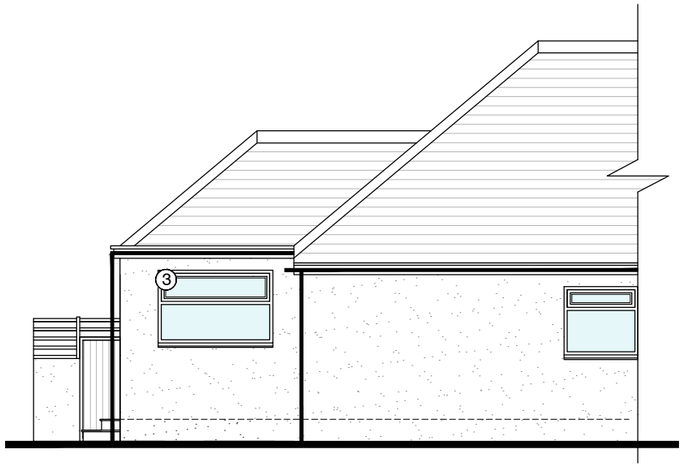

Proposed South Elevation

Material Key:
1 - White Render
2 - UPVC Black Rainwater Goods
3 - White UPVC Window and Door Frames

Do not scale from this drawing. Work to figured dimensions only.

Dimensions to be taken on site prior to manufacture, fabrication or installation.

These drawings are general arrangement drawings only. These should not be used for construction purposes.

Job Title	Drawing Name	Scale	Status	Job No.	Drg No.	Rev.
35 Downsway	Proposed Plans and Elevations	1:100 @ A3 (metres 1 2 3 4)	Planning	JTA256	PL03	C

Rev.	Date	Revision Details
A	02.10.24	Amended to client comment.
B	03.10.24	Amended to client comment.
C	04.10.24	Amended to planner comment.

T: 07843804431
E: info@jamesthompsonarchitecture.com
W: jamesthompsonarchitecture.com

JAMES THOMPSON ARCHITECTURE