Notes

Do not scale dimensions direct from this drawing. All setting out and constructional dimensions should be carefully checked on site before commencement of work. This drawing is the copyright of AMA.

1. This drawing does not form an installation drawing. Drawing to be developed by sub-contractor to form a full installation drawing detailing dimensions, site obstructions and setting out details as necessary, and shall co-ordinate with all other services.
2. For sections A & B refer to drawing No. 1055/M/103

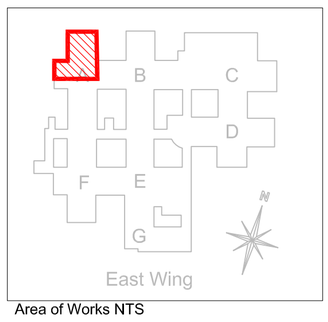

Area of Works NTS

ROOF PLANT SERVING NEW THEATRES (1:50)

Supply Fan - External R & S Motors

Volume	1.6 m³/s
External static	200 Pa
Total static	823 Pa
Absorbed power	1.82 kW
Motor power	3 kW (EFF1)
Motor type	Standard/Single Speed
Motor position	Standard
Fan type	SISW / Backward curved / Belt driven
Fan speed	1768 RPM
Outlet velocity	9.96 m/s
Total fan efficiency	78.0 %
Electrical Supply	400V-3Ph-50Hz

Fan discharge SWL levels (to BS848)	63	125	250	500	1000	2000	4000	8000 (Hz)
	93	87	84	83	80	76	71	63

Includes +4dB fan in casework adjustment

SOUND SPECTRUM FOR AHU NO. 1 & AHU NO.2

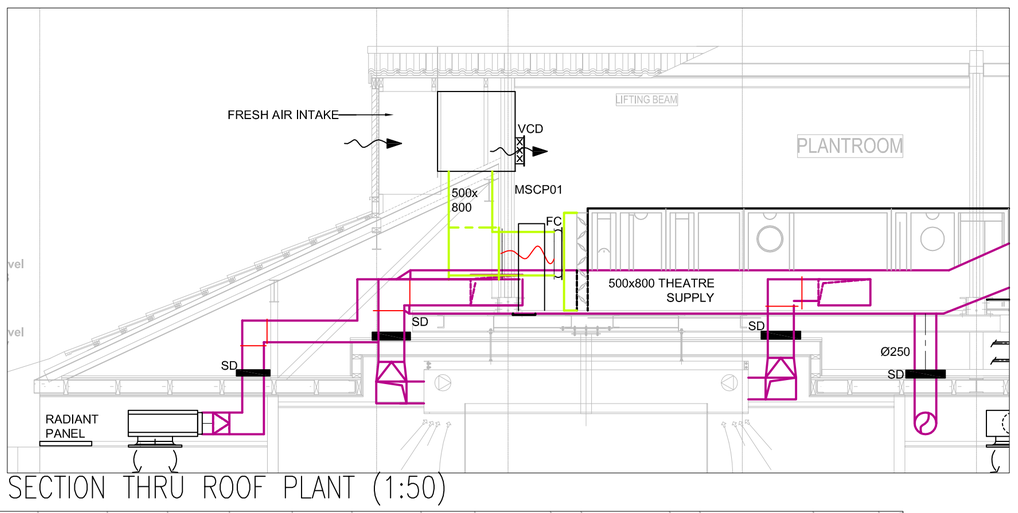

SECTION THRU ROOF PLANT (1:50)

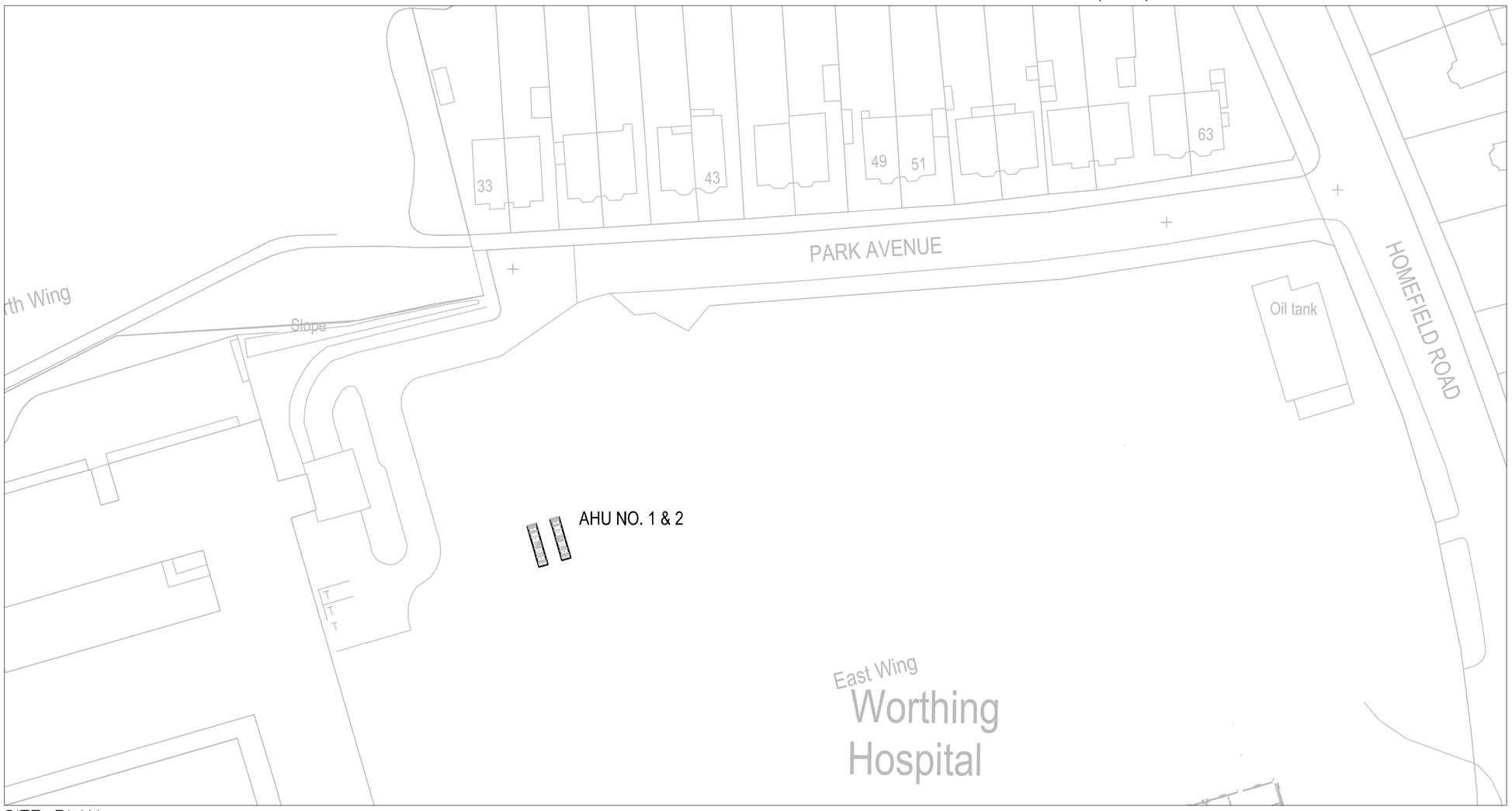

SITE PLAN

INFORMATION ISSUE

REV	DATE	REVISION	DRW	CHK	APP

ama
Building Services Consulting Engineers

Client:

KIER

Project:

WORTHING HOSPITAL
LAMINAR FLOW THEATRES

Title:

VENTILATION & AIR CONDITIONING
THIRD FLOOR ROOF PLANT

Scale	Date	Drawn	Checked	Approved
1:50@A1	MARCH '11	JV	HDM	DSLM

Issue Status

Preliminary	Information	Tender	For Use	Record

Drawing No. Revision

1055/MPLANNING