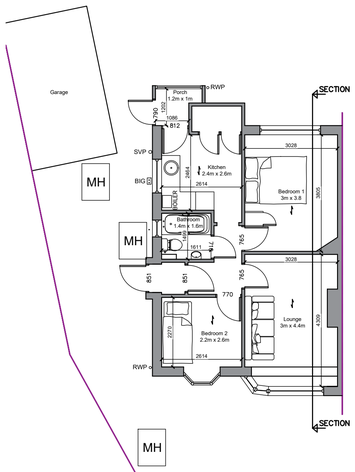

Existing Ground Floor Plan
Scale: 1:100

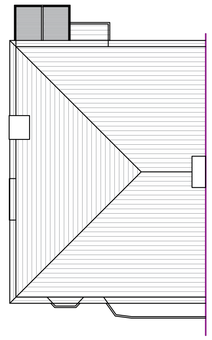

Existing Roof Plan
Scale: 1:100

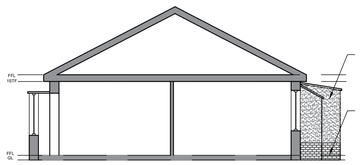

Existing Side Elevation/A-A Section
Scale: 1:100

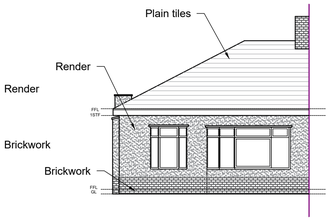

Existing Front Elevation
Scale: 1:100

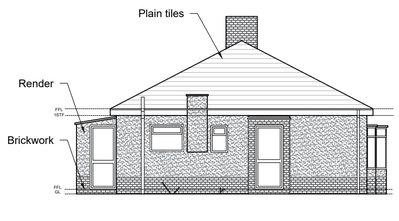

Existing Side Elevation
Scale: 1:100

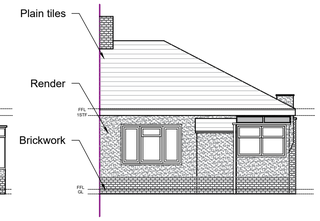

Existing Rear Elevation
Scale: 1:100

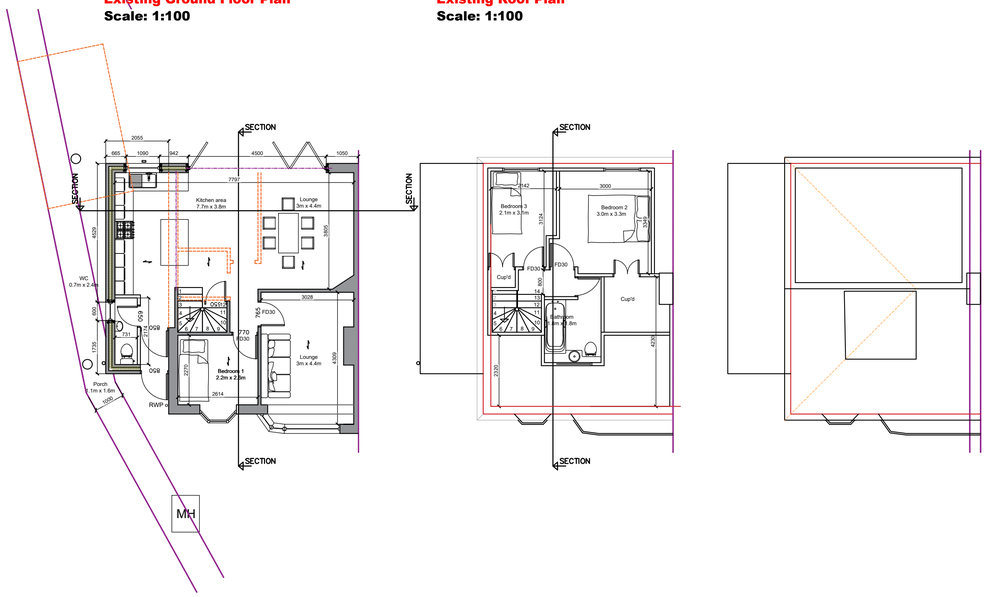

Proposed Ground Floor Plan
Scale: 1:100

Proposed First Floor
Scale: 1:100

Proposed Roof Plan
Scale: 1:100



Location Plan
Scale: 1:1250



Block Plan
Scale: 1:500

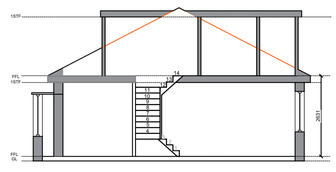

Proposed Side Elevation/A-A Section
Scale: 1:100

REAR DORMER UNDER PD

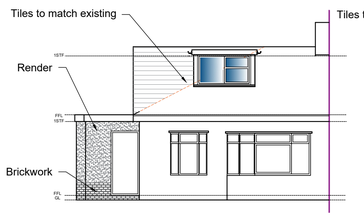

Proposed Front Elevation
Scale: 1:100

HIP TO GABLE UNDER PD

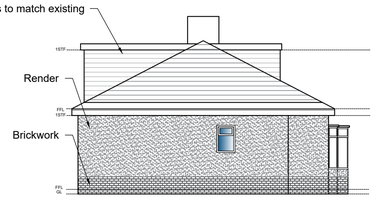

Proposed Side Elevation
Scale: 1:100

REAR DORMER UNDER PD

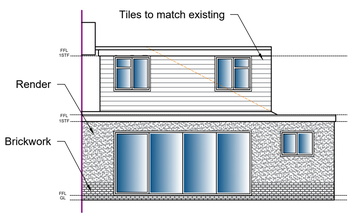

Proposed Rear Elevation
Scale: 1:100

METERS @ 1:50 | METERS @ 1:100 | METERS @ 1:200 | METERS @ 1:500 | METERS @ 1:1250

NOTE:

This drawing is to be read in conjunction with the Construction Notes and Structural Engineer's details.

The Contractor is responsible for all setting out and must check levels and dimensions on site before ordering materials or commencing work.

Refer to written dimensions only. Do not scale from drawings, except for the purposes of Planning assessment.

The Architect is to be immediately notified of any omissions or discrepancies.

Building work should not commence until all statutory approvals have been granted, i.e. Planning, Building Control, etc.

If a public sewer is discovered, consent to 'Build-over/Close-to' may be required from the Water Authority.

PARTY WALLS:

Work to Party Walls (including insertion of flashings, beam bearings, etc) are subject to Party Wall agreements with neighbours and are to be arranged by the Client in accordance with the Party Wall Act (i.e. Providing two months written notice)

- Below ground drainage - Surface Water
- Below ground drainage - Foul Water
- Discharge pipes
- Existing structure
- Proposed structure
- Removed structure
- Section line

Revision	Date:	Details:	Initials
I	23/06/2020	Planning Amendments	DLS
H	23/06/2020	Planning Amendments	DLS
G	03/05/2020	Planning Amendments	DLS
F	30/05/2020	Planning Amendments	DLS
E	18/05/2020	Planning Amendments	DLS
D	14/05/2020	Planning Amendments	DLS
C	11/05/2020	Planning Amendments	DLS
B	24/02/2020	Planning Amendments	DLS
A	20/02/2020	Client Amendments	DLS

These drawings and designs are the property of Shear Architectural Design Ltd and must not be copied, retained, or used without prior written consent. © Copyright

CREATE INSPIRE ENHANCE

SHEAR ARCHITECTURAL DESIGN
Top Floor
Trafalgar House
Newhaven
East Sussex
BN9 9DD
07881 656512
info@sheararchitecturaldesign.co.uk

PROJECT:
19 Kingston Close
Shoreham By Sea
West Sussex
BN43 6LP

DRAWING TITLE:
Side Extension
Hip to Gable
Front / Rear Dormer

NORTH

DATE: 13/02/2020
SCALE: Various
DRAWN: SC
CHECKED: -
SHEET OF

PROJECT NUMBER: 20/12
DRAWING NUMBER: SK1
REVISION: I