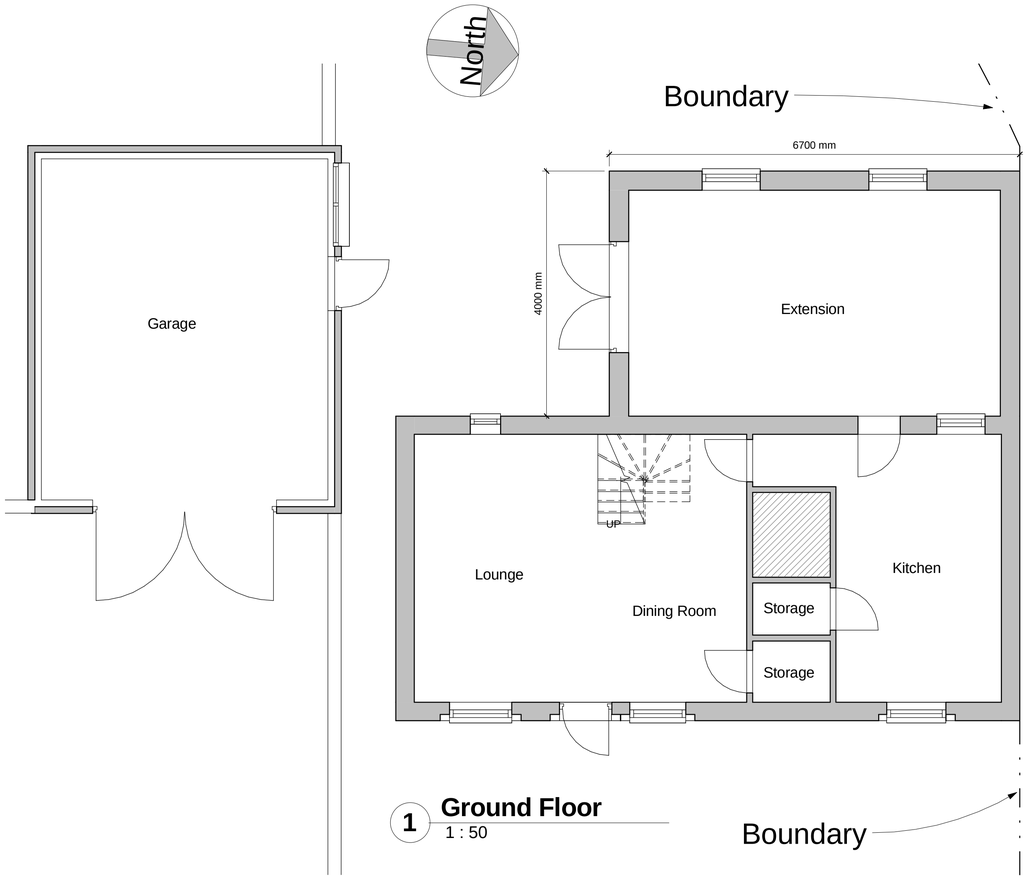

1 Ground Floor
1 : 50

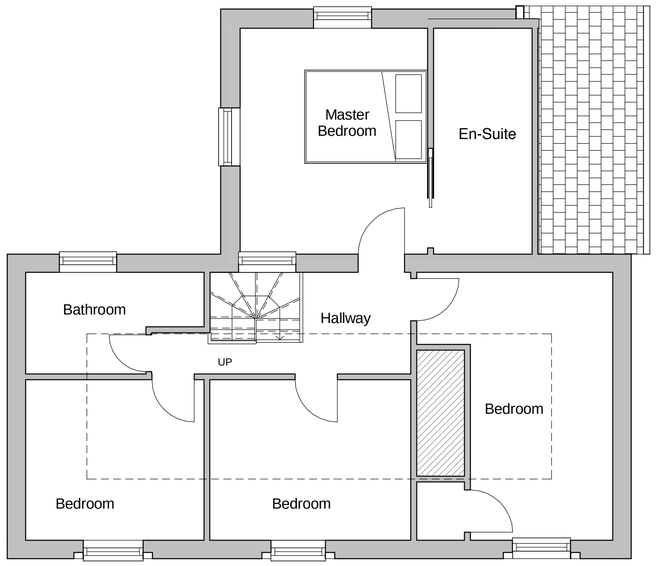

7 First Floor
1 : 50

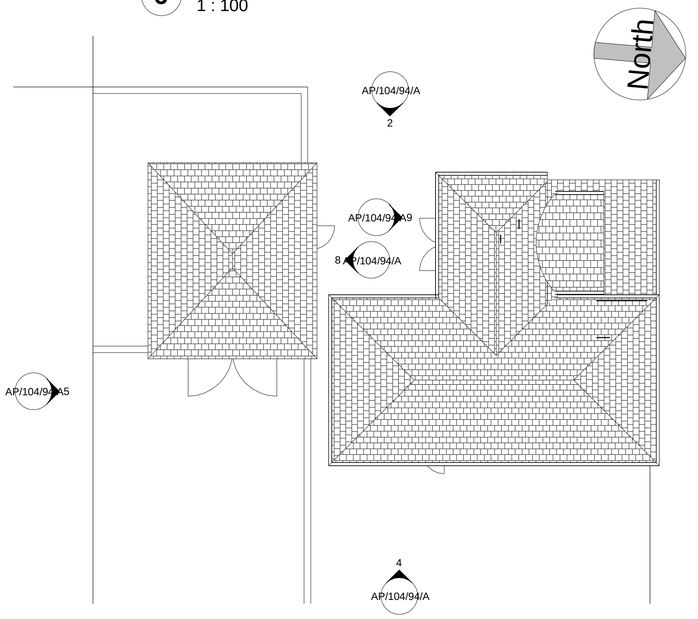

6 Site
1 : 100

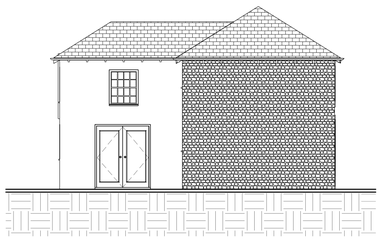

9 Side Elevation
1 : 100



3 Side Elevation (North)
1 : 100



2 Rear Elevation (West)
1 : 100



4 Front Elevation (East)
1 : 100

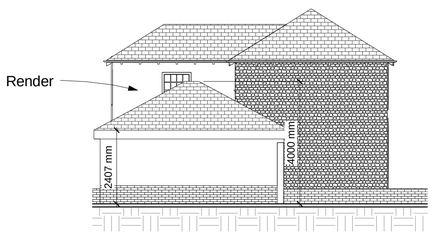

5 Side Elevation (South)
1 : 100



8 Side Elevation Garage (North)
1 : 100

0m 1m 2m 3m 4m 5m

VISUAL SCALE 1:50 @ A1

0m 2m 4m 6m 8m 10m

VISUAL SCALE 1:100 @ A1

Planning Issue

All dimension to be verified on site, any discrepancies to be reported to Designer prior to setting out or ordering of any materials.

This drawing has been produced for the specific client and project identified below and is not intended for use by any other person or for any other purpose.

This drawing is protected under The Copyright, Designs and Patents Act 1988.

Revisions

Client

Mr J Shiers

Project Address

94 Cokeham Lane
Sompting
Lancing
BN15 9SL

Project

Two Storey Rear Extension

Drawing Title

Proposed Plans & Elevations

Drawing number	Rev
AP/104/94/A	

Scale:	Paper Size:
As indicated	A1