0 3M

Scale bar 1:100

CONSTRUCTION & SURVEYING LTD

BUILDING CONSULTANCY
STRUCTURAL ENGINEERING AND PARTY WALL MATTERS

EMAIL: Info@Casltd.org.
Web WWW.Casltd.org.
Mob: 07885 606 967 Office: 01342 477 577

Client:	Mr. S. Brooks & Ms. S. Pankhurst	
Project	8 Tower Road, Lancing, BN 15 9HT	
Scale		Drawing No.
Scaling for planners use only	1:100 On A3	03/02/22 786 06C

Proposed Elevations & Section
Planning permission for EWI rendered walls, larger ground floor extension and loft window to gable
Print in colour.

Revised in line with validation officers requirements
- external insulation adapted

Larger rear extension to existing to end of terrace house.
Existing rear extension enlarged width ways.
2.268M Wide x 3.920M Deep x 3.342M High.
Eaves 2.385M
Walls- face brick to match existing
Roof- pitched tiles to match existing
Roof- Flat central section flat roof
Roof lights- re-use existing
Doors- Rear Bifold- new with frame to match in size, style and texture of existing.

EWI installation- walls front and left hand EWI and render.

Loft Window - Diameter 600 bullseye-non openable

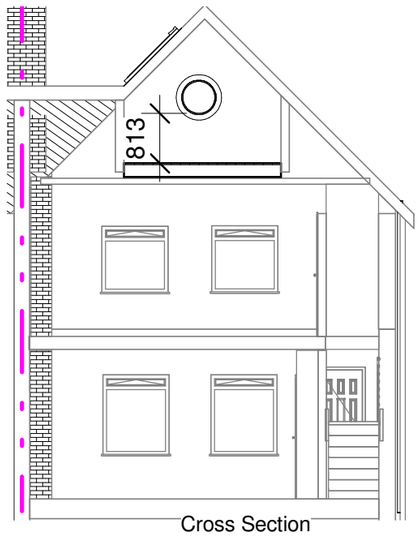

Cross Section

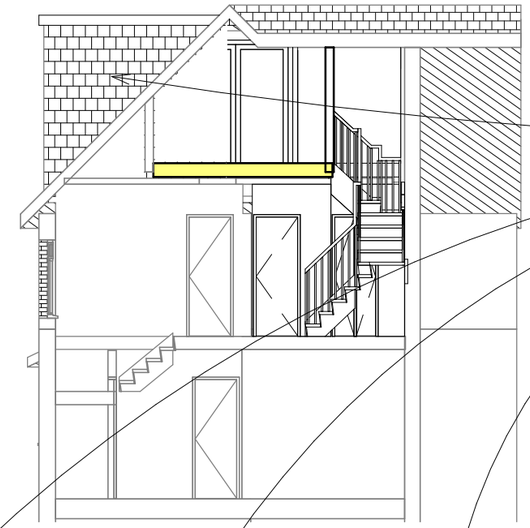

Front to rear section

Part hip to gable, rear dormer, Porch, side of main roof - rooflight are all part of a separate permitted development application. Only shown to clarify the planning proposal.

Note: Part hip to gable conversion is due to existing solar panels which can not be re-positioned.



Rear Elevation
(North Face)

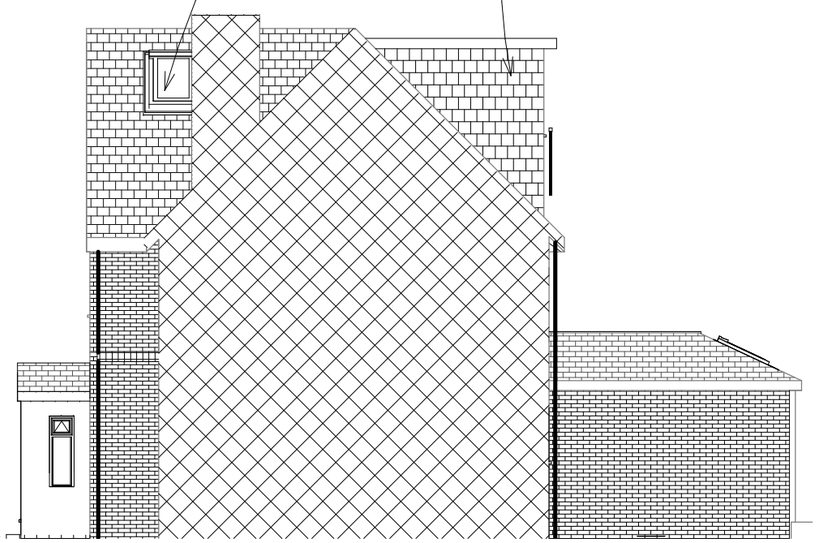

Party Wall Elevation
(East Face)

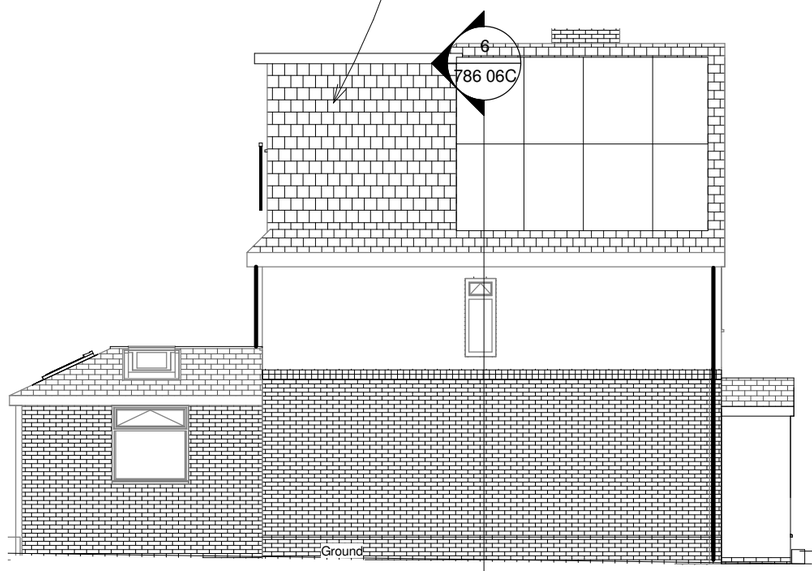

Left Hand (West) Elevation

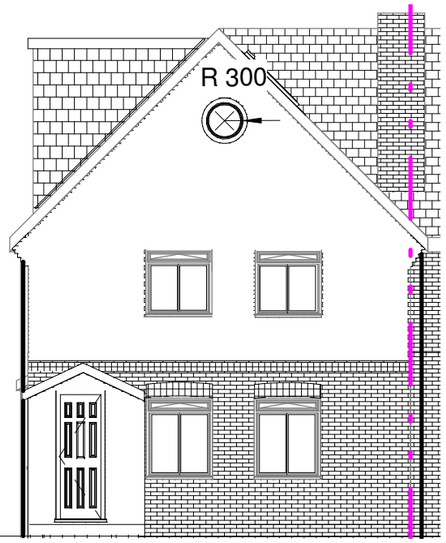

Front Elevation
(South Face)