

South Facing (Front) Elevation

1m 2m 3m 4m 5m 6m 7m 8m 9m 10m

1:100 Scale Bar

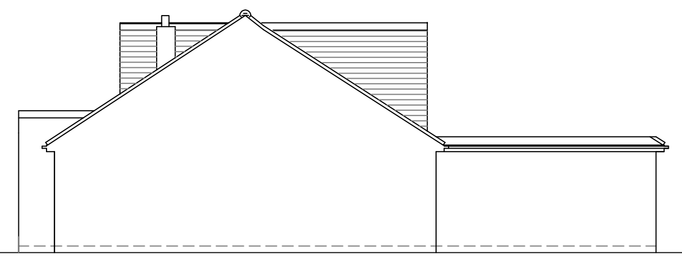

East Facing (Side) Elevation

1m 2m 3m 4m 5m 6m 7m 8m 9m 10m

1:100 Scale Bar

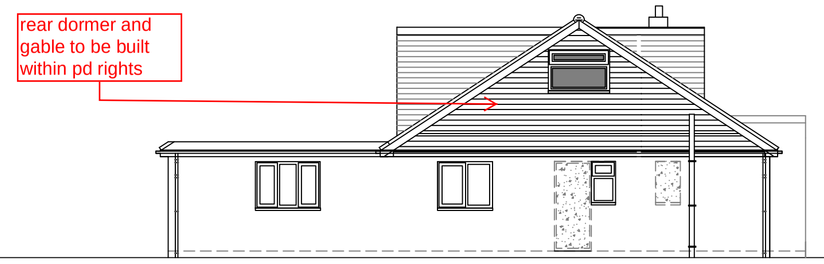

West Facing (Side) Elevation

1m 2m 3m 4m 5m 6m 7m 8m 9m 10m

1:100 Scale Bar

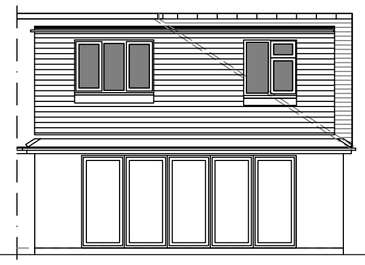

North Facing (Rear) Elevation

1m 2m 3m 4m 5m 6m 7m 8m 9m 10m

1:100 Scale Bar

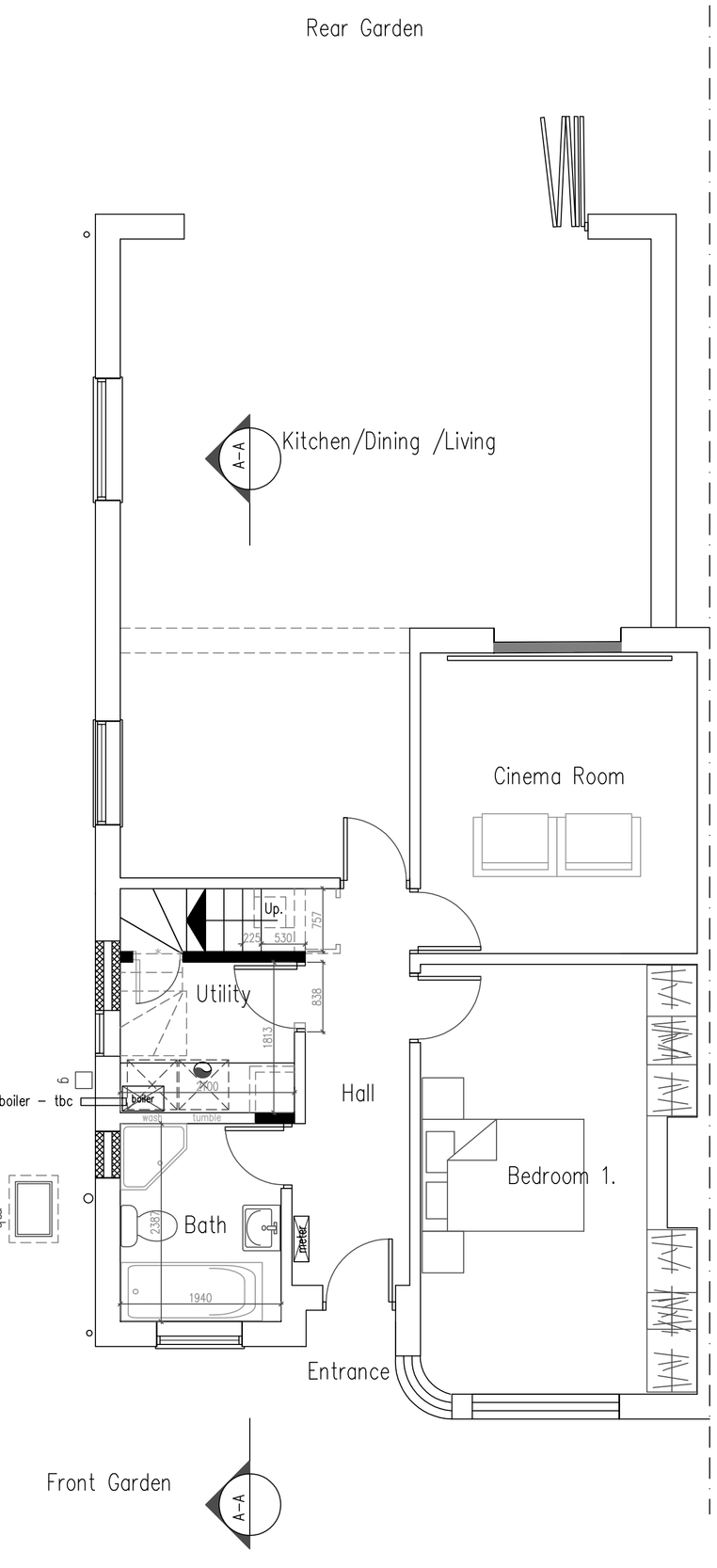

Ground Floor Plan

1:50 Scale Bar

1m 2m 3m 4m 5m 6m 7m 8m 9m 10m

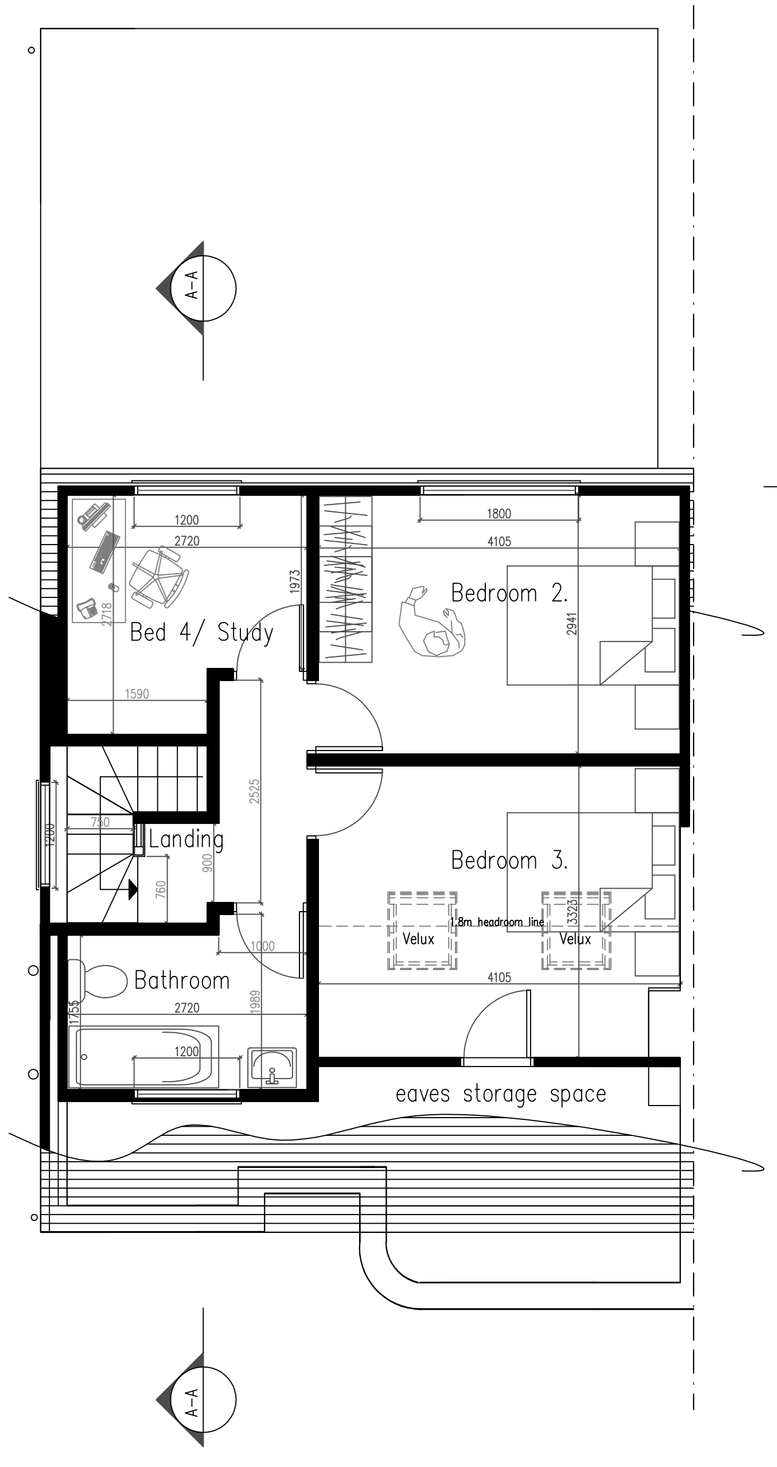

First Floor Plan

1:50 Scale Bar

1m 2m 3m 4m 5m 6m 7m 8m 9m 10m

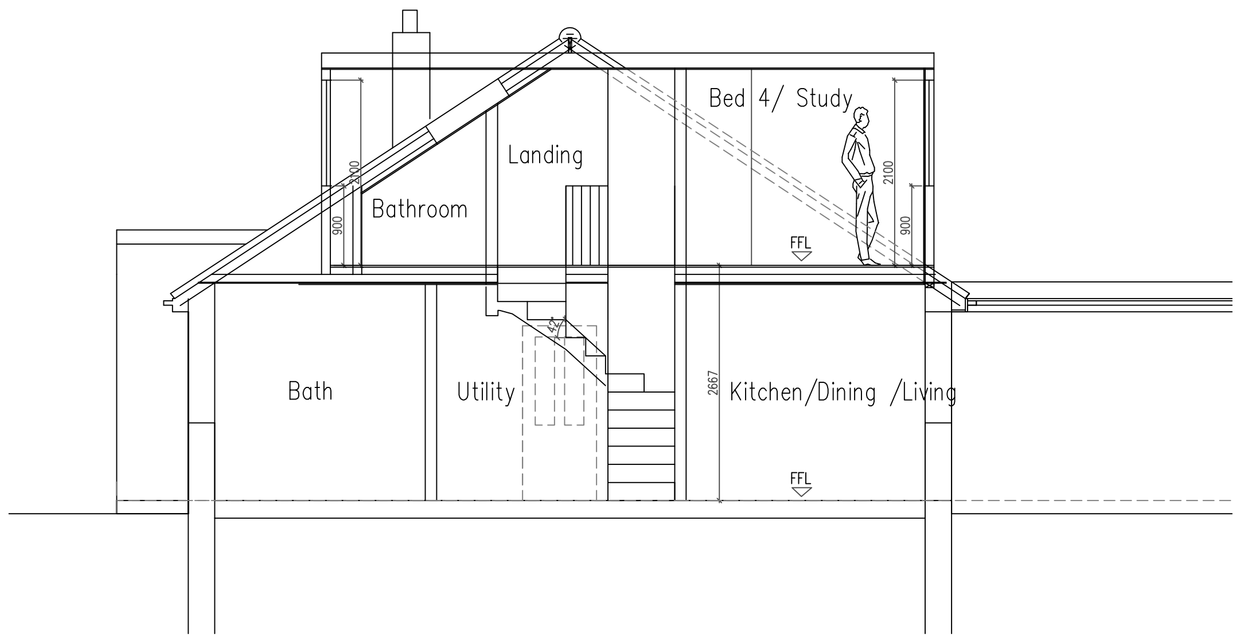

SECTION AA

1:50 Scale Bar

1m 2m 3m 4m 5m 6m 7m 8m 9m 10m

Services Key

SAT – Satellite television aerial point
CAT5 – data point
– Denotes pull cord
– Denotes light switch (2 way)
– Denotes light switch (timer)
– Denotes telephone
– Denotes television aerial points
– Denotes double socket
– Denotes double socket (floor level)
– Denotes cooker point
– Denotes spur
– Denotes external water tap
radiator – Denotes radiator
– Denotes PIR detector
– Denotes extractor fan
– Denotes smoke detector
– Denotes heat detector
meter – Denotes meter
– Denotes wall light
– Denotes ceiling rose
– Denotes spotlight
– Denotes fluorescent tube

Notes:
Final number of sockets, lights, radiators, positions etc to be agreed with the Client.

Contractor to assess existing electrical system and meter/distribution board and advise of any additional work required due to new works.

Structural Engineer to confirm all beam layouts and sizes

DO NOT SCALE FROM THIS DRAWING EXCEPT FOR PLANNING AS PHOTOCOPIES WILL BE SUBJECT TO DISTORTION
DRAWINGS TO BE READ IN CONJUCTION WITH ALL OTHER ARCHITECT'S & STRUCTURAL ENGINEER'S CONTRACT DRAWINGS & SPECIFICATIONS.
ANY DISCREPANCIES MUST BE BROUGHT TO THE ATTENTION OF THE ARCHITECT IMMEDIATELY.
THE CONTRACTOR MUST VERIFY ALL DIMENSIONS BY SITE MEASUREMENT BEFORE ORDERING MATERIALS OR MANUFACTURING COMPONENTS.
SUBSTITUTE MATERIALS & PRODUCTS TO THOSE NAMED WILL BE ACCEPTABLE IF PROVEN TO BE OF EQUAL OR HIGHER PERFORMANCE AND NOT IN CONFLICT WITH OTHER ELEMENTS.

Project:

Proposed
Conversion Of Roofspace
& Alterations At:
15 Glebe Way
Lancing
West Sussex
BN15 9RL

Drawing title:

Plans & Elevations As Proposed

Client:

Shane Fowler

© Copyright of:

Architectural & Planning Services
15 West Street
Shoreham By Sea
West Sussex
BN43 5WF

BJW

01273 441009
07856899101
e-mail: benw@bjwarchitectural.co.uk
website: bjwarchitectural.co.uk

Scale: 1:50 1:100

Paper size: A1

Date: 9.11.2023

Drawn: BJW

Drg. No. 02

Rev'n

Note: All dimensions to be checked on site.