


side [north]

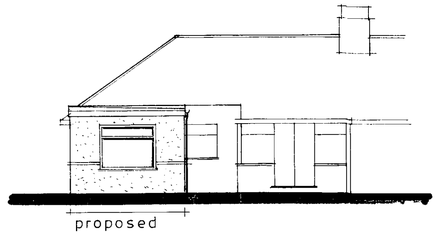


rear [west]

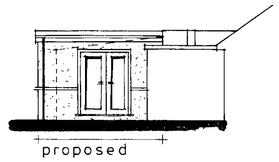


side [south]

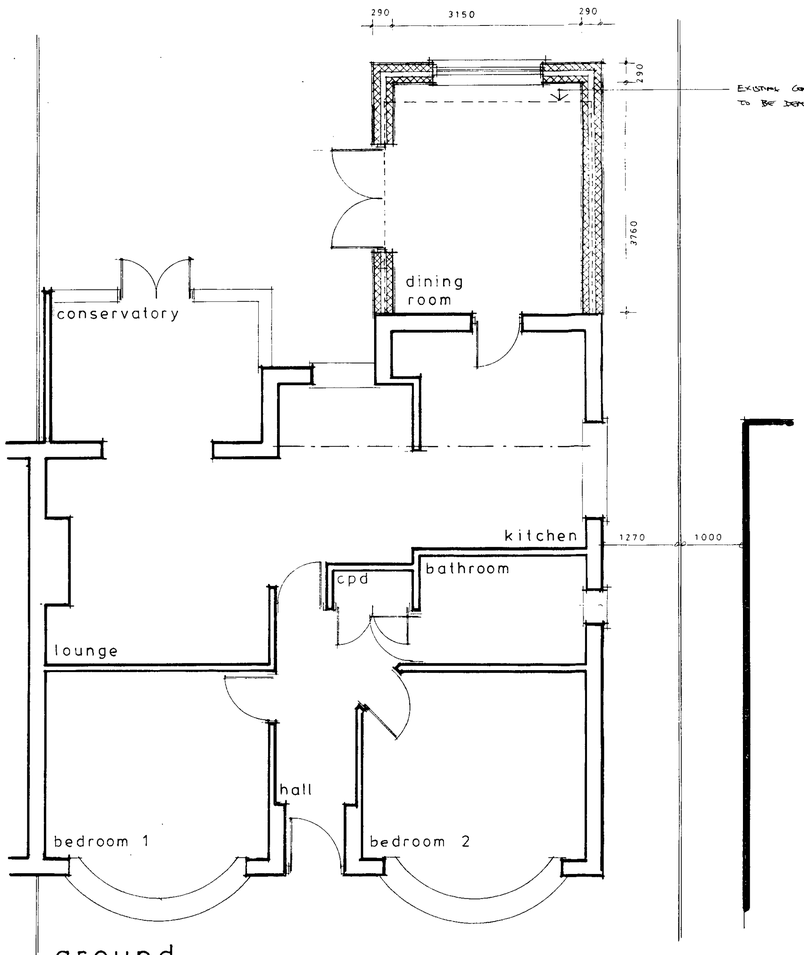


ground

NOTES:

All dimensions must be checked on site. Only written dimensions shall be taken. Scaled dimensions shall only be used for planning application purposes.

The Contractor shall take all necessary site dimensions prior to manufacturing components detailed on this drawing.

All materials and workmanship shall comply with current Building Regulations, relevant British Standards and manufacturers' recommendations.

This drawing must be read in conjunction with other associated drawings, the outline specification and the structural engineer's calculations (where appropriate).

**Schedule of exterior finishes**

- **Walls**

  Painted roughcast render to match the existing as closely as possible.

- **Flat roof**

  Grey built-up felt roofing.

- **Windows, doors and rooflights**

  All windows and doors shall be white PVCu frames. Fenestrations to be similar to existing window designs.

- **Fascia, soffit and rainwater goods**

  Fascias and soffits shall be white PVCu boarding

  Rainwater goods shall be white PVCu

| | | |
|---|---|---|
| | | |
| | | |
| | | |
| A | | |
| | Date | Revisions |

© copyright

Client

Mr and Mrs Rose

Job Title

14 Hadrian Avenue
Southwick
BN42 4LJ

Rear extension

Drawing Title

Proposed floor plans, elevations and section

Qu2412

29/3/12

Scale 1:100 1:50 @ A1

Date Feb 2012

Drawn by

Drg No. 12/01-01

Rev.

PRINT OF THE ONLY RAISE ARCHITECT CAT No 2314

594 x 841mm A1