Materials Legend

01	Brickwork (red/clay)
05	Render
20	uPVC Windows (white)
21	uPVC/PPC Aluminium Windows (dark grey)
30	uPVC/PPC Aluminium Doors (white)
31	uPVC/PPC Aluminium Doors (dark grey)
45	uPVC Rainwater Goods (white)
47	uPVC Rainwater Goods (black)
50	Roof Tiles: Plain (red/clay)
62	Proprietary Rooflight (dark grey)
63	Proprietary Sun Tunnel
76	Timber Fencing (stained finish)

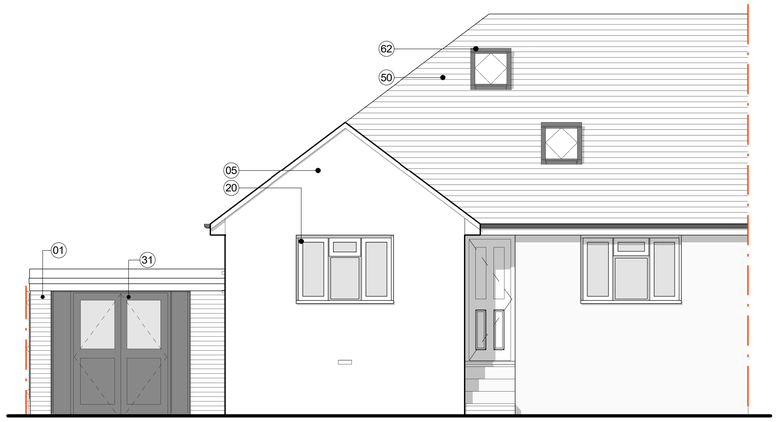

1 / 2003 PROPOSED SOUTH (FRONT)
Scale: 1 : 50

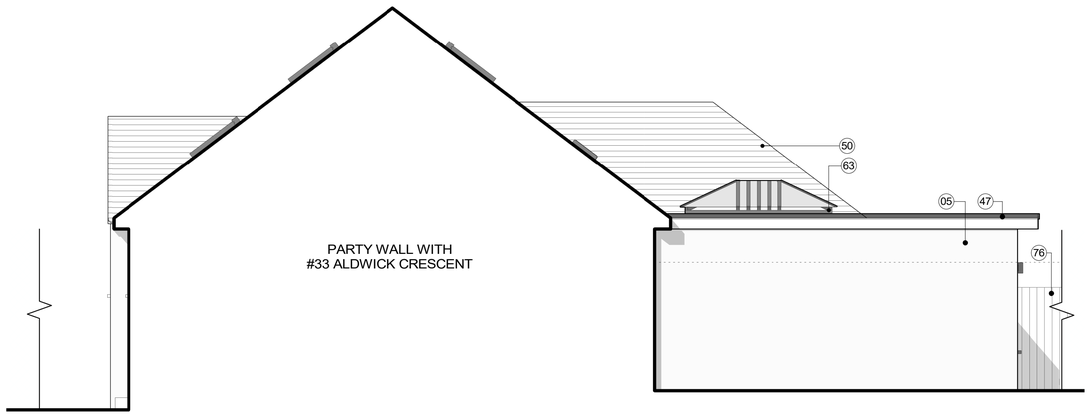

2 / 2003 PROPOSED EAST (SIDE)
Scale: 1 : 50



3 / 2003 PROPOSED NORTH (REAR)
Scale: 1 : 50

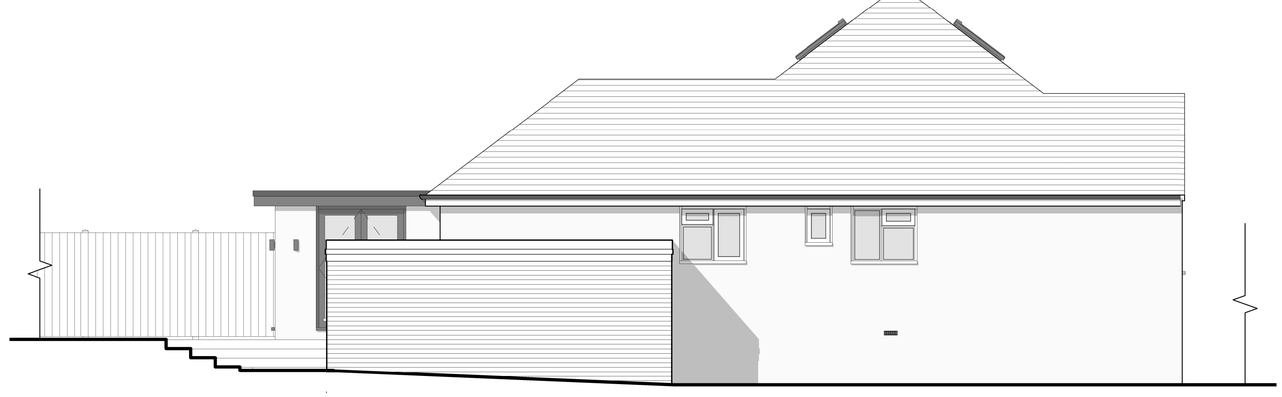

4 / 2003 PROPOSED WEST (SIDE)
Scale: 1 : 50

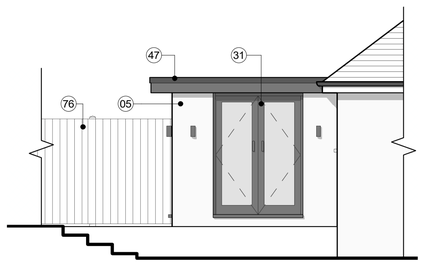

5 / 2003 PROPOSED WEST INSET
Scale: 1 : 50

Notes

- All dimensions must be checked on site and not scaled from this drawing, apart from the local authority. Site dimensions taken from licensed Ordnance Survey data.

- Any works commencing on site prior to obtaining full planning and building regulation approval including full condition discharge, is entirely at the client's / contractor's risk. The contractor is responsible for taking and checking all levels and dimensions prior to ordering materials and starting work on site. Any discrepancies are to be reported to SB Architectural Design prior to commencing any works.

- All building work is to be carried out in accordance with building regulations and to the satisfaction of the local authority and as such additional unforeseen building works may be required on site.

- These drawings do not constitute full working drawings. All drawings are copyright of SB Architectural Design and may not be copied or reproduced by any third party without prior written consent.

1:50 SCALE BAR

0m 1m 2m 3m 4m 5m

Rev	Date	Notes	Drwn	Chkd
01	Aug '24	Updated drawings	SB	SB
00	Jun '24	Planning Application	SB	SB

SBA Architectural Design

Web: www.sbarchdesign.co.uk
E-mail: sboseley@outlook.com
Tel: 07876 572106

Project
Aldwick Crescent #31

Drawing
Proposed Elevations

Job Ref:	DWG No:	Revision:
CBU	2003	01

Scale(s):	Size:	Date:	Drwn:	Chkd:
1 : 50	A1	Mar. '22	SB	SB

Status:
Planning