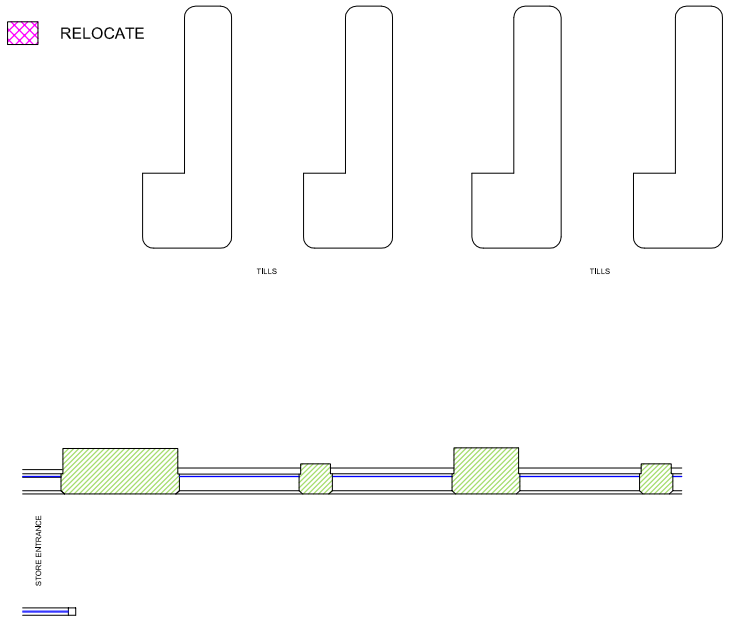

EXISTING (PART) PLAN

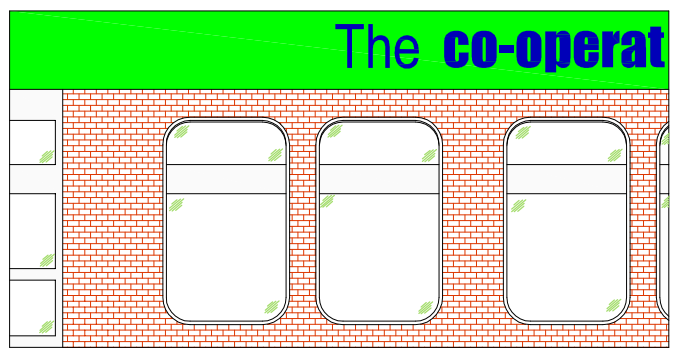

EXISTING ELEVATION

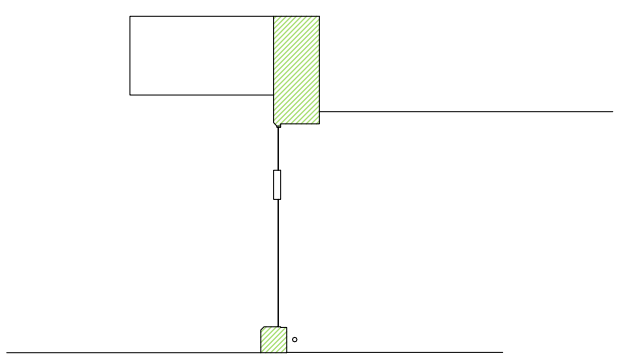

EXISTING SECTION VIEW A-A

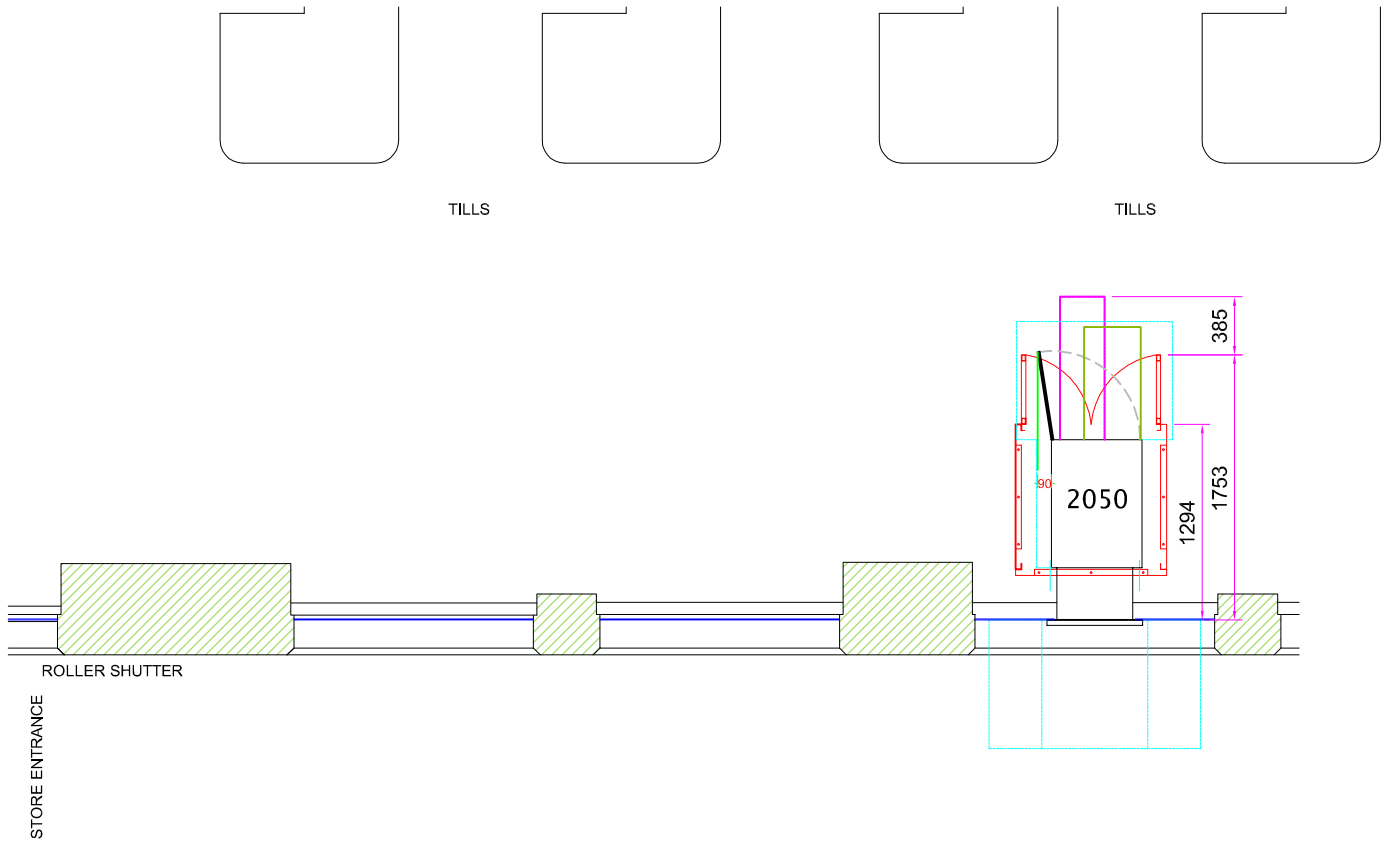

PROPOSED (PART) PLAN

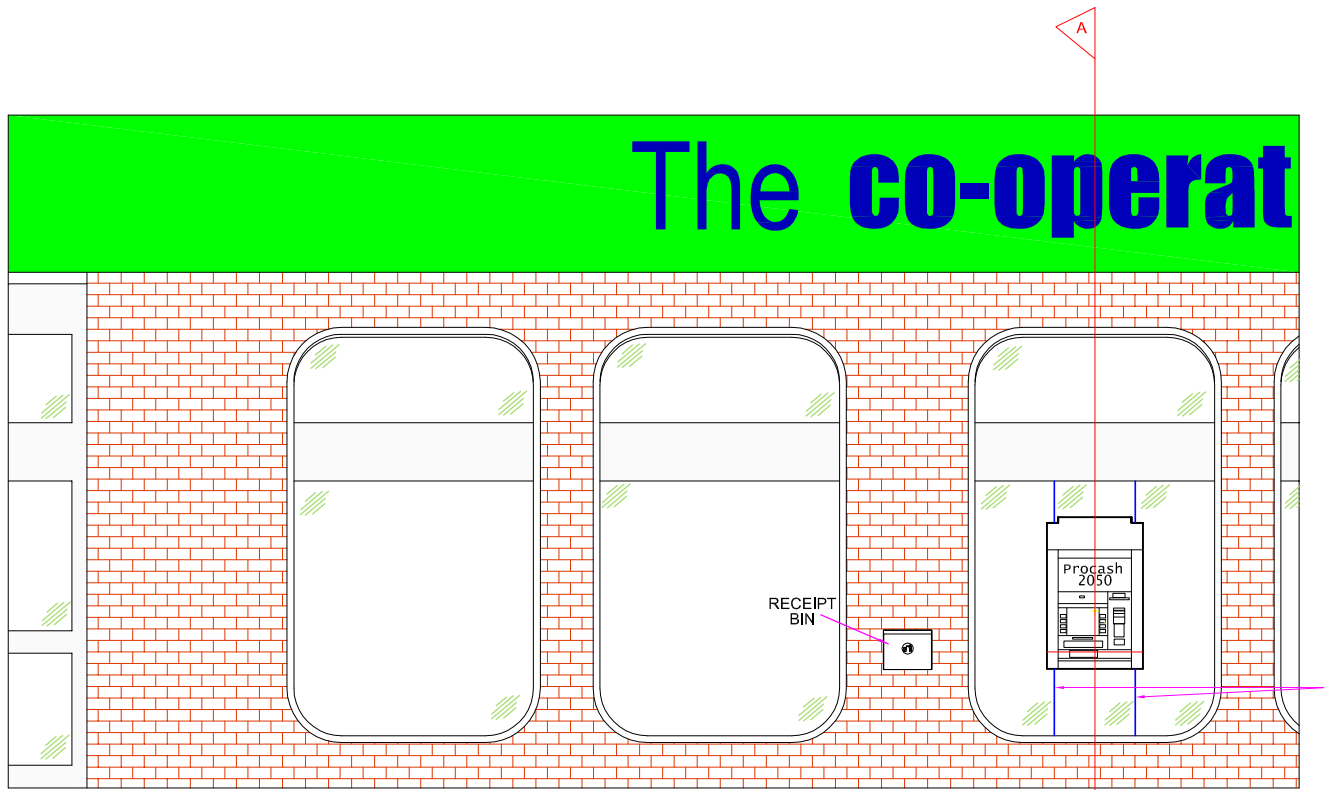

PROPOSED ELEVATION

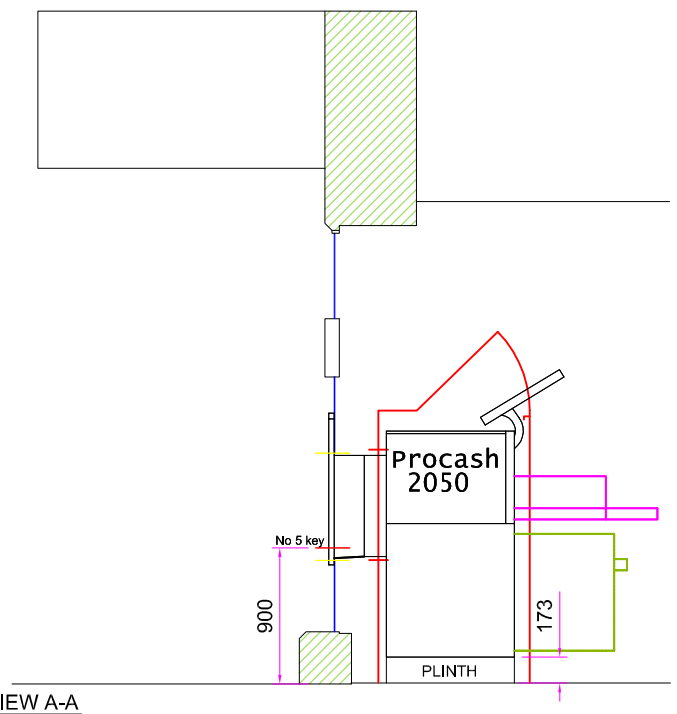

SECTION VIEW A-A

0 1 2 3 4 5 6 7 8 9 10
Scale in Metres Scale 1:100

0 1 2 3 4 5 6 7 8 9 10
Scale in Metres Scale 1:50

DO NOT SCALE EXCEPT FOR PLANNING AND BUILDING REGULATION PURPOSES

GENERAL NOTES

LIGHTING :-
ALL LIGHTING TO BE POSITIONED TO AVOID DIRECT GLARE ON THE EYES OF THE USER AND UNWANTED REFLECTIONS FROM THE SCREEN OR OPERATING FEATURES. GLARE FROM LIGHTING TO BE AVOIDED.
SIGNAGE :-
ALL SIGNAGE TO CONFORM TO BS 8300:2001 SECTIONS 9.2.2 LOCATION & DESIGN OF SIGNS & INFORMATION AND 9.2.3 VISUAL SIGNS.
ALL NEW GLAZING CONFORMS TO BS 6206.
ALL ELECTRICAL WORK CONFORMS TO BS 7671.

SITE NOTES

FLOOR CONSTRUCTION:
CERAMIC TILES ON CONCRETE

REMOVE GLAZING PANEL.

INSTALL: SILICONE JOINTED GLAZING, SECURITY ENCLOSURE, WINCOR 2050 ATM PLINTH AND RECEIPT BIN.
NO SIGNAGE

WORK TO BE CARRIED OUT BY OTHERS

REMOVE SECTION OF TROLLEY BUMP RAIL

CO-OP ELECTRICIAN TO BE ON SITE AND CONNECT ELECTRICS INTO THE SECURITY ENCLOSURE ON THE DAY OF INSTALL.

PROVIDE A DEDICATED POWER SUPPLY TO THE ATM LOCATION

SITE ADDRESS

CO-OP FOOD SHOREHAM
HAM ROAD SHOREHAM ON SEA
BN43 6PA

TITLE
PROPOSED AUTOMATED TELLER MACHINE (ATM) INSTALLATION FOR CASHZONE

DRAWN	DATE	SCALE
GMJ	27/09/15	VARIOUS @A3
REF/DRG No.	SHEET	REVISION
E017560		

REVISION	DESCRIPTION	DATE	BY
03			
02			
01			

drawing approval

NAME:-	
POSITION:-	APPROVED:-
DATE:-	SIGNED:-

CARDTRONICS UNITED KINGDOM
A division of Cardtronics Europe

new wave Installations