Form Ref. No. 229594

ADUR DISTRICT COUNCIL

APPLICATION FOR CONSENT TO DISPLAY ADVERTISEMENTS

Town and Country Planning Act 1990
Town and Country Planning (Control of Advertisements) Regulations 1992

ADUR DISTRICT COUNCIL
PLANNING DIVISION
PLAN No A/0150/07
DATE RECEIVED 20 MAR 2007

Please read the notes before you fill in this form

1 Applicant

Title	
Forenames	
Surname	PCC of St Mary de Haura, Shoreham
Address	c/o Ian Tompkin 25 Overmead Shoreham on Sea BN43 5NS
Telephone	01273 453598
Work	
Fax	
Email	

Agent (if any)

Title	Mr
Forenames	Richard
Lastname	Andrews
Address	Carden & Godfrey Architects 33 Clerkenwell Close London EC1R 0AU
Telephone	07801-611670
Work	020-7490 0300
Fax	
Email	richard@cardenandgodfrey co uk

2 Please give the address or location of the site for the advertisements.

(You must provide plans showing the exact position)

Address	The Church of St Mary de Haura Shoreham
Location	Four locations in churchyard

3 Please number your plans and write the numbers and scales against the titles here

(Please see note 7)

	Number	Scale
Location Plan	40147/7/1	1 500
Block Plan	40147/7/1	1 500
Elevation	40147/7/2	1 20 and 1 100
Detailed Plans		

Please enclose four copies of this form and four sets of plans

4 Does the applicant own or lease the land?

Yes

If "No" does the applicant have the owner's permission to display the advertisements, or the permission of another person who can allow the applicant to use the land to display the advertisement?

5 Are the advertisements already being displayed? No

If "Yes", please give the date they were first displayed (Please see note 9)

6 Are there any advertisements that will be removed? Yes

If "Yes", please show their position on the block plan

7 Please give details of advertisements
(Please see note 3)

	Number	Height	Width	Depth
Hoarding	-			
Fascia	-			
Box Sign	-			
Flag	-			
Pole	-			

Other (please give details)

Type of Sign	Number	Height	Width	Depth
notice boards	4	various -less than 2m	various - max 2411mm	approx 75mm

For **Fascia** signs only, what is the height of the top of the sign above the ground? (metres)

How far do the advertisements project from the face of the building? (metres)

Please give details of the materials and colour to be used for:

The Framework

Materials	recycled polystyrene waste
Colour	brown (sample enclosed)

The Face of the Board and Any Letters

Materials	pinboard under glass
Colour	pinboard grey

The Bracket

Materials	posts recycled polystyrene waste
Colour	brown

Lighting and Display

Will the advertisements have any lighting? No

If "Yes", will the lighting be

What type of lighting will it be?

If advert is internally illuminated, how bright will it be?

Please tell us the period for which you would like to display the advertisements

From July 2007 To indefinitely

8. Please state the fee enclosed (please see note 8) £ 75 00

Signature:  **Date:** 19·3·07

Please print your name: R D ANDREWS

Control of Advertisements - Notes

It is an offence to put up many types of advertisements without consent.
We usually take legal action against people who do this.
Please do not put up your advertisements until you have consent.

1 Under the Town and Country Planning (Control of Advertisement) Regulations 1992 (as amended) you need express consent to display many types of advertisements Please refer to the current regulations for details or ask a planning officer

2 Planning officers can normally give you help and advice if you show them what you want to do before you hand in your application *Please follow the advice* below before you make your application If what you want to do does not meet the standards set out in the guide, please write to us for advice

3 Definition of types of advertisements
Hoarding Usually a large sign containing poster panels which can be placed at the entrance to or sides of building sites or at important sites on the roadside
Fascia sign A sign attached to a building, for example, above a shopfront
Box sign A type of sign which projects from the surface it is mounted on, for example, at the front of a building
Flag Usually a sign in fabric or plastic in the shape of a flag attached to a single flagpole
Pole sign A sign attached to a pole or curved to form a pole, for example, on the forecourt of a garage

4 Consent is normally given for five years but advertisements are allowed to remain beyond the five year period (subject to the power of the Council to require them to be removed if necessary)

5 You must have consent from the owner of the land or anyone else with the right to give consent before you put up the advertisements. It is your responsibility to get this consent

6 It is your responsibility to get any other necessary permission (for example, planning permission or listed building consent) For more advice, please contact us

7 You must send us four copies of each of the following plans
One copy of the plans must be coloured to show the work you are applying for
A location plan which will allow us to identify the exact location of the land It should be at a scale of 1 1250 and the site should be outlined in red
A block plan at a scale of at least 1 500 showing the boundaries of the site (highlighted in red) and the exact position of the advertisements
Detailed plans of the advertisements at a scale of at least 1 10 showing the layout, wording and colour of the advertisements and the size of the lettering This plan should also show how you will fix or support the advertisements
If the sign is to be displayed on a building, your application should include an elevation of the relevant face of the building at a scale of 1 100 or 1 50 The elevation should show the exact position of the advertisements on the building. If you have photos of the building, you can use them instead of elevation plans as long as you draw in the sign clearly on the photo.
If the sign is to be illuminated, details of the means of illumination are required, including the luminance in candelas, and the positioning and appearance of any external light fittings

8 A list of planning fees is available For more details about fees, please contact the Planning Section on (01273) 263222

Please send your application to:
Chief Officer
Planning and Policy Division
Civic Centre
Ham Road
Shoreham by Sea
West Sussex
BN43 6PR

Phone: 01273 263222
Fax: 01273 263203
E-mail:
developmentcontrol@adur.gov.uk

Before sending your application please make sure you have:

answered all the questions,

signed and dated the application form,

enclosed four sets of plans or photographs One copy of the plans must be coloured to show the work you are applying for (please see note 7),
enclosed the application fee (please see note 8)

Please make cheque payable to Adur District Council

Remember that an agent can sign the form for you.

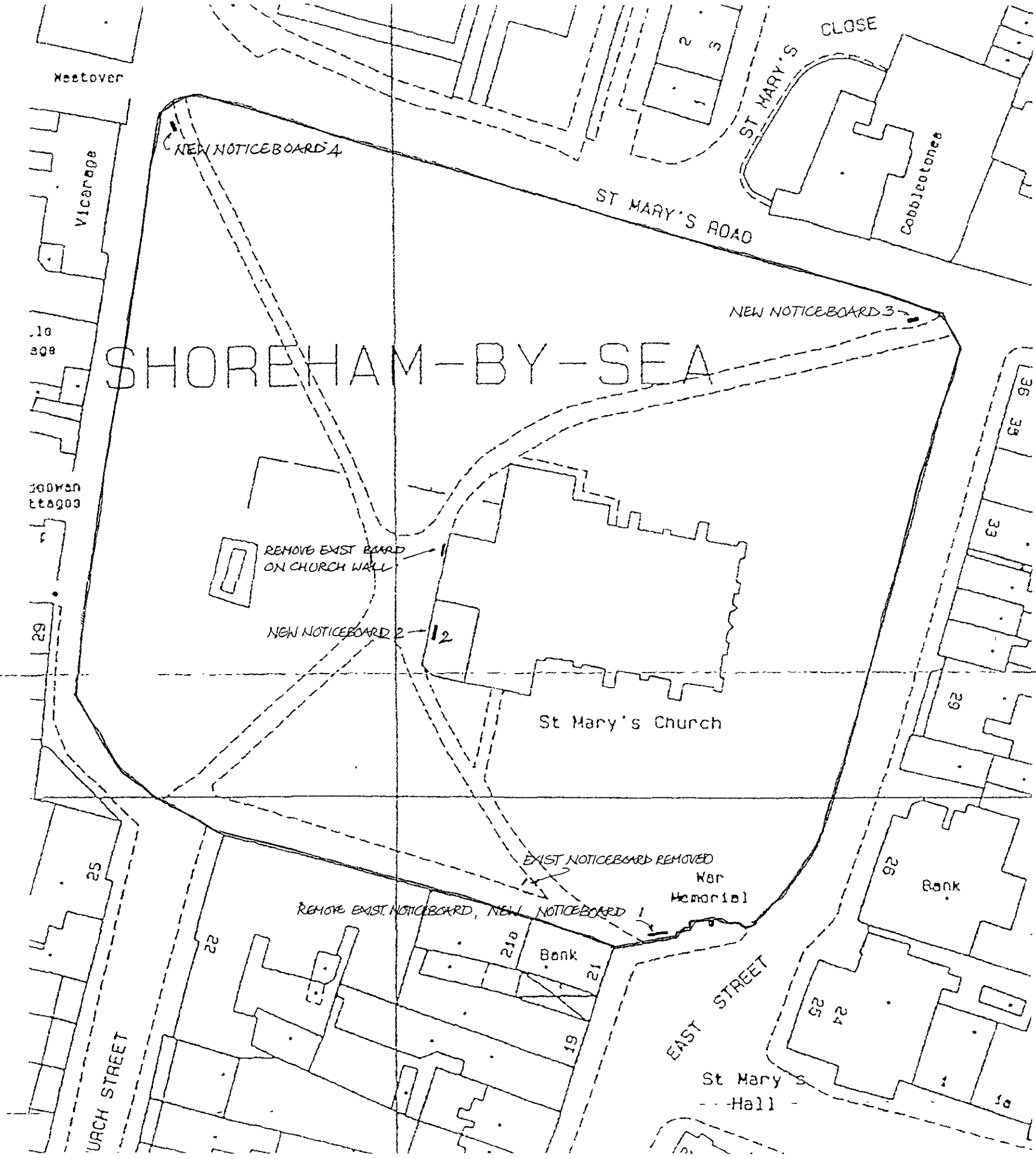

ADUR DISTRICT COUNCIL
PLANNING DIVISION
PLAN NO A/xx/xx/xx
DATE RECEIVED 20 MAR 2007

ST MARY DE HAURA, NEW SHOREHAM
NEW NOTICEBOARDS - LOCATION PLAN
1:500 1:2007 40147/7/1

CARDEN & GODFREY
Architects

Carden & Godfrey Limited
33 Clerkenwell Close
London EC1R 0AU
Telephone 020 7490 0300
Facsimile 020 7490 0001

Hobs Reprographics London 263

© Carden & Godfrey Ltd own the copyright of this drawing and design which must not be

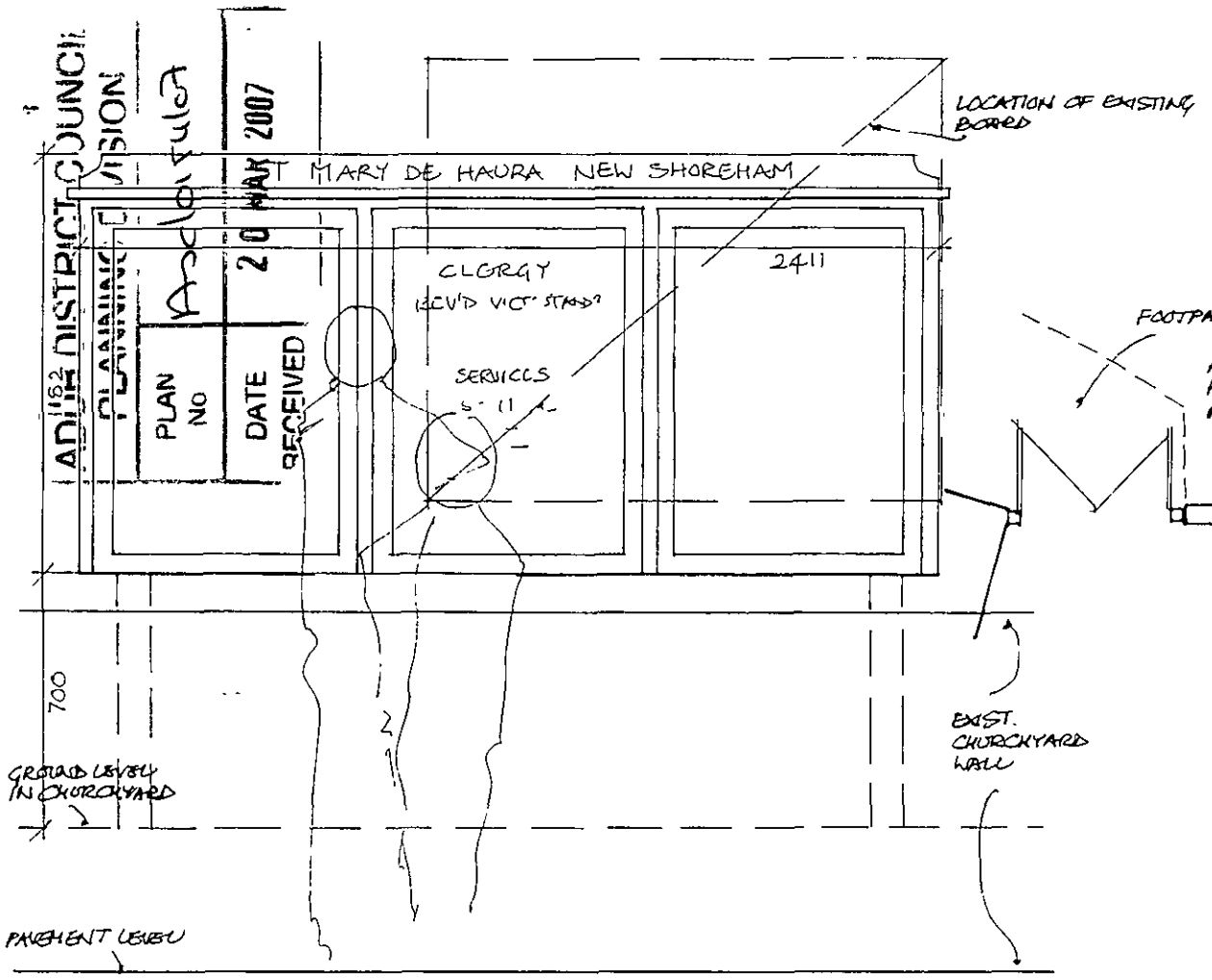

ELEVATION OF BOARD 1:20

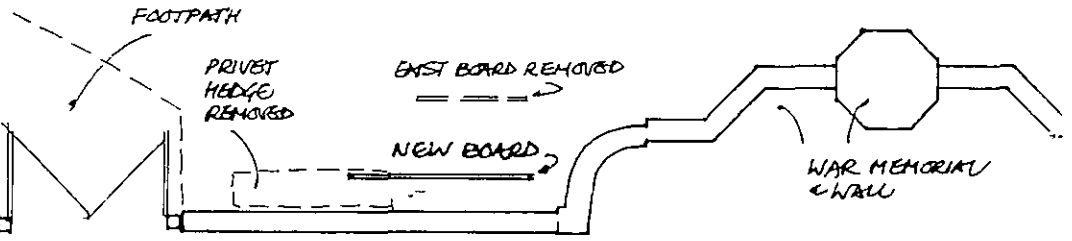

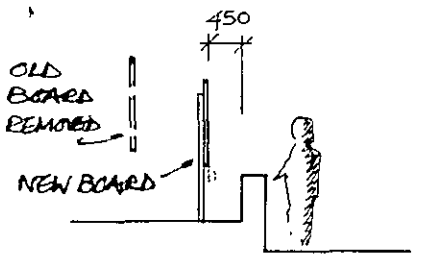

LOCATION PLAN & SECTION 1:100

BOARD 1

LOCATION PLAN & ELEVATION 1:100



ELEVATION OF BOARD 1:20

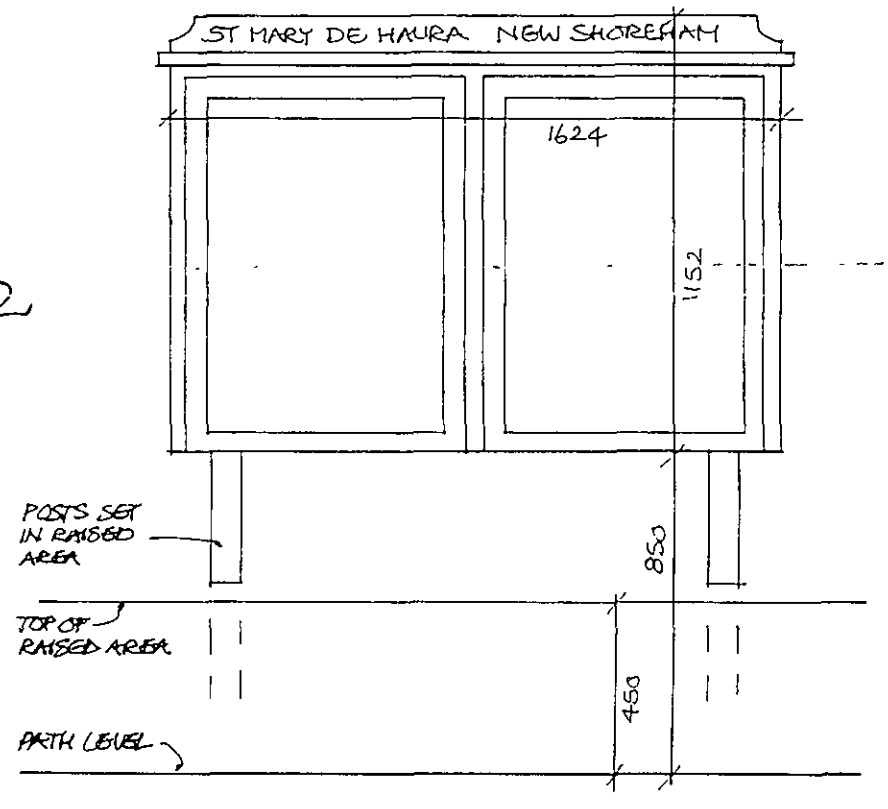

BOARD 2

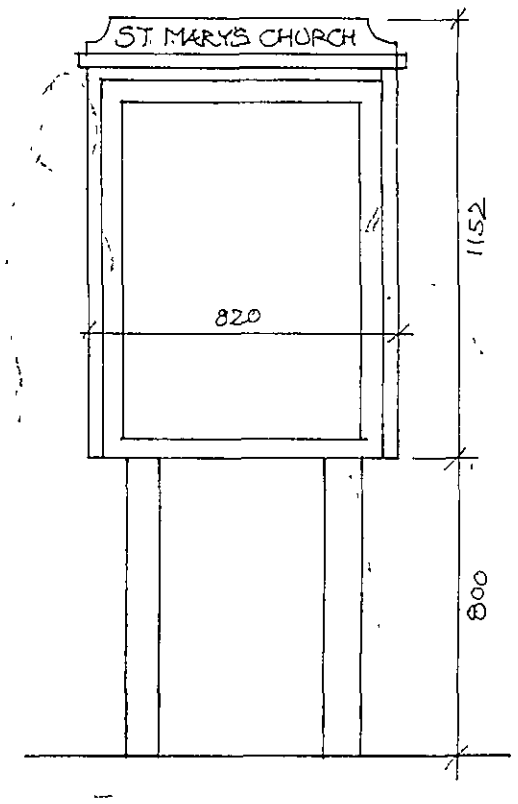

BOARDS 3 & 4

CARDEN & GODFREY
Architects
Carden & Godfrey Limited
33 Clerkenwell Close
London EC1R 0AU
Telephone 020 7490 0300
Facsimile 020 7490 0001

ST MARY DE HAURA, NEW SHOREHAM
PROPOSED NEW NOTICEBOARDS
1:20, 1:100 1:2007 4014-7/7/2

Hobs Reprographics London 263

ST MARY *DE HAURA*, NEW SHOREHAM, SUSSEX
NEW NOTICEBOARD LOCATIONS ETC



Noticeboard removed; no replacement



Noticeboard replaced with new wider board, **noticeboard 1,** located slightly to left of existing and slightly lower; privet hedge removed.



Existing noticeboard removed

PLANNING DIVISION
PLAN
20 MAR 2007



New **noticeboard 2** located centrally between two tombs, in front of raised area



ADUR DISTRICT COUNCIL
PLANNING DIVISION
PLAN No. Ancloisulo7
DATE RECEIVED 20 MAR 2007

New **noticeboard 3** located at end of open gate, parallel with path



Close up of location for **noticeboard 3**



Location of **noticeboard 4**, replacing existing small boards

DISTRICT COUNCIL
PLANNING DIVISION
PLAN NO
DATE RECEIVED 20 MAR 2007



Close up of location of **noticeboard 4**

Maintenance-free Noticeboards

In Man-made Timber

DUE DISTRICT COUNCIL
PLANNING DIVISION
PLAN No. Ab/a 5/07
DATE RECEIVED 20 MAR 2007

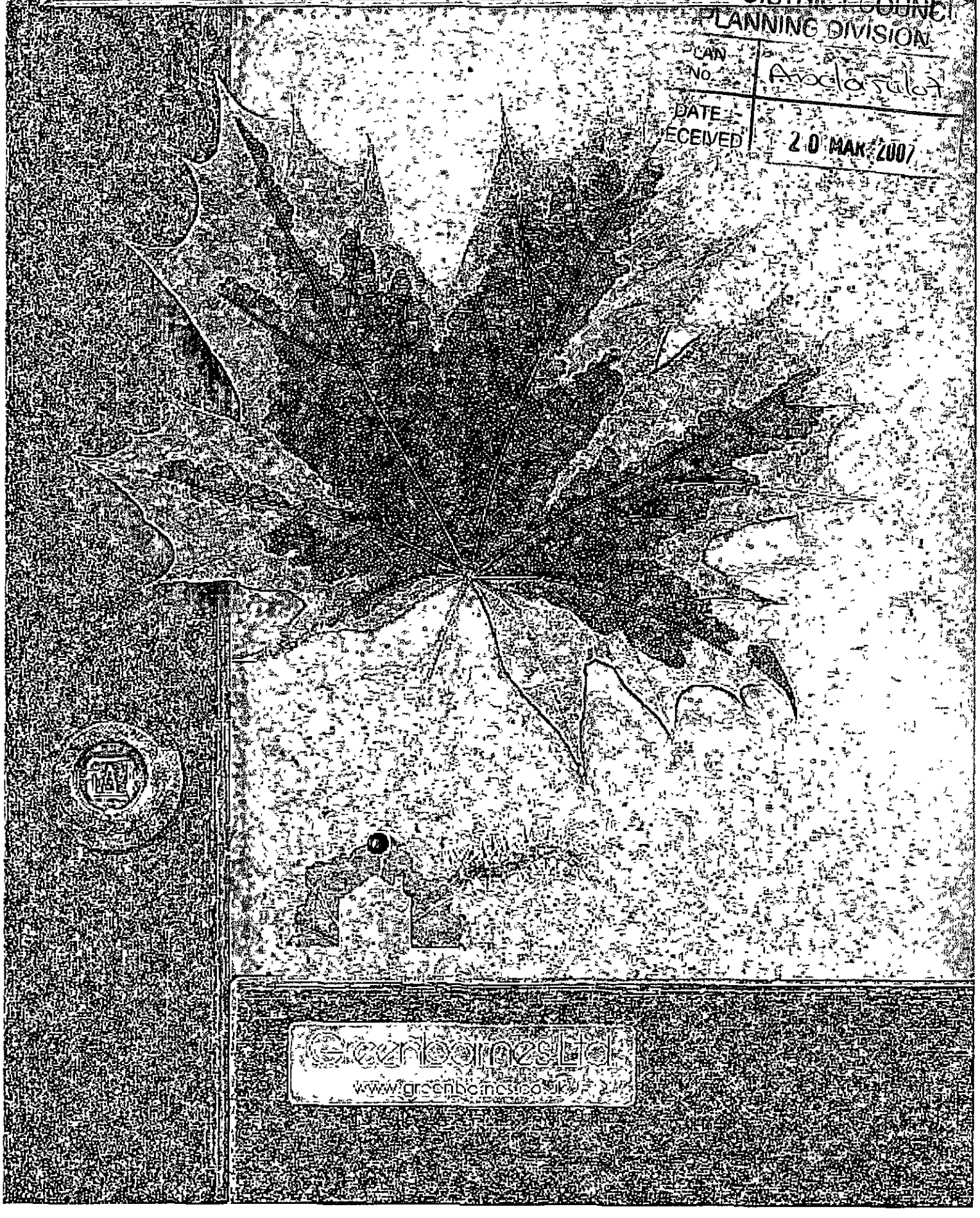

Greenbarnes Ltd
www.greenbarnes.co.uk

Man-made Timber

Combining the looks of timber with the durability of a man-made material

Designed with an Eye to Detail

It's not just the material that marks these boards out as being different The same attention to detail that characterises all Greenbarnes noticeboards is evident throughout The following features are common to all boards in our MmT Range

- **Vandal resistant polycarbonate glazing**
- **Integral weatherstrip and ventilation**
- **All pinboards are self-healing**
- **Simple, problem-free locking**
- **Flexible access arrangements**



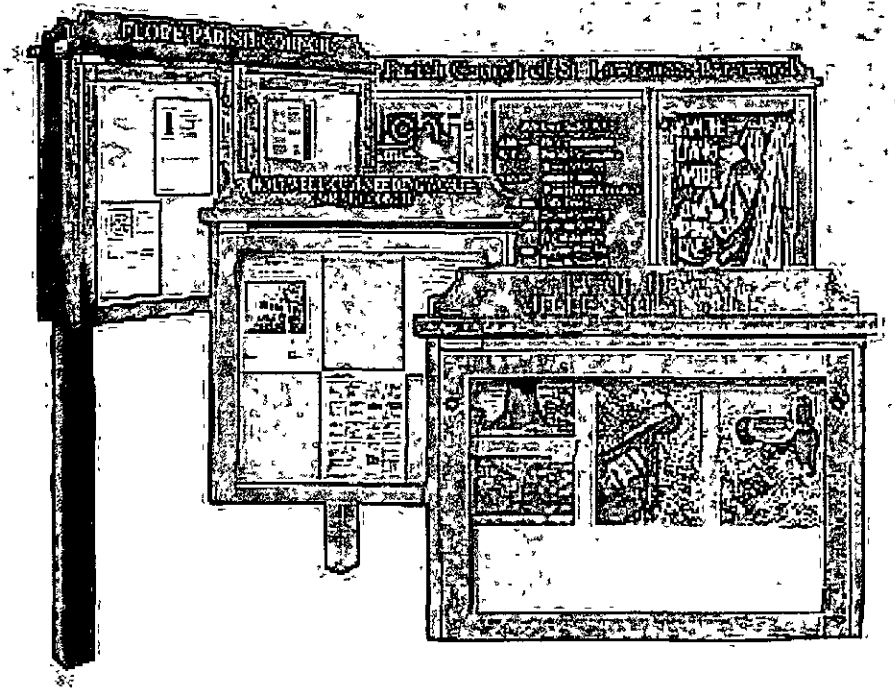

Above: *Man-made Timber - Equally at home in urban and rural environments 3-Bay board with 2 glazed bays (ref PTN2G), sign-written panel (PSPN), and header (PHTN)with engraved and filled lettering*

Far Left. *A pair of two-bay glazed boards (ref PDN),with headers (PHDN) sign-written in gold Mounted back to back on posts, these boards form a double-sided free-standing configuration*

Back Right *3-Bay board with 2 glazed bays (ref PTN2G), sign-written panel (PSPN), and header (PHTN), with engraved and filled lettering*

Centre *Single-bay glazed board (ref P6A4) with header (PHA4) sign-written in white*

Front: *Single-bay glazed landscape board (ref PLN) with header (PHLN) and plain engraved lettering*

Q. What is it?

A. The profiles used in our noticeboard frames, doors and headers are made from recycled non-biodegradable polystyrene waste and virgin polystyrene These profiles have a texture and "grain" similar to natural timber For posts, a 100% recycled thermoplastic material is selected to ensure greater flexibility and impact resistance

Q. Why use it?

A. Man-made timber is unique, possessing many of the desirable qualities of natural wood whilst embodying a *complete solution to all the perennial* chores usually associated with the maintenance of exterior joinery

MAN-MADE TIMBER Your Questions Answered

Q What are the advantages?

A It offers a cost-effective and long-lasting *solution to the problems associated with exterior joinery*

- It will not rot, warp, split or fade
- It does not splinter
- It requires no regular maintenance
- It has a texture and grain similar to that of natural timber
- It has a through colour, small areas of damage can be easily remedied and are inconspicuous even before repair
- It is environmentally friendly, using recycled materials and can be recycled itself

Q. Does it actually look like timber?

A: Judge for yourself The cover of this brochure shows a photograph of the actual profiles used, reproduced at life size If you need convincing further, we will be delighted to send you a sample

Q. What is its lifespan?

A. We manufactured our first Man-made Timber board in 1994 As part of our ongoing quality monitoring procedures, from time to time we visit sites across the U K to inspect examples of boards we have supplied previously To date, we can report that the early examples that we have seen, are still looking as good as the day they left the factory

A Choice of Range

Glazed and unglazed boards in lc

How to specify the boards that you require

With a choice of three ranges and numerous options, you are almost certain to find the board to match your requirements

But where do you start?

The following pages guide you step by step through the process of identifying the board you require and specifying options to suit your needs Start by choosing the range, Modular, Metric or Landscape All ranges share common features but differ in size and format

Modular Range

Our modular range, available in one, two or three bay versions as standard are based upon a bay size of 848mm x 610mm (approximately 3' x 2'), a size common to a large number of applications Capacity of each bay is equivalent to 4 full sheets of A4 plus a little space for smaller notices

Metric Range

Metric boards are designed specifically around the dimensions of A4 sheets and are therefore ideal for situations where the majority of the content is in this format Each bay can accomodate either 6 or 9 A4 sheets, and again one, two or three bay versions are available

Landscape Range

Landscape boards have been developed for occassions where site or other considerations require a board with this orientation. Three bay sizes are available with capacities ranging from 3 to 10 A4 sheets Landscape boards are available in one and two bay versions



Back *A two-bay 9A4 Metric Range board (ref PD9A4) with plain engraved header (PHDA4) and "T" handles to right-hand bay*

Centre Left: *A 2-Bay Modular Range board with both glazed bays (ref PDN), and header (PHDN) with engraved and filled lettering*

Centre Right: *3-bay 6A4 Metric Range board (ref PT6A4) with header (PHTA4), sign-written in gold*

Front: *Interpretation panel using unglazed Landscape Range board (ref PL10A4U) with a g r p encapsulated information panel, mounted on lectern stand*



Get noticed! Add some colour

A popular option on boards, particularly those with a sign-written panels is to add a colour co-ordinated header panel

Standard colours are illustrated to the right but it may be possible to supply other colours on request

Please note

Unlike other elements of MmT boards coloured headers have a painted finish and may therefore require periodic maintenance

Colours are reproduced as accurately as possible within the limitations of the print process but may be subject to variation



s and Dimensions

andscape and portrait formats

Please note: Imperial dimensions are rounded up or down to the nearest inch. Where sizes are critical, we advise that you check measurements carefully. If in doubt please contact us for clarification.

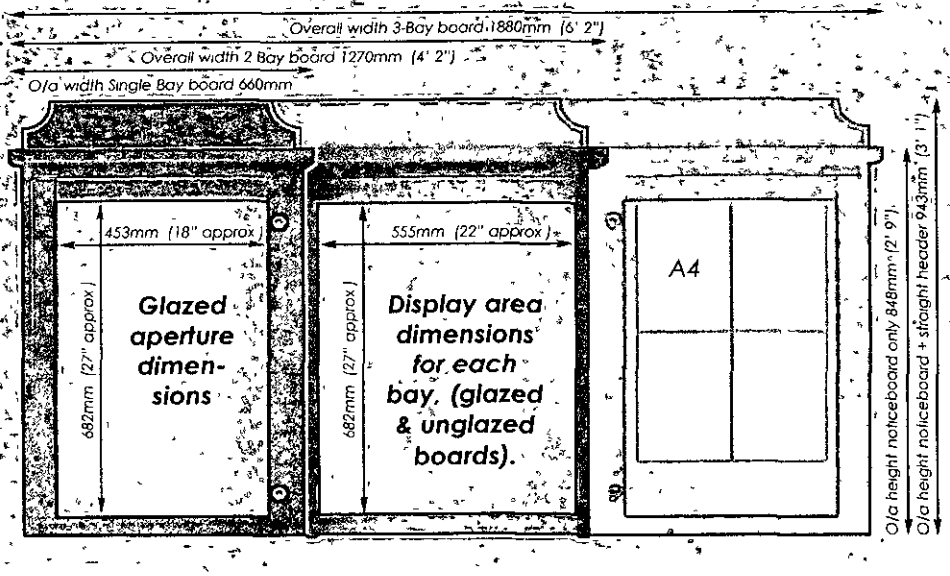

Modular

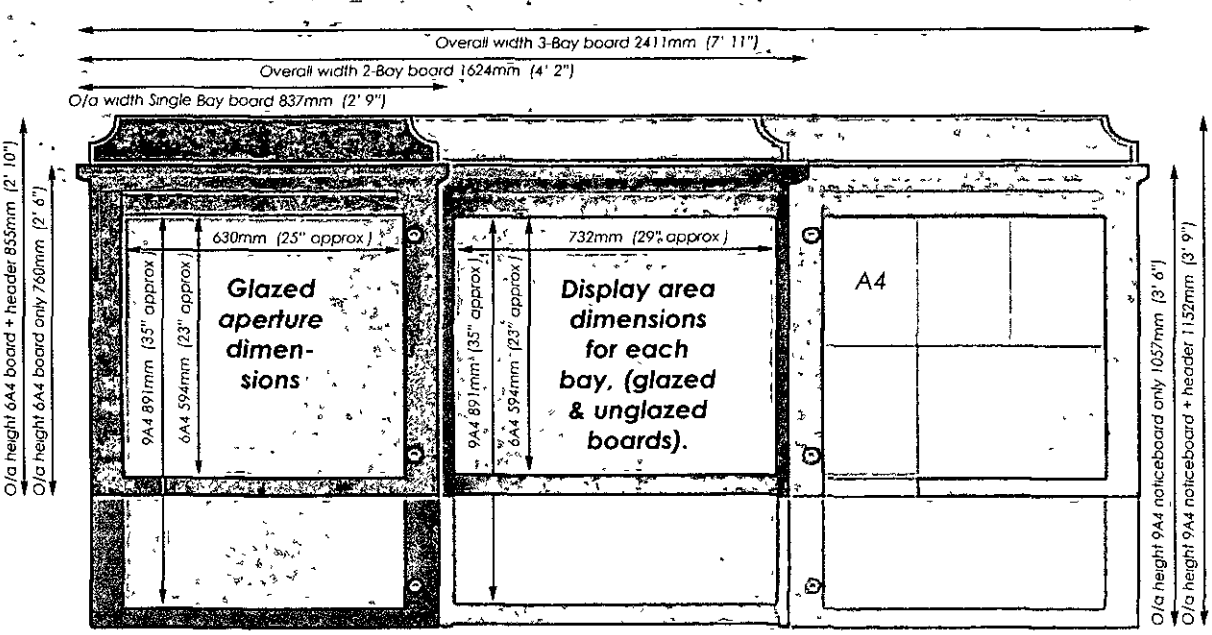

Metric

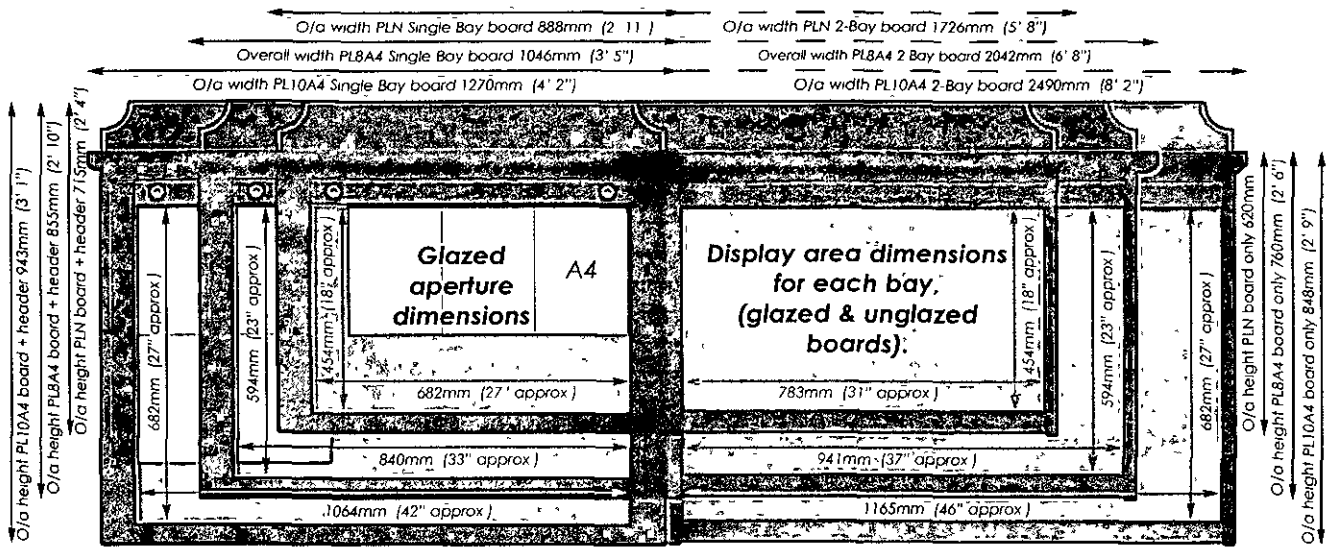

Landscape

Countless Possibilities

Specifying the boards to match your requirements

Using the basic elements of glazed and unglazed bays, posts and headers combined with the comprehensive range of options and accessories illustrated here, customers are able to build a wide range of boards to match their own specific requirements.

Start by deciding the number of bays required and whether these are to be glazed, unglazed, or a combination.

For step by step guidance in specifying the boards you require in detail, please refer to our Man-made Timber price list.

STANDARD DISPLAY



Self-healing pinboard
is supplied as the standard display infill

DISPLAY OPTIONS



Sign-written Panel



White Board



Magnetic Board
in crinkle black polyester powder coated finish



Ribbed Letterboard
(available in colours shown) with moulded letters



STANDARD ACCESS



Easy-grip key
2 keys are supplied as standard with each glazed board



Square lock insert

ACCESS OPTIONS



Triangular lock insert
Alternative lock inserts allow flexible access

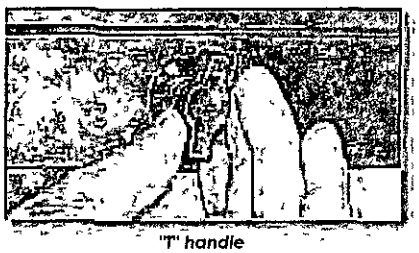

'T' handle
Ideal for use when access by non-keyholders is required

LETTERING OPTIONS



Signwritten Header
in computer-cut vinyl
White and gold available as standard



Plain Engraved Header



Engraved & Filled Header
White and gold available as standard



Brass Dedication Plate
Supplied with up to a maximum of 50 characters

MAGNETS



Extra Magnets
For use with Magnetic Boards

LETTER SETS



Moulded Letters
For use with Ribbed Letterboards

LIGHTING



LED Lighting
Discrete modern LED fittings are available to provide internal illumination for any of the glazed boards in our Landscape, Modular and Metric ranges

Specifications & Guarantee

Features, benefits and guarantee

Features Common to all MmT Noticeboards

Vandal-Resistant Glazing.

All glazed boards employ vandal-resistant, 4mm thick, clear polycarbonate sheet. In order to maintain optical clarity, the grade of material used is treated on both faces to ensure resistance to ultra-violet rays.

Self-Healing Pinboard

The standard pinboards on both glazed and unglazed boards are of a self-healing rubber material. Unlike conventional pinboards, which retain pinholes, this material "heals" when pins are removed, ensuring that the board will not degrade as a result of continual use.

Integral Weatherstrip and Ventilation:

The doors of glazed boards are provided with an integral weatherstrip to the tops and sides. Secret vents are incorporated at the top and bottom of doors to provide a constant airflow, to minimise the formation of condensation under all but the most severe of conditions.

Maintenance-free Construction.

The profiles used in frame construction will not rot, warp, split or fade and unlike conventional timber, will not require periodic refinishing.

Problem-free Locking

All glazed boards have integral locks designed with a minimum of moving parts. This eliminates the problems of mis-alignment, corrosion and vandalism frequently associated with traditional box locks and padlocks. All locks are keyed alike, (unless otherwise specified), alleviating the need to carry multiple keys and our large, easy-grip keys ensure trouble-free access for all keyholders.

Flexible Access Arrangements:

For boards with multiple users, flexible access arrangements are easily provided. For example, where two or more organisatons share a multi-bay board, access to each bay can be restricted by the use of different lock inserts and keys for each door. In addition, where public access is required to all or part of a glazed board, this can be achieved by specifying "T" handles. These handles are fitted to the standard locking mechanism giving permanent access to non-keyholders.

Looking for Something Different?

If you can't see exactly what you need, don't worry. We can manufacture "custom-built" boards to meet most requirements.

Whether it be a case of simply changing the dimensions of a standard design to fit a particular site, or construction of a complete "one-off", you will find our service both friendly and efficient.

What is more, because we use tried and tested details wherever possible, you can rest assured that the resulting board will benefit from many of the advantages associated with our standard range.



Right: *A 3-bay board incorporating a number of features requested by the client, including internal headers, detachable panel (inset) for information requiring periodic change, and use of the clients own logo transfer*

Why not contact us with details of you requirements to receive free advice and a no-obligation quotation?

The Greenbarnes 5 year Guarantee

So confident are we of the quality of workmanship and materials used in our MmT noticeboards, that each board is backed by a 5 year guarantee

We guarantee to the original purchaser, that our MmT boards are free from defects in material and workmanship. "Defect" is defined as any imperfections which impair the use of the board

The guarantee is expressly limited to the replacement of parts and components for five years from the date of despatch and does not cover the following

1) Defects caused by improper assembly or dissassembly
2) Defects occuring after purchase due to product modification, intentional damage, accident, misuse, abuse or negligence
3) Cosmetic damage
4) Labour and assembly costs

Important Information

Colour Consistency of MmT

Just like its natural equivalent, "Man-made" timber is subject to slight variations in grain detail and colour from one batch to the next. Similarly, appearance may vary with grain direction and lighting conditions.

The high levels of consistency that we achieve mean that any such variations are no greater than would be expected with natural timber. However, if this issue is of concern, we are always happy to provide samples of the material on request

Product Development

Greenbarnes Ltd follows a policy of continual product development and improvement. Whilst every care has been taken in the preparation of the information contained in this brochure, we reserve the right to alter specifications at any time without notice

Further information, advice and assistance are available from

Greenbarnes Ltd.
Unit 7, Barrington Court, Ward Road,
Brackley, Northamptonshire, NN13 7LE
T. 01280 701093 F. 01280 702843
E. sales@greenbarnes.co.uk W www.greenbarnes.co.uk