Project Management Initials: Designer: _____ Checked: _____ Approved: _____ ISO A1 594mm x 841mm
Last saved by: SIMON.ASTER(2025-01-23) Last Plotted: 2025-01-23
Filename: K:\05 PROJECTS\WORTHING BOROUGH COUNCIL\WORTHING MULTISITE_PSDS PROJECT_60731756_2024\900 CAD\01 WIP\PLANNING\CTS 008\60731756-ACM-CTS-ZZ-DR-BR-340401_PL4.DWG
WIP\PLANNING\CTS 008\60731756-ACM-CTS-ZZ-DR-BR-340401_PL4K:\05 PROJECTS\WORTHING BOROUGH COUNCIL\WORTHING MULTISITE_PSDS PROJECT_60731756_2024\900 CAD\01 WIP\PLANNING\CTS 008\60731756-ACM-CTS-ZZ-DR-BR-340401_PL4.DWG
Printed on ___% Post-Consumer Recycled Content Paper

EXISTING

W11

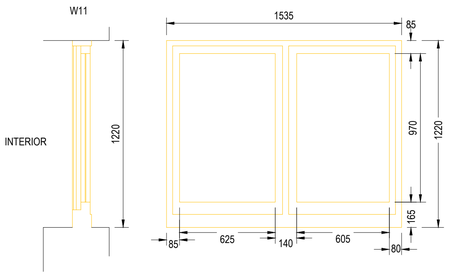


W11(T1)




PROPOSED

W11(T1)

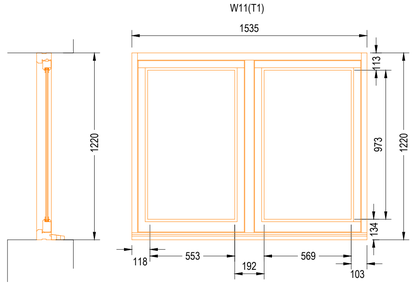


EXISTING

W12, 13, 14, 15, 16

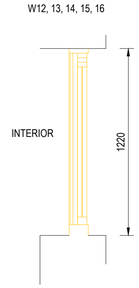


W12, W13(T2)

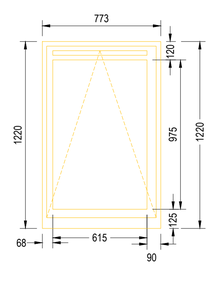


PROPOSED

W12, W13(T2)

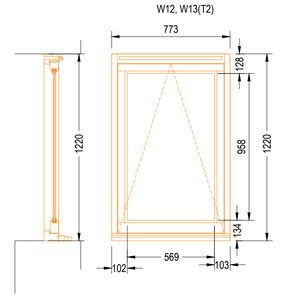


EXISTING

W14(T2t)

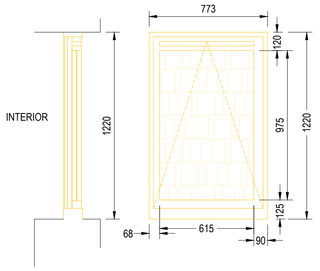


PROPOSED

W14(T2t)

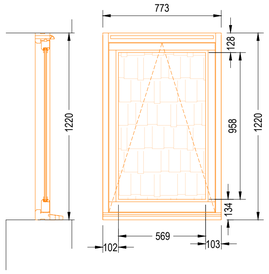


EXISTING

W15, W16(T3)

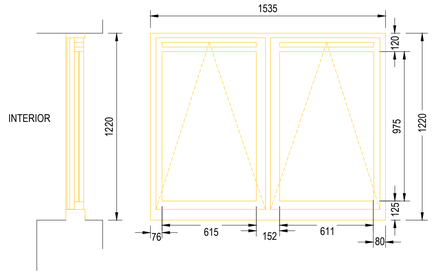


PROPOSED

W15, W16(T3)

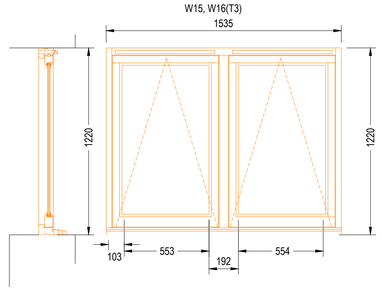


EXISTING

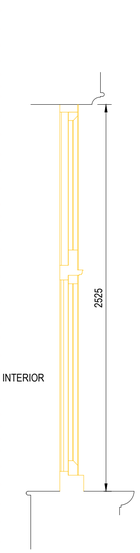





PROPOSED

W17(T4)

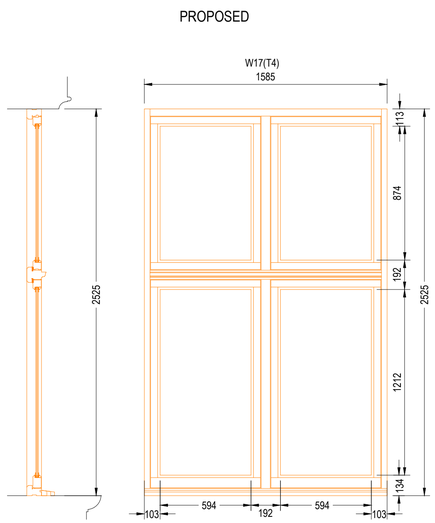


EXISTING

W18(T5h)

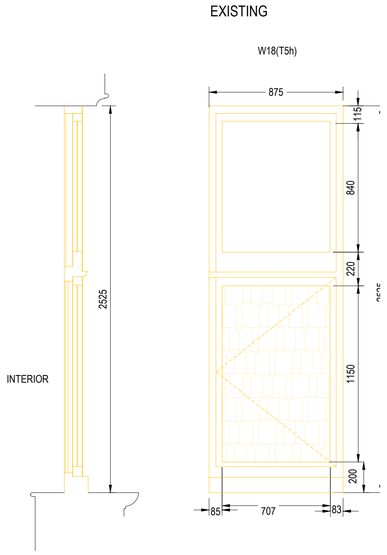


PROPOSED

W18(HANDED) T5

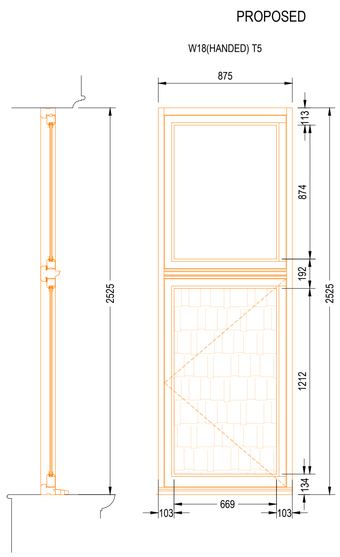


PL2

This drawing has been prepared for the use of AECOM's client. It may not be used, modified, reproduced or relied upon by third parties, except as agreed by AECOM or as required by law. AECOM accepts no responsibility, and denies any liability whatsoever, to any party that uses or relies on this drawing without AECOM's express written consent. Do not scale this document. All measurements must be obtained from the stated dimensions.

AECOM

**PROJECT**

PSDS

**STAGE**

PLANNING

**CLIENT**

WORTHING BOROUGH COUNCIL

**CONSULTANT**

AECOM
ALDGATE TOWER,
2 LEMAN STREET,
LONDON E1 8FA
www.aecom.com

**SAFETY, HEALTH AND ENVIRONMENTAL INFORMATION BOX**

THIS DRAWING IS TO BE USED ONLY FOR THE PURPOSE OF ISSUE AND IS SUBJECT TO AMENDMENT

IT IS ASSUMED THAT ALL WORKS INDICATED ON THIS DRAWING WILL BE CARRIED OUT BY A COMPETENT CONTRACTOR WORKING TO AN APPROPRIATE METHOD STATEMENT.

**NOTES**

1. THIS DRAWING IS TO BE READ IN CONJUNCTION WITH ALL OTHER RELEVANT DOCUMENTATION.
2. DO NOT SCALE FROM THIS DRAWING, USE ONLY PRINTED DIMENSIONS.
3. ALL DIMENSIONS IN MILLIMETRES, ALL CHAINAGES, LEVELS AND COORDINATES ARE IN METRES UNLESS DEFINED OTHERWISE.
4. THIS DRAWING IS TO BE READ IN CONJUNCTION WITH THE PROJECT PRE-CONSTRUCTION INFORMATION AND THE BUILDING HEALTH AND SAFETY FILE FOR ANY IDENTIFIED POTENTIAL RISKS.
5. THIS DRAWING MUST BE PRINTED IN COLOUR.

| DESCRIPTION | Designed / Drawn | Checked / Approved | Date | Suffix |
|---|---|---|---|---|
| PLANNING AMMENDMENT | GF / SA | ES / ES | 23/01/25 | PL2 |
| PLANNING | GF / SA | ES / ES | 24/10/24 | PL1 |

**ISSUE / VERSION**

**SCALE** 1:20@A1

**PROJECT NUMBER**

60731756

**SHEET TITLE**

CONNAUGHT THEATRE & STUDIO
EXISTING AND PROPOSED
WINDOW DETAILS 4 OF 8

**SHEET NUMBER** 60731756-ACM-CTS-ZZ-DR-BR-340410 **VERSION** PL2