DO NOT SCALE FROM THIS DRAWING

(EXCEPT FOR PLANNING PURPOSES.)

DRAWING TO BE READ IN CONJUNCTION WITH ALL OTHER ARCHITECT'S AND ENGINEER'S CONTRACT DRAWING & SPECIFICATIONS.
ANY DISCREPANCIES MUST BE BROUGHT TO THE ATTENTION OF THE ARCHITECT IMMEDIATELY.
THIS DRAWING HAS BEEN PREPARED BASED ON SURVEY DRAWINGS AND INFORMATION PREPARED BY OTHERS. THE CONTRACTOR MUST VERIFY ALL DIMENSIONS BY SITE MEASUREMENT BEFORE ORDERING MATERIALS OR MANUFACTURING COMPONENTS.
SUBSTITUTE MATERIALS & PRODUCTS TO THOSE NAMED WILL BE ACCEPTABLE IF PROVEN TO BE OF EQUAL OR HIGHER PERFORMANCE AND NOT IN CONFLICT WITH OTHER ELEMENTS.

THIS DRAWING HAS BEEN PREPARED FOR THE SOLE PURPOSE OF ACHIEVING PLANNING APPROVAL. THE DRAWINGS DO NOT PURPORT TO BE PRODUCTION DRAWINGS FOR TENDER OR CONSTRUCTION AND SHOULD NOT BE USED FOR ANY BUILDING OR CONTRACTUAL PURPOSES.

NOTES

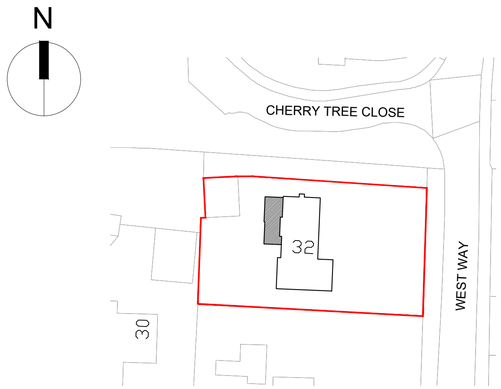

04 D.01 BLOCK PLAN AS PROPOSED 1:500 @ A1

0 5 10 15 20 25 50m

SCALE BAR 1:500 @ A1

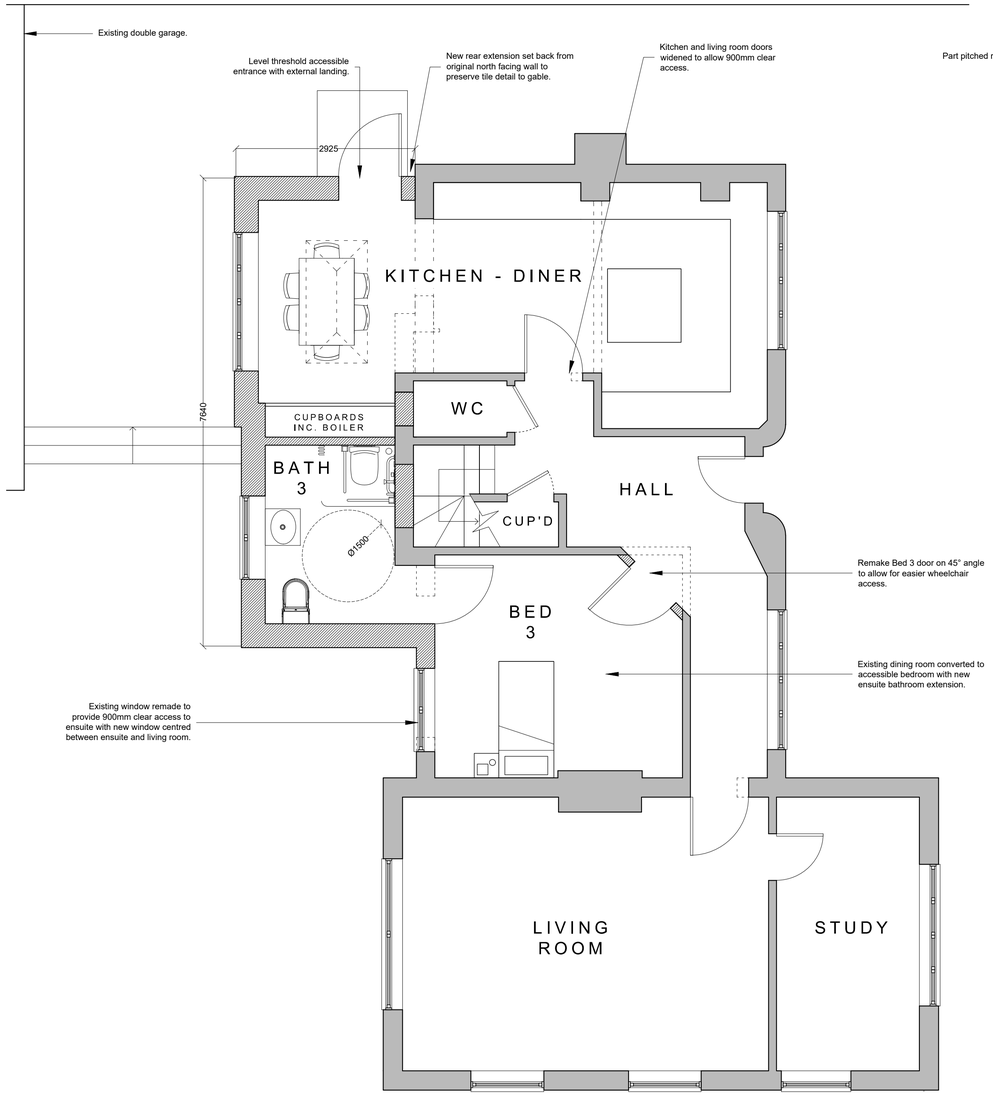

01 D.01 GROUND FLOOR PLAN AS PROPOSED 1:50 @ A1

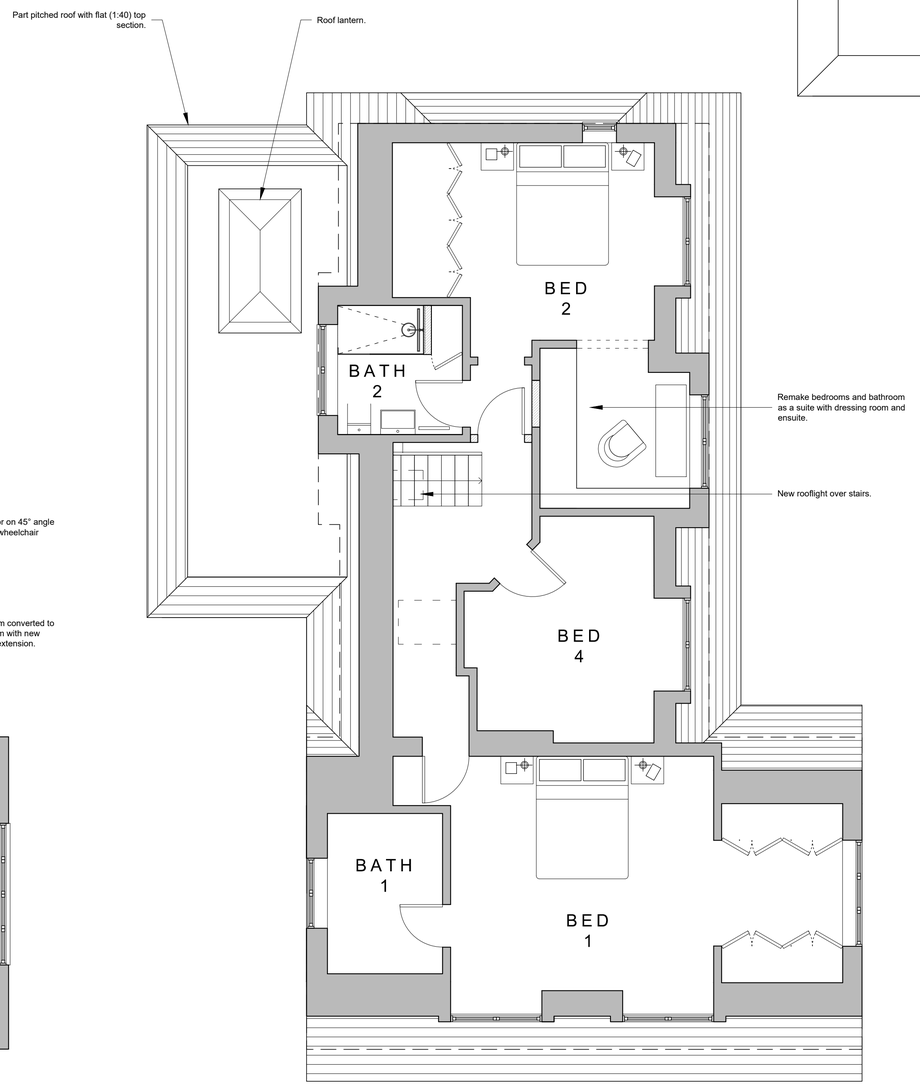

02 D.01 FIRST FLOOR PLAN AS PROPOSED 1:50 @ A1

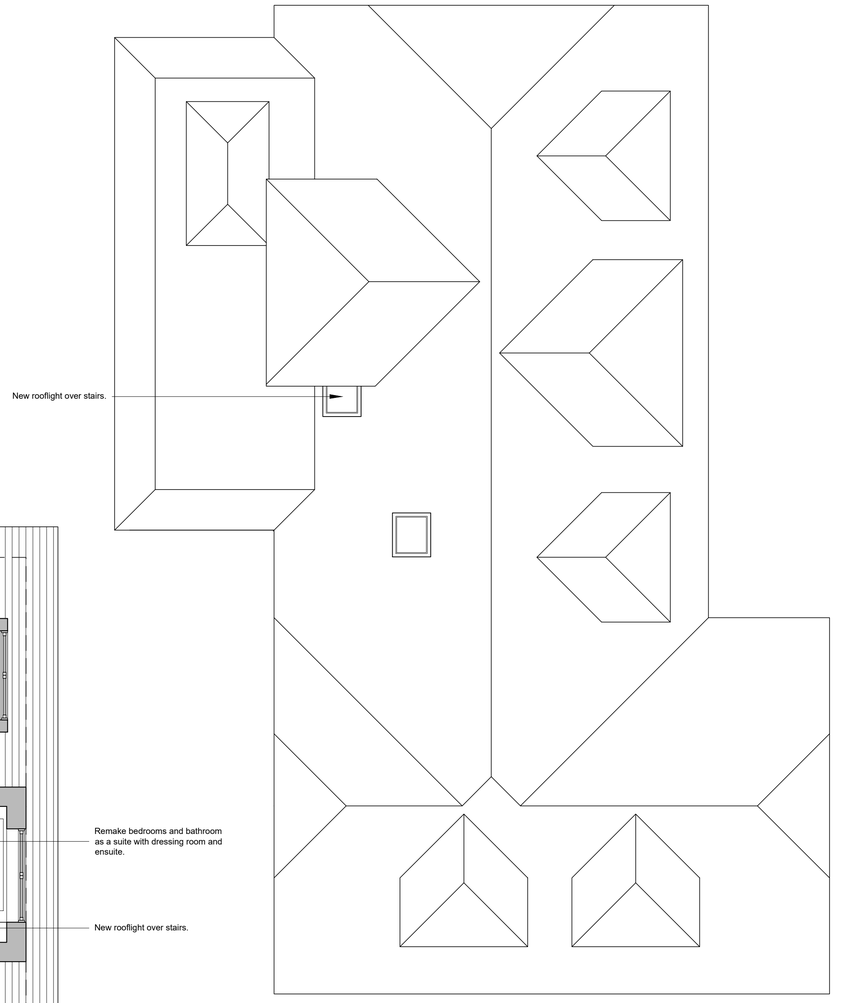

03 D.01 ROOF PLAN AS PROPOSED 1:50 @ A1

REV	DATE	DESCRIPTION
A	13/07/23	Revised to show smaller extension with new entrance door
B	09/08/23	Extension footprint and roof revised.
C	05/10/23	Block plan added; issued for planning.
D	09/10/23	Missing windows added to plans.

FOR PLANNING

JOB TITLE
32 WEST WAY
WORTHING

DRAWING TITLE
FLOOR PLANS
AS PROPOSED

JOB No	DWG No		REV
WWW32	D.01		D
DRAWN BY	CHECKED BY	SCALE (@A1)	DATE
ML	ML	VARIES	06/23

LIGGINS WAINEWRIGHT ARCHITECTURE

TEL: 07503 352499
E-MAIL: INFO@LW-ARCHITECTURE.CO.UK