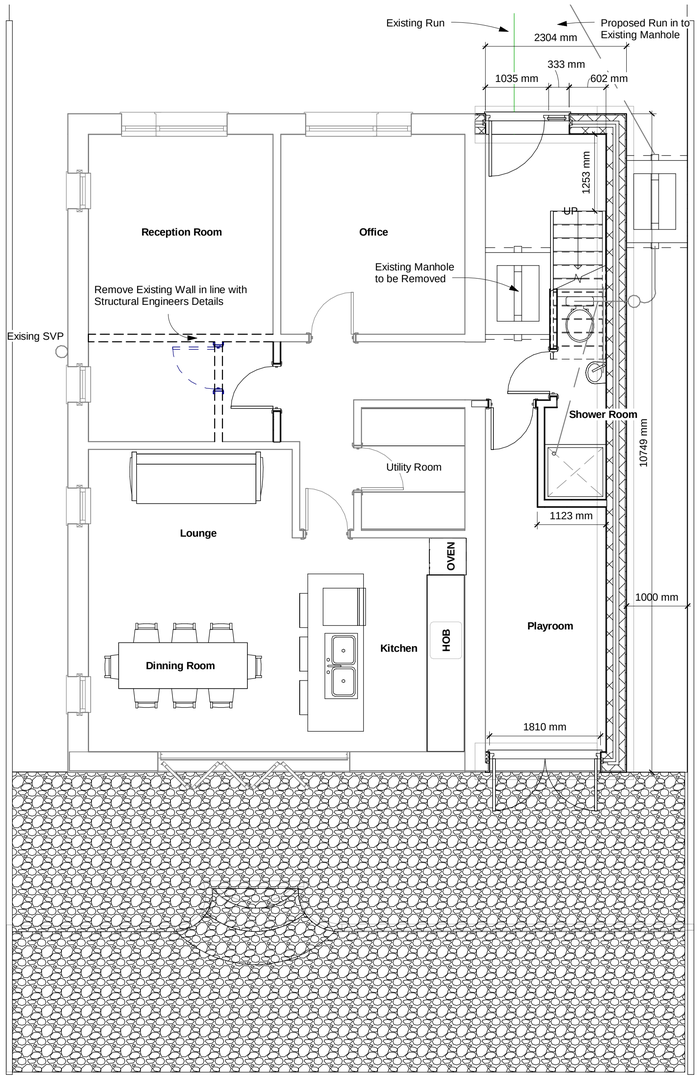

1 Ground Level

1 : 50

New Soakaway 5m from Rear of Property and to be 1 Cubic Meter unless otherwise Stated by BCO

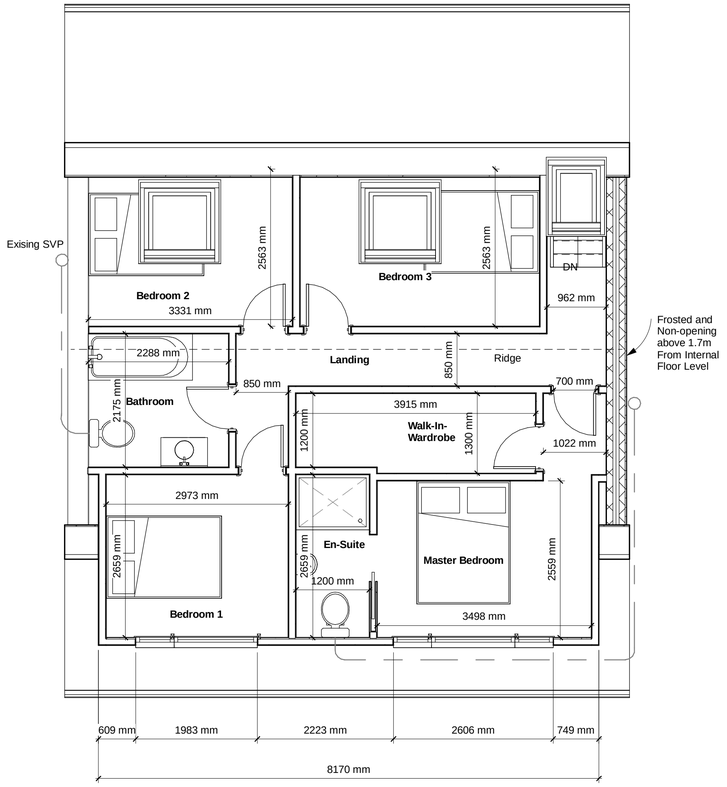

2 First Floor

1 : 50

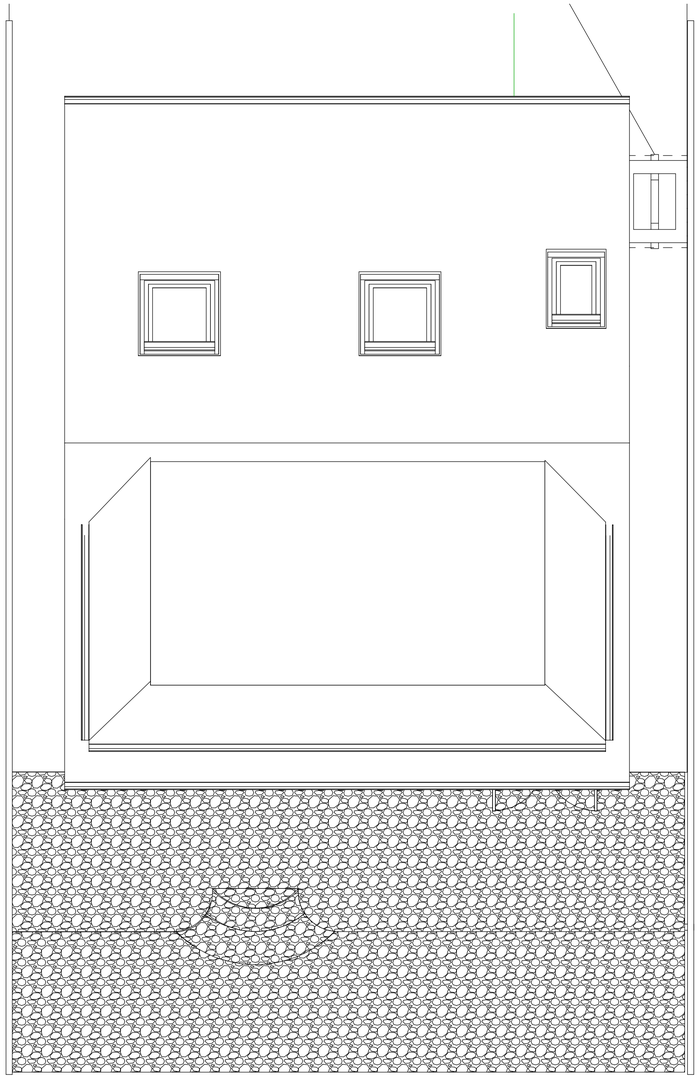

3 Site

1 : 50



4 3D View 1



5 3D View 2

0m 1m 2m 3m 4m 5m

VISUAL SCALE 1:50 @ A1

Notes:

1. THE COPYRIGHT OF THIS DRAWING IS VESTED IN EMPIRE ARCHITECURAL DESIGNS AND IT MAY NOT BE REPRODUCED IN WHOLE OR PART OR USED FOR THE MANUFACTURE OF ANY ARTICLE WITHOUT THE EXPRESS PERMISSION OF THE COPYRIGHT HOLDERS.

2. WORK TO FIGURED DIMENSIONS ONLY.

3. THIS DRAWING IS TO BE READ IN CONJUNCTION WITH ALL RELEVANT ARCHITECT'S, SERVICE ENGINEER'S AND EMPIRE ARCHITECURAL DESIGNS DRAWINGS AND SPECIFICATIONS.

Revision Number	Revision Description	Issued by	Revision Date
A	Removal of the East Elevation Windows	AP	17/11/17

STATUS: Planning

Empire Architectural Design
E: info@empire-designs.co.uk
T: 01273 934907
www.Empire-Designs.co.uk

Office 2, Hall Business Centre,
41 Dolphin Road,
Shoreham BY Sea,
BN43 6AP

CLIENT: Mr & Mrs M Eaton
53 Downside
Shoreham By Sea
West Sussex
BN43 6HF

SITE ADDRESS:

DRAWING: Door and Window Alterations

TITLE: Proposed Floor Plans & Elevations

SCALE AT A1:	DATE:	DRAWN:	CHECKED:
1 : 50	Issue Date	AP	
PROJECT NO:	**DRAWING NO:**		**REVISION:**
DWN_SID	EAD/0021/17/A/03		A