DO NOT SCALE FROM THIS DRAWING

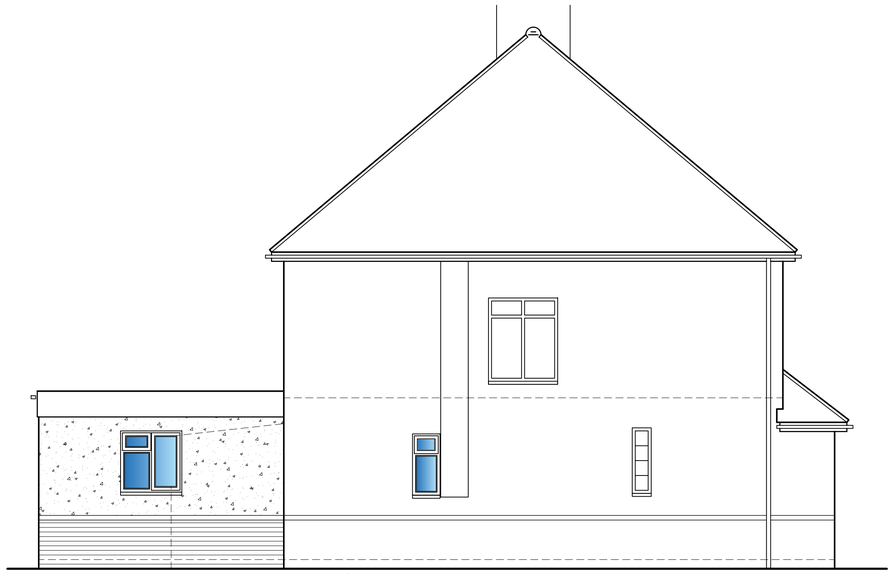

North Elevation



East Elevation

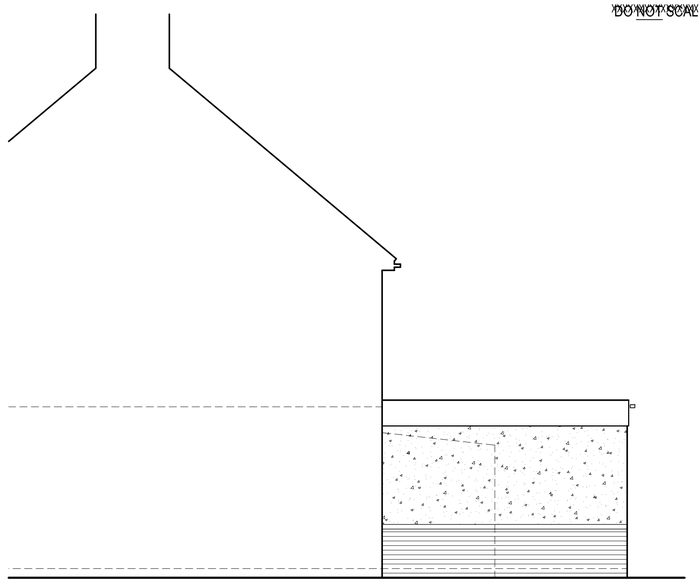

South Elevation

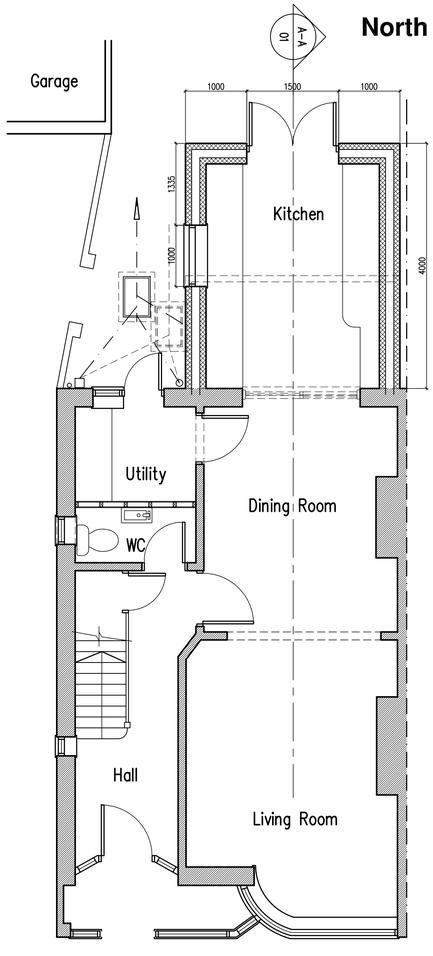

Ground Floor Plan

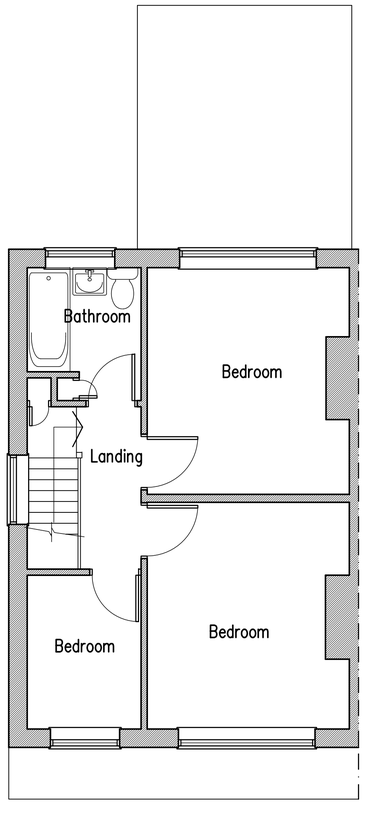

First Floor Plan

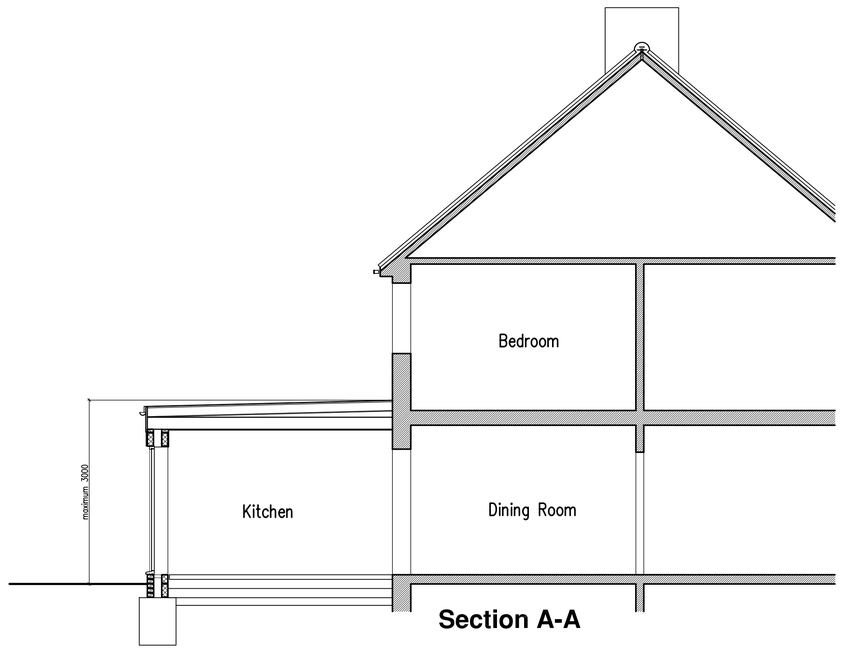

Section A-A

1m 2m 3m 4m 5m 6m 7m 8m 9m 10m

1:50 Scale Bar

Services Key

- – Denotes pull cord
- 2 – Denotes light switch (2 way)
- T – Denotes light switch (timer)
- dm – Denotes light switch (dimmer)
- in – Denotes light switch (intermediate)
- – Denotes telephone
- EP – Denotes Entry Phone
- – Denotes television aerial points
- S – Denotes satelite point
- – Denotes double socket
- – Denotes double socket (floor level)
- C – Denotes cooker point
- Cat 6 – Denotes Cat 6 point
- – Denotes spur
- – Denotes shaver socket incorporating light
- – Denotes external water tap
- – Denotes wall light
- – Denotes ceiling rose
- – Denotes low energy recessed spotlight
- – Denotes fluorescent tube
- radiator – Denotes radiator
- – Denotes PIR detector
- – Denotes extractor fan
- SD – Denotes smoke detector
- HD – Denotes heat detector
- meter – Denotes meter
- GP – Denotes gas point
- alarm – Denotes alarm panel
- key – Denotes alarm key point
- P – Denotes alarm call point
- – Denotes emergency lighting self contained
- – Denotes door bell sounder
- – Denotes door bell push
- T – Denotes thermostat
- – Denotes speaker
- – Denotes fire extinguisher

A	07.09.23	Client requirements added

Proposed Single Storey Rear Extension at: 4 Sullington Way, Shoreham-By-Sea, West Sussex

rja Planning & Building Consultants Ltd.
9 Sea Spray Avenue
Shoreham-By-Sea
West Sussex BN43 5PR
t: 01273 467297 mob: 07971 375739
e: rex@rjapbc.co.uk web: www.rjapbc.co.uk

Chartered Institute of Architectural Technologists

PROJECT: 4 Sullington Way, Shoreham-By-Sea

DRAWING TITLE: Proposed Floor Plans & Elevations

CLIENT: All Over Adur

DWG NO: 23945-01

REVISION:

SCALE: 1:50

DATE: 07.09.23

DRAWN: rex