ADUR & WORTHING
PLANNING SERVICES
PLAN AWDM/0932/15
DATE VALID 29 JUN 2015



West Facing (front) Elevation

1m 2m 3m 4m 5m 6m 7m 8m 9m 10m
1:100 Scale Bar

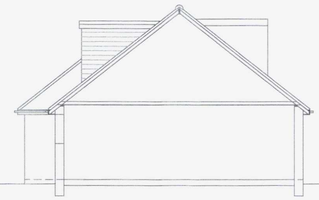

South Facing (side) Elevation

1m 2m 3m 4m 5m 6m 7m 8m 9m 10m
1:100 Scale Bar

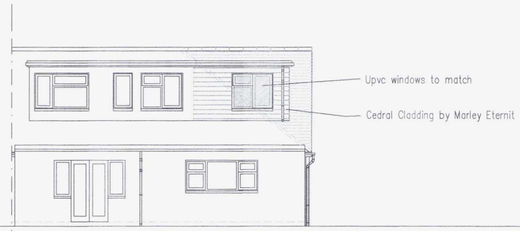

East Facing (rear) Elevation

1m 2m 3m 4m 5m 6m 7m 8m 9m 10m
1:100 Scale Bar

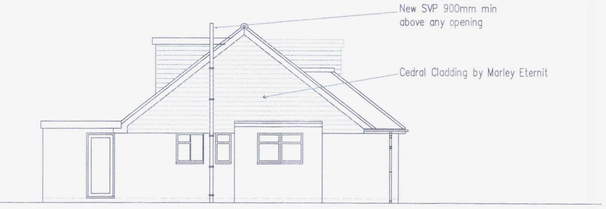

North Facing (side) Elevation

1m 2m 3m 4m 5m 6m 7m 8m 9m 10m
1:100 Scale Bar

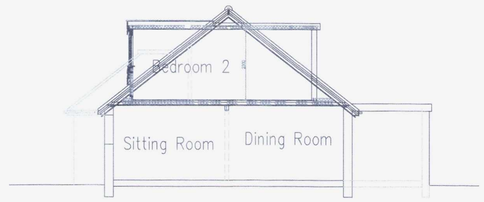

SECTION A-A

1m 2m 3m 4m 5m 6m 7m 8m 9m 10m
1:100 Scale Bar

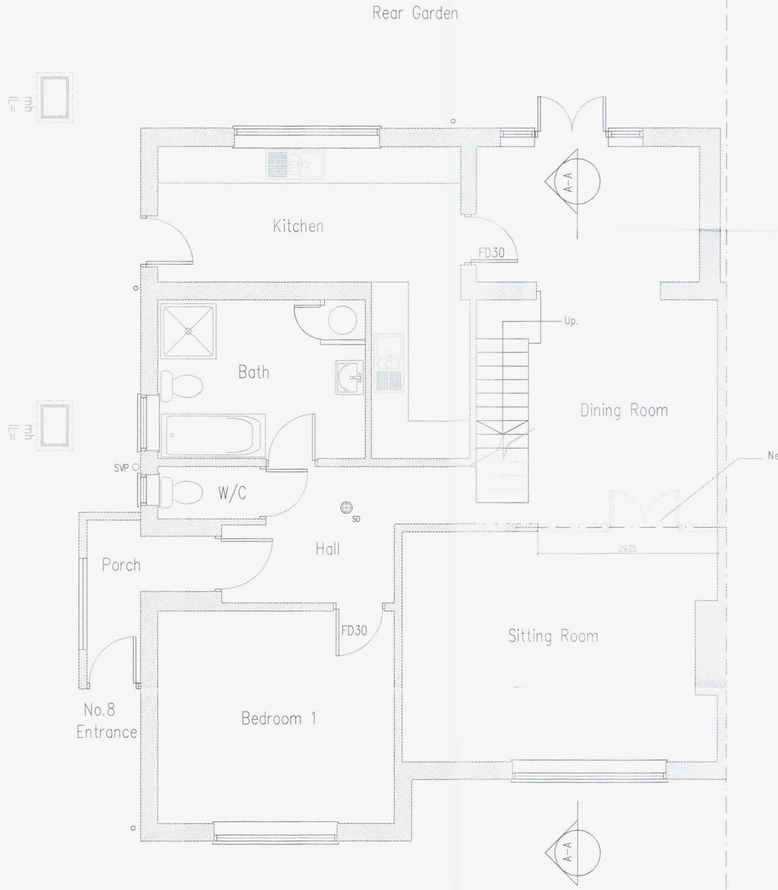

Ground Floor Plan

1:50 Scale Bar
1m 2m 3m 4m 5m 6m 7m 8m 9m 10m

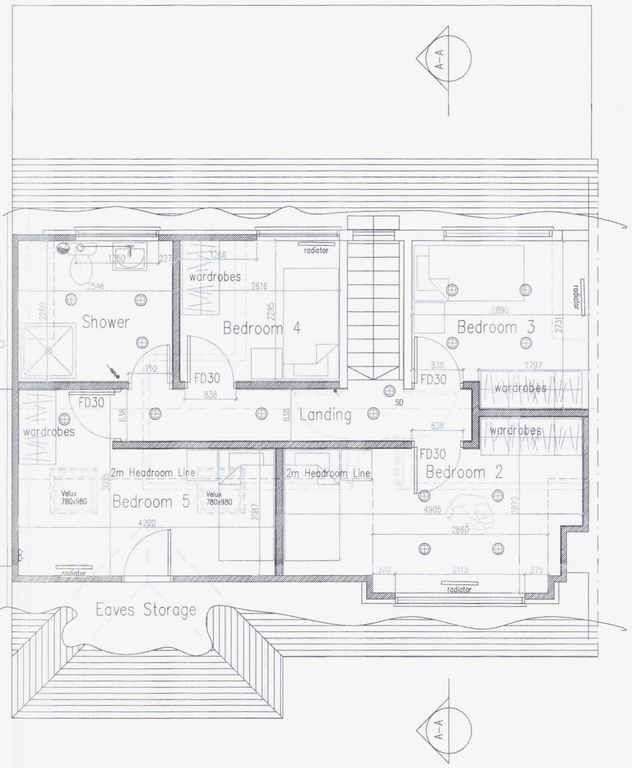

First Floor Plan

1:50 Scale Bar
1m 2m 3m 4m 5m 6m 7m 8m 9m 10m

NOTES:
1) Volume of Gable & Rear Dormers = 41.5m3 (under 50m3 allowance) within Permitted Development Rights to be determined by Lawful Development Application to A&W Councils

2) Dormer to front elevation to be submitted for approval by Adur & Worthing Council under separate planning application

Services Key

- Denotes pull cord
- Denotes light switch (2 way)
- Denotes light switch (timer)
- Denotes telephone
- Denotes television aerial points
- Denotes double socket
- Denotes double socket (floor level)
- Denotes cooker point
- Denotes spur
- Denotes shaver socket incorporating light
- Denotes external water tap
- Denotes wall light
- Denotes ceiling rose
- Denotes spotlight
- Denotes fluorescent tube
- Denotes radiator
- Denotes PIR detector
- Denotes extractor fan
- Denotes smoke detector
- Denotes heat detector
- Denotes meter

DO NOT SCALE FROM THIS DRAWING EXCEPT FOR PLANNING
AS PHOTOCOPIES WILL BE SUBJECT TO DISTORTION
DRAWINGS TO BE READ IN CONJUCTION WITH ALL OTHER ARCHITECT'S & STRUCTURAL ENGINEER'S CONTRACT DRAWINGS & SPECIFICATIONS.
ANY DISCREPANCIES MUST BE BROUGHT TO THE ATTENTION OF THE ARCHITECT IMMEDIATELY.
THE CONTRACTOR MUST VERIFY ALL DIMENSIONS BY SITE MEASUREMENT BEFORE ORDERING MATERIALS OR MANUFACTURING COMPONENTS.
SUBSTITUTE MATERIALS & PRODUCTS TO THOSE NAMED WILL BE ACCEPTABLE IF PROVEN TO BE OF EQUAL OR HIGHER PERFORMANCE AND NOT IN CONFLICT WITH OTHER ELEMENTS.

Project:
Proposed
Conversion Of Roofspace
& Alterations At:
8 Fowey Close
Shoreham By Sea
West Sussex
BN43 5HE

Drawing title:
Plans & Elevations As Proposed

Client:
Mr Lee Gerry

© Copyright of:
Architectural & Planning Services
15 West Street
Shoreham By Sea
West Sussex
BN43 5WF
BJW
01273 441009
07856899101
e-mail: benw@bjwarchitectural.co.uk
website: bjwarchitectural.co.uk

Scale: 1:50 1:100
Paper size: A1
Date: 23.06.2015
Drawn: BJW
Drg. No. 02
Rev'n
Notes: All dimensions to be checked on site