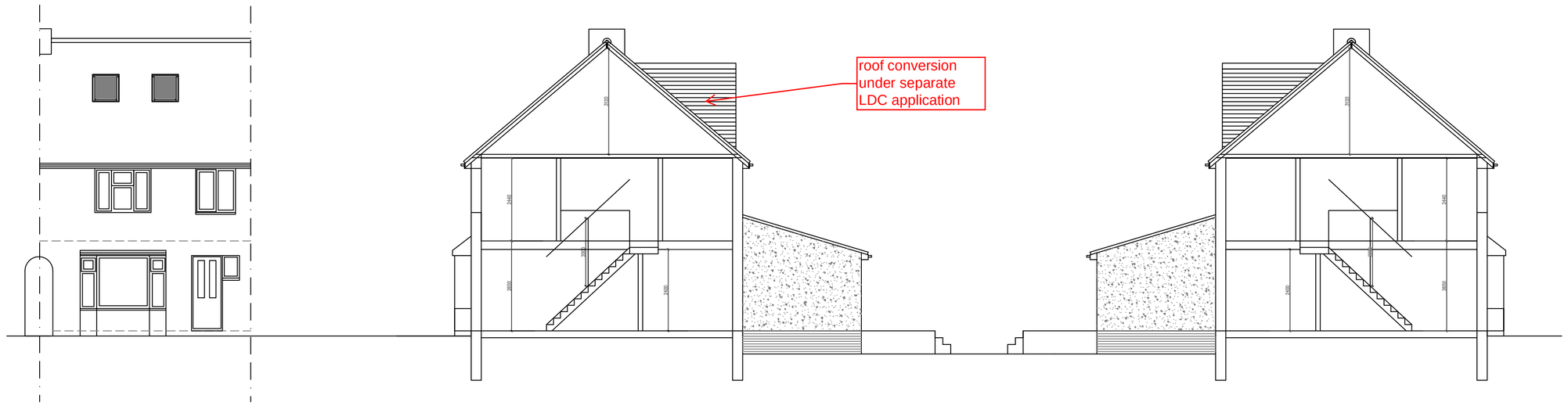

10 North Facing (front) Elevation

1m 2m 3m 4m 5m 6m 7m 8m 9m 10m

1:100 Scale Bar

11 West Facing (side) Elevation

1m 2m 3m 4m 5m 6m 7m 8m 9m 10m

1:100 Scale Bar

12 East Facing (side) Elevation

1m 2m 3m 4m 5m 6m 7m 8m 9m 10m

1:100 Scale Bar



13 South Facing (rear) Elevation

1m 2m 3m 4m 5m 6m 7m 8m 9m 10m

1:100 Scale Bar

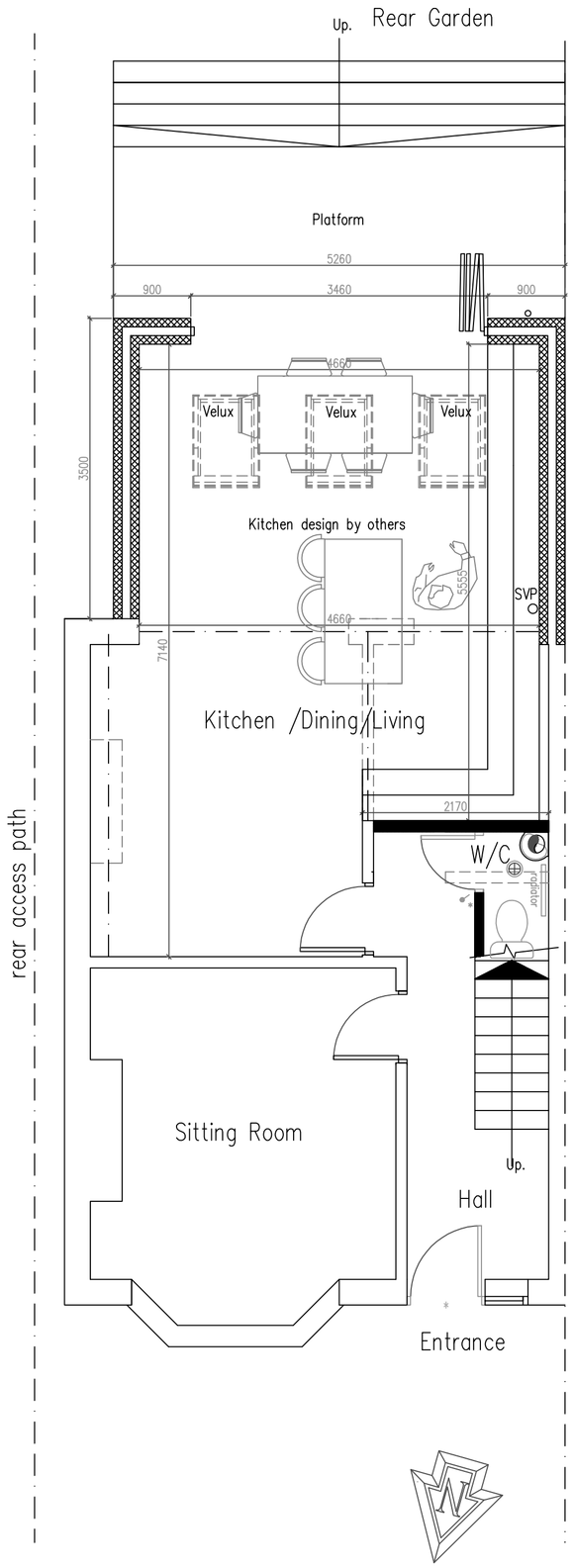

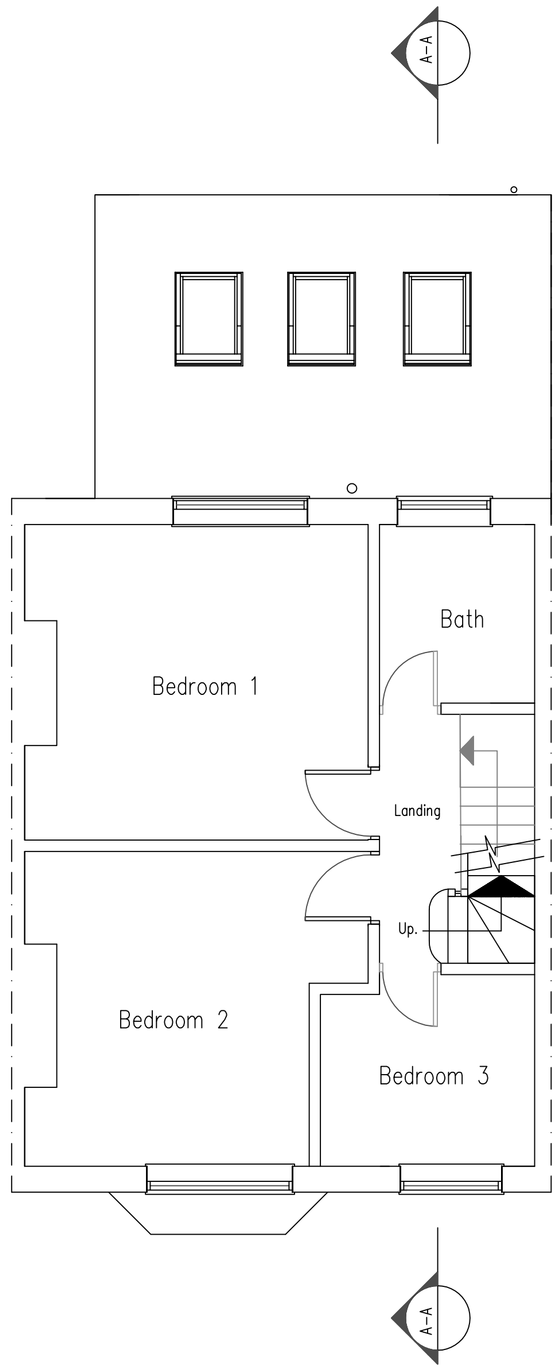

8 First Floor Plan

1:50 Scale Bar

1m 2m 3m 4m 5m 6m 7m 8m 9m 10m

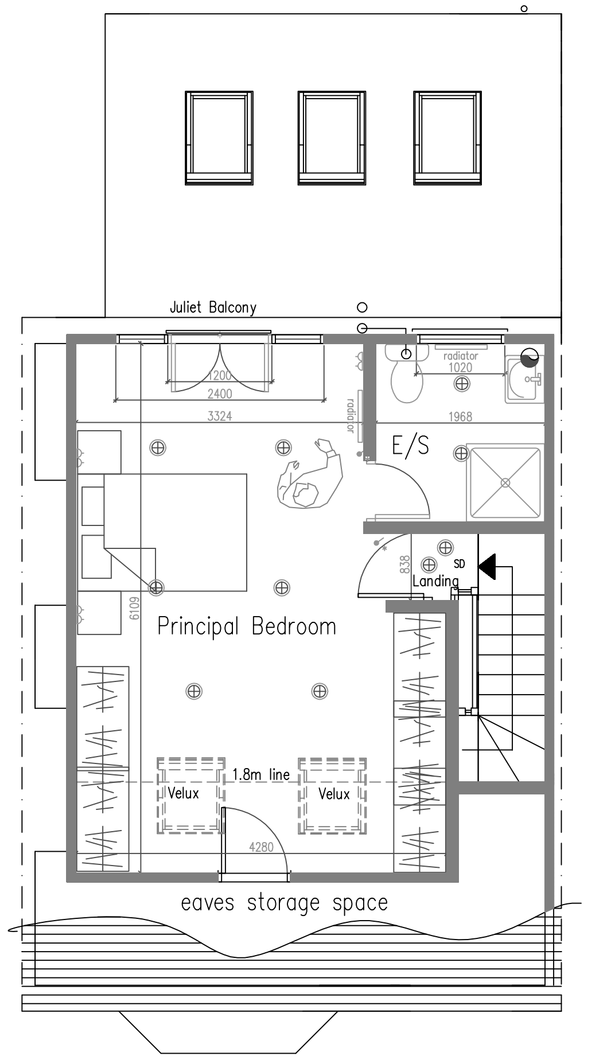

9 Second Floor Plan

1:50 Scale Bar

1m 2m 3m 4m 5m 6m 7m 8m 9m 10m

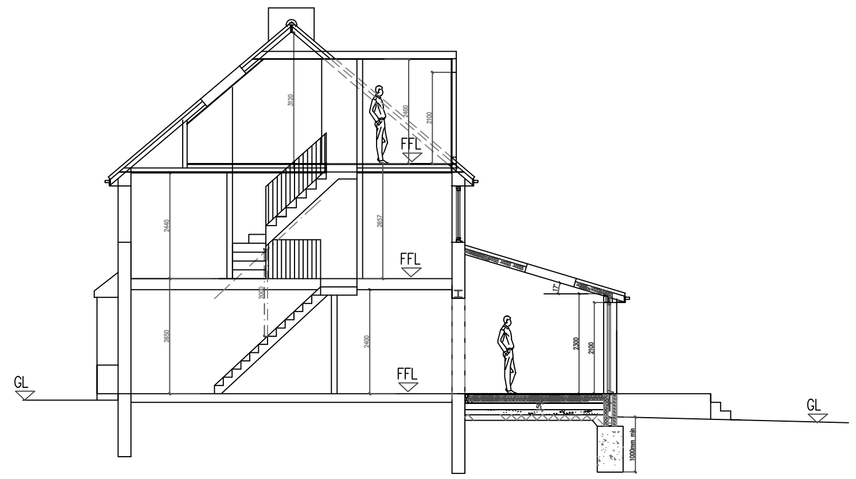

14 SECTION AA

1m 2m 3m 4m 5m 6m 7m 8m 9m 10m

1:100 Scale Bar

7 Ground Floor Plan

1:50 Scale Bar

1m 2m 3m 4m 5m 6m 7m 8m 9m 10m

Services Key

SAT – Satellite television aerial point
CAT5 – data point
– Denotes pull cord
– Denotes light switch (2 way)
– Denotes light switch (timer)
– Denotes telephone
– Denotes television aerial points
– Denotes double socket
– Denotes double socket (floor level)
– Denotes cooker point
– Denotes spur
– Denotes external water tap
radiator – Denotes radiator

– Denotes PIR detector
– Denotes extractor fan
– Denotes smoke detector
– Denotes heat detector
– Denotes meter
– Denotes wall light
– Denotes ceiling rose
– Denotes spotlight
– Denotes fluorescent tube

Notes:
Final number of sockets, lights, radiators, positions etc to be agreed with the Client.

Contractor to assess existing electrical system and meter/distribution board and advise of any additional work required due to new works.

Structural Engineer to confirm all beam layouts and sizes

DO NOT SCALE FROM THIS DRAWING EXCEPT FOR PLANNING AS PHOTOCOPIES WILL BE SUBJECT TO DISTORTION
DRAWINGS TO BE READ IN CONJUCTION WITH ALL OTHER ARCHITECT'S & STRUCTURAL ENGINEER'S CONTRACT DRAWINGS & SPECIFICATIONS.
ANY DISCREPANCIES MUST BE BROUGHT TO THE ATTENTION OF THE ARCHITECT IMMEDIATELY.
THE CONTRACTOR MUST VERIFY ALL DIMENSIONS BY SITE MEASUREMENT BEFORE ORDERING MATERIALS OR MANUFACTURING COMPONENTS.
SUBSTITUTE MATERIALS & PRODUCTS TO THOSE NAMED WILL BE ACCEPTABLE IF PROVEN TO BE OF EQUAL OR HIGHER PERFORMANCE AND NOT IN CONFLICT WITH OTHER ELEMENTS.

Project:

Proposed
roof conversion, rear extension
& Internal Alterations At:
72 Greenways Crescent
Shoreham By Sea
West Sussex
BN43 6HS

Drawing title:

Plans & Elevations As Proposed

Hayley Coleman

© Copyright of:

Architectural & Planning Services
7 Erringham Road
Shoreham By Sea
West Sussex
BN43 5NQ

BJW
01273 441009
07856899101
e-mail: benw@bjwarchitectural.co.uk
website: bjwarchitectural.co.uk

Scale: 1:50 1:100 | Paper size: A1

Date: 1.4.2021 | Drawn: BJW

Drg. No. 02 | Rev'n A

Note: All dimensions to be checked on site.