All work to comply with building regulations and planning consent.
Workmanship and materials to comply with British standards and code of practice.
Scaled dimensions are approximate, take exact dimensions from site.
This drawing was prepared for local authority approval and not as a working drawing.
LOCAL AUTHORITY MAY SCALE THE DRAWING
Any deviation from the drawing to be agreed with the local authority.
Any queries to be agreed prior to construction.
See separate details for Structural engineers calculations.

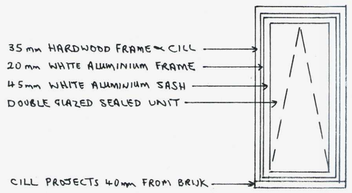

EXISTING WINDOW DETAIL 1:20 AT A1

PATIO DOOR SAME AS WINDOWS BUT WITH 50mm HW FRAME
80mm WHITE ALU TO 3 SIDES WITH 35mm ON MEETING STILES.
80mm WIDTH ON SHUT SIDE.
NO TRICKLE VENTS OR SAFETY CATCHES

FOR NEW WHITE UPVC WINDOWS AND DOOR SEE SEPARATE DETAILS.



EXISTING FRONT ELEVATION 1:50 AT A1

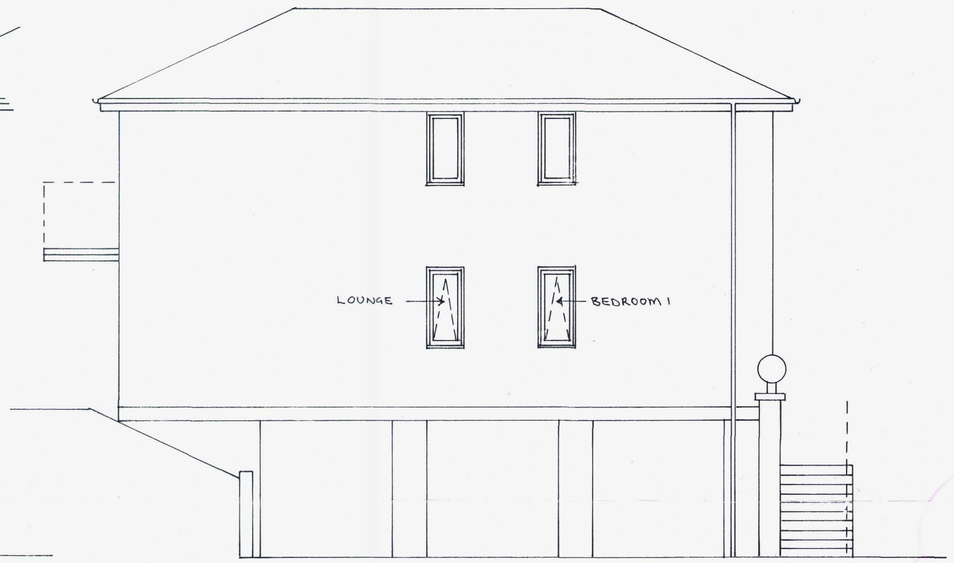

EXISTING SIDE ELEVATION 1:50 AT A1



EXISTING REAR ELEVATION 1:50 AT A1



PROPOSED ROUND WINDOW 1:20 AT A1

EXISTING ROUND WINDOW 1:20 AT A1



PROPOSED FRONT ELEVATION 1:50 AT A1

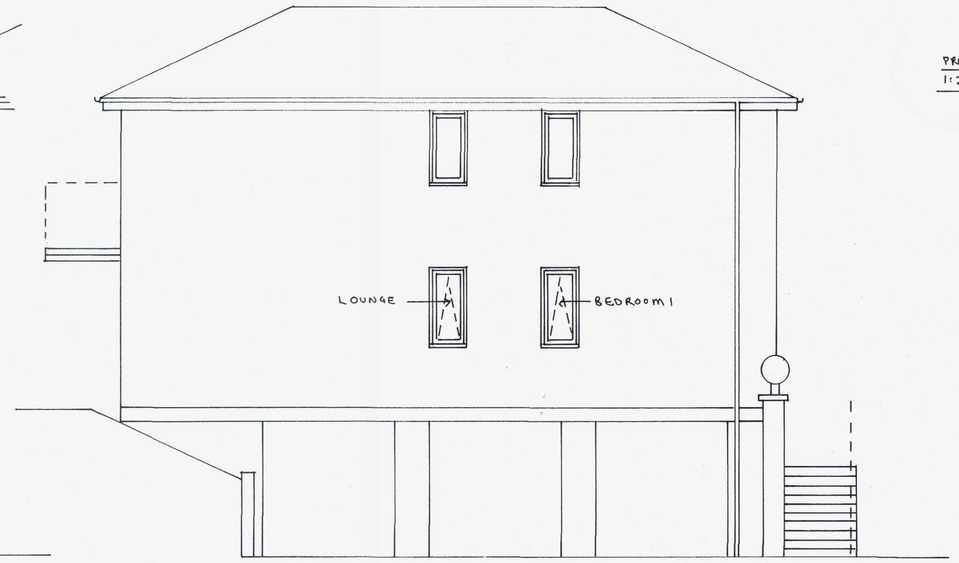

PROPOSED SIDE ELEVATION 1:50 AT A1

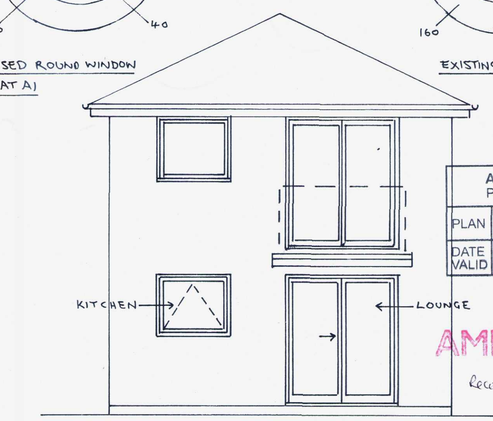

PROPOSED REAR ELEVATION 1:50 AT A1

ADUR & WORTHING
PLANNING SERVICES

PLAN	AWDM/0879/13
DATE VALID	

AMENDMENT
Received : 22 AUG 2013

Tony Standing Designs
Drawing for Domestic Extensions

Title	PROPOSED REPLACEMENT WINDOWS AND DOOR AT 11 SOUTHBANK COURT, 80 BRIGHTON RD, LANCING.				
Client	MISS J. HOFTON				
Drawn By: Date	TS JULY 2013	Drawing Revision	C735 A	Scale	1:50

Mr A J G Standing
39 Hills Road,
Steyning BN44 3QG
Phone: 01903 814151 [redacted]