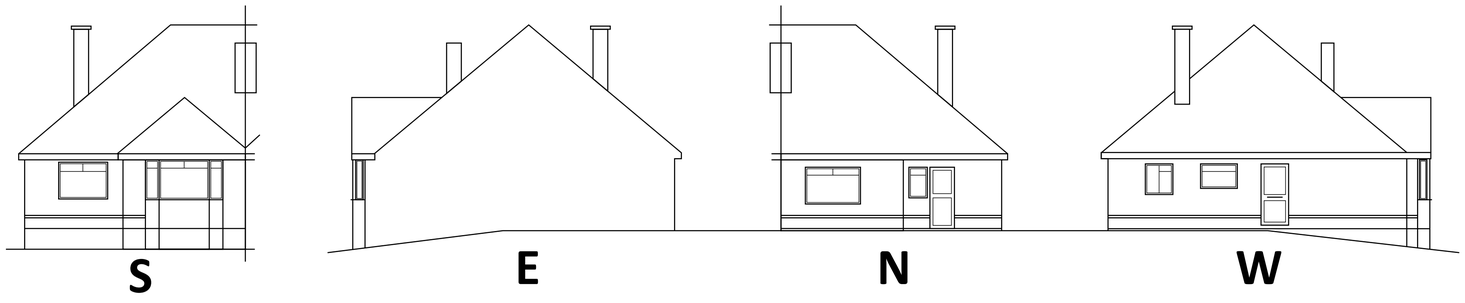

EXISTING ELEVATIONS. SCALE 1:100

1m 2m 3m 4m 5m 6m 7m 8m 9m 10m
1:100 Scale Bar

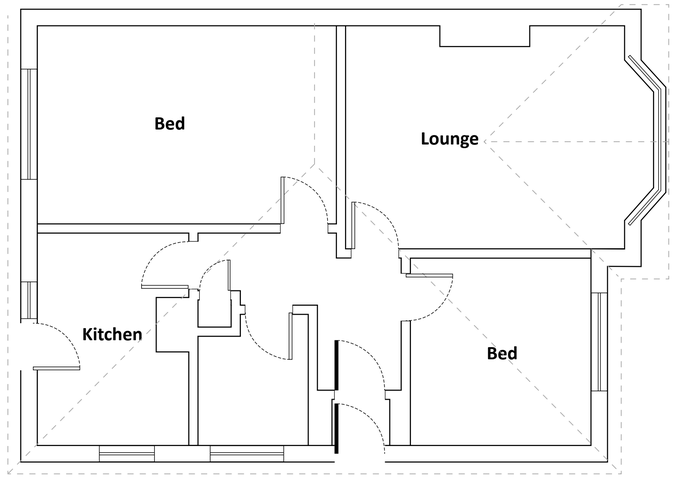

EXISTING GROUND FLOOR PLAN. SCALE 1:50

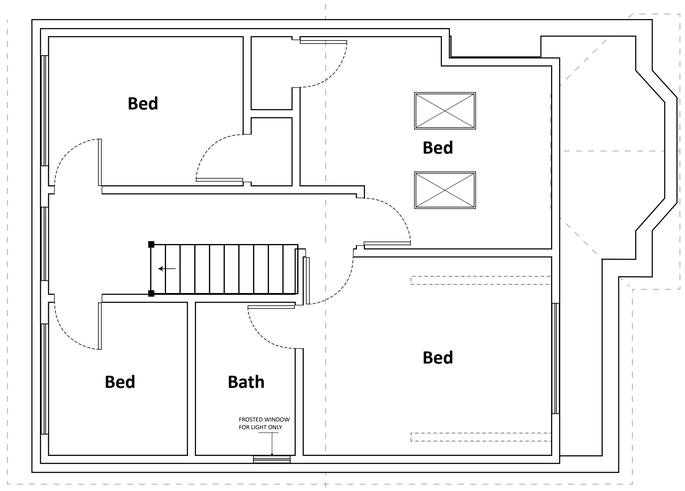

PROPOSED FIRST FLOOR. SCALE 1:50

N

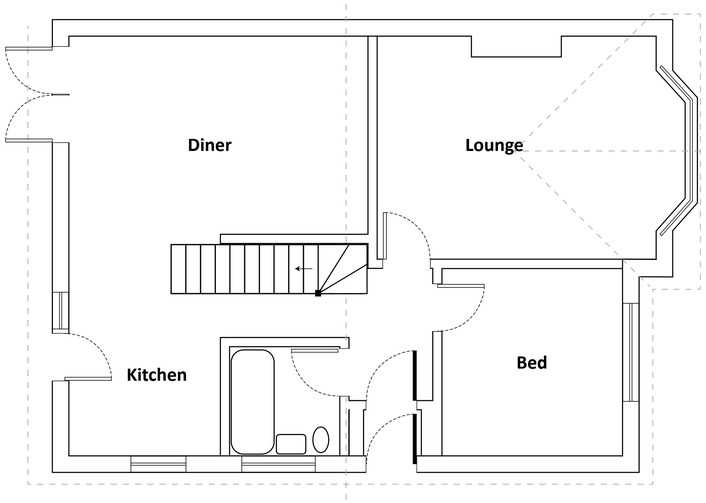

PROPOSED GROUND FLOOR PLAN. SCALE 1:50

1m 2m 3m 4m 5m 6m 7m 8m 9m 10m
1:50 Scale Bar



PROPOSED ELEVATIONS. SCALE 1:100

1m 2m 3m 4m 5m 6m 7m 8m 9m 10m
1:100 Scale Bar

174 Downside
General Building Specs

Ventilation: Provide equivalent to 5mm continuous strip at ridge. Ensure/provide 25mm ventilation strip (or equivalent) to existing eaves. Provide trickle ventilator to give 8000mm2 background ventilation to loft room(s).
New roofing to be with breathable membrane through-out.
Mechanical fans required to bathroom 15l/s and WC 6l/s.

Structural: Note: existing structure bearing additional load to be exposed and checked for adequacy. Party wall to be dot and dabbed with sound board. Beams, joists, and all structural alterations, to be fitted according to the structural engineers calculations, and checked by Building Control
Conservation of fuel and power: Glazing to have U value 1.8W/m2 K. Install one energy efficient light fitting per 25 m2 floor area. New radiator(s) to be fitted with TRV's.

Electrical work: All electrical work required to meet the latest requirements of electrical Safety, must be designed, installed, inspected, and tested by a person competent to do so. Prior to completion, the Council must be satisfied that an appropriate electrical installation certificate has been issued for the work, and it has been signed by a person competent to do so.
Energy efficient lights need to be provided at a rate of 75%.

Ceilings and skeilings: Existing/new rafters to achieve ventilation gap behind 70mm celotex insulation between rafters; 50mm Celotex across rafters, with 12 foil backed plasterboard, and skim finish.
Walls:100 x 50 studwork at 400 centres, with 100 x 100 at piers and window jambs. Internal walls to have rockwool infil as sound insulation, 12mm plasterboard, and skim finish.

Dormer roof- Flat: Bitumen bedded limestone chippings, (minimum 12.5mm deep), on three layers bitumen roofing felt to BS747 (or alternative suitable flat roofing system) on 18mm exterior plywood decking on (for cold roof) 50x50 cross battens at 400 centres, on firring pieces (at 1:40) on 195 flat roof joists at 400 centres. Infill joists with 150 celotex, and 12mm under.
For warm roof construction, fit firrings straight to flat roof joists, 12mm OSB over, 120mm celotex over the OSB, with 18mm OSB on top. Fit 225mm backboard to front and sides, fixed to joist ends, and through 18mm OSB down into edge of backboard.

Dormer Walls, cheeks, and gable end: Vertical tile hanging on treated battens, on breathable paper, on 12mm ply, on 100x50 stud framing at 400 centres, infilled with 90mm celotex insulation, with 12mm celotex insulation over, 12mm plasterboard, and skim finish internally. Cheeks within 1000mm of boundary to have half hour fire resistant board. Cheeks built on existing masonry to have GMS straps at 900mm centres. Dormer fully weathered in code 4 lead flashing. Cheeks built off rafters to be on triple 6 x 2 rafters, running from ridge to plate, or to pick up purlin point.

New Floor: Main beams on load bearing walls supporting new and existing structure. Supporting studwork under rafters to have sole plates bolted to top flange of RSJ via M6 bolts at 600 centres, carrying GMS joist hangers. Lay rockwool insulation between joists as per requirements for sound and fire resistance. Joists to be minimum 50mm from live chimney breasts. Existing ceiling joists strapped up to new floor beams where binders/truss members removed. New flooring to be 22mm moisture resistant caber floor, or equivalent flooring grade chipboard.

Smoke Detectors: At least one number mains operated self contained smoke alarm to BS 5446: Part 1 to be installed in the circulation space of each storey. All smoke alarms within each dwelling to be inter-connected, be permanently wired to a separate fused circuit at the distribution boards in accordance with IEE regulations. All smoke detectors to have an alternative battery power supply. They may operate at a low voltage via a mains transformer. Smoke alarms must be installed within 7 m of the living room and kitchen door, within 3m of all bedroom doors, and within 15m of each other in corridors or landings. If ceiling mounted, smoke alarms should not be installed within 300mm of a light fitting. If wall mounted, smoke alarm should not be over a radiator, and should be fixed elsewhere within 150 and 300mm of the ceiling.

Glazing: All glazing in critical locations to be of toughened or laminated safety glass in accordance with clause 5.3;BS 6206;1981. Means of Escape windows to conform to regulation sizes, and subject to check from Building Control Officer during construction. New glazing needs to achieve 1.6W/m2 K. The means of escape windows must give access to an area free from the danger of fire. The unobstructed opening produced by the window must be at least 0.33m2 in area. The minimum width and height of the opening must be not less than 450mm, however it should be noted to produce the required opening area a minimum 750mm x 450mm opening must be provided. The sill to the window should be positioned between 800mm and 1100mm above floor level.
Habitable rooms to have a window opening of at least 1/20th of the floor area.

Sanitation: New bathroom and toilets to be fed from existing mains water supply.

Drainage & waste disposal: New upstairs bathroom and toilets to run in to existing drain, through new SVP. Soil Vent Pipe to terminate 900mm above any opening within 3m.

Notes

1. No critical dimensions are to be scaled from this drawing. (except for planning purposes)
2. It is the contractor's responsibility to ensure that all work is carried out in accordance with Local Authority and N.H.B.C requirements and that all plumbing and electrical work complies with the current regulations of the area water board and electricity board.
3. Any works carried out prior to the receipt of the necessary approvals are the responsibility of the client.
4. Whilst every effort has been made to obtain accurate information on the existing structure or site, it is essential that the contractor or client check at every stage and notify the Designer of any discrepancies.

© copyright

ED63
ELEMENTAL DESIGN
elementaldesign63@gmail.com
07799 402 870
07754 093 904

Client: Mr R. Watts

Job Title:
174 Downside
Shoreham-by-Sea
Hip to Gable Roof Extension
Rear Flat Roof Dormer

Drawing Title:
Hip to Gable Roof Extension
Rear Flat Roof Dormer

Scale - 1:50 / 1:100

Date: 27-02-2019 | **Drawn by - A.Ramus**

Drg no.-174D.01.19 | **Rev: 1**