AMENDMENT

ADUR & WORTHING PLANNING SERVICES
PLAN AWDM/1420/15
DATE VALID 26/10/15

Face brickwork to match existing
Roof tiles to match existing

Cladding to match existing front first floor



West Facing (front) Elevation

1m 2m 3m 4m 5m 6m 7m 8m 9m 10m
1:100 Scale Bar

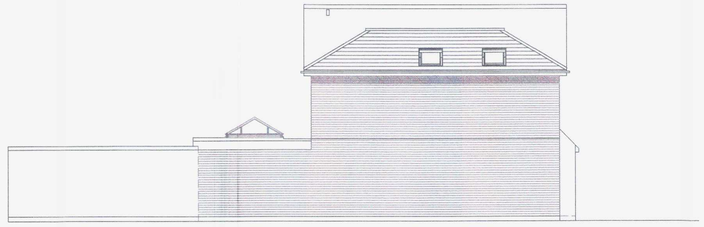

North Facing (side) Elevation

1m 2m 3m 4m 5m 6m 7m 8m 9m 10m
1:100 Scale Bar

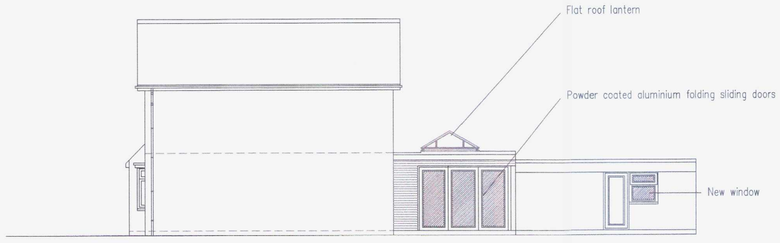

South Facing (side) Elevation

1m 2m 3m 4m 5m 6m 7m 8m 9m 10m
1:100 Scale Bar



East Facing (rear) Elevation

1m 2m 3m 4m 5m 6m 7m 8m 9m 10m
1:100 Scale Bar

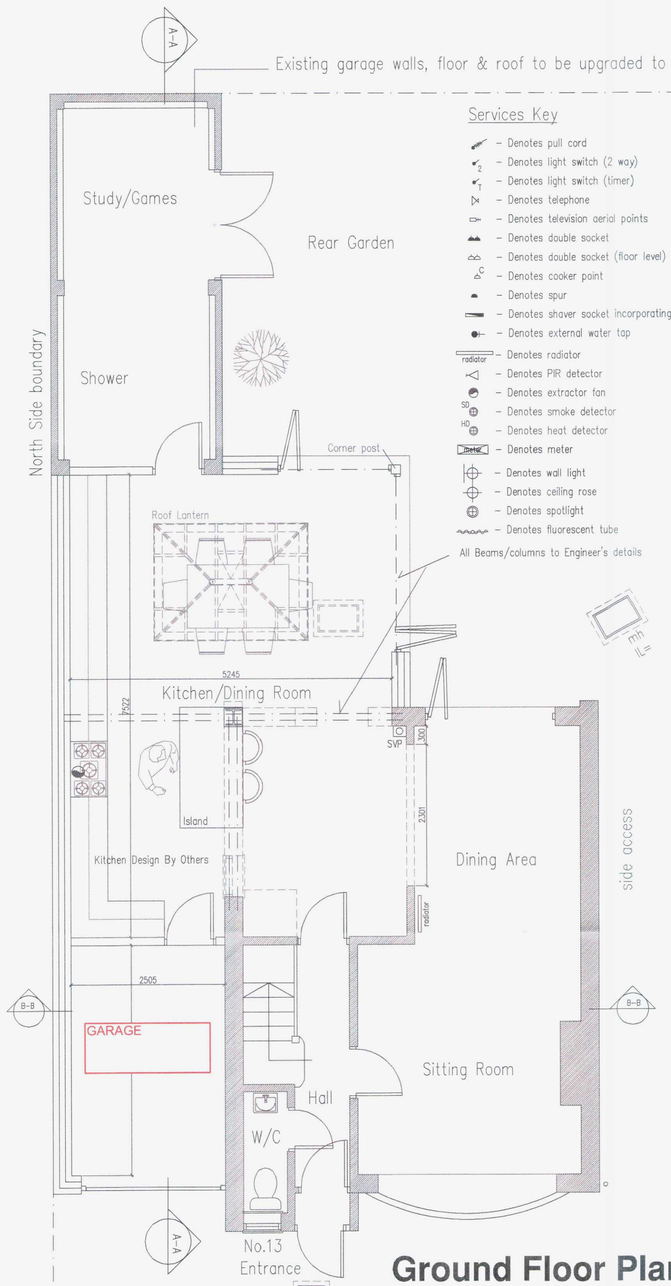

Services Key

- Denotes pull cord
- Denotes light switch (2 way)
- Denotes light switch (timer)
- Denotes telephone
- Denotes television aerial points
- Denotes double socket
- Denotes double socket (floor level)
- Denotes cooker point
- Denotes spur
- Denotes shaver socket incorporating light
- Denotes external water tap
- radiator – Denotes radiator
- Denotes PIR detector
- Denotes extractor fan
- SD – Denotes smoke detector
- HD – Denotes heat detector
- Denotes meter
- Denotes wall light
- Denotes ceiling rose
- Denotes spotlight
- Denotes fluorescent tube

All Beams/columns to Engineer's details

Ground Floor Plan

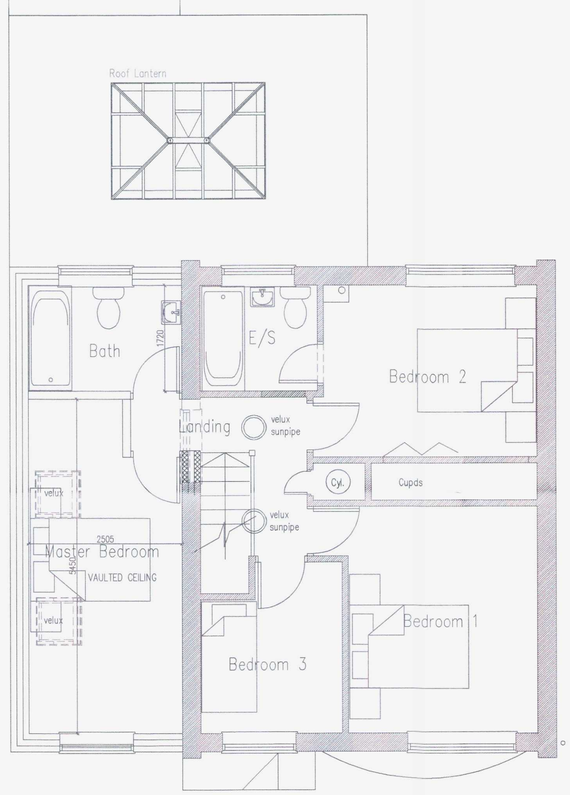

First Floor Plan

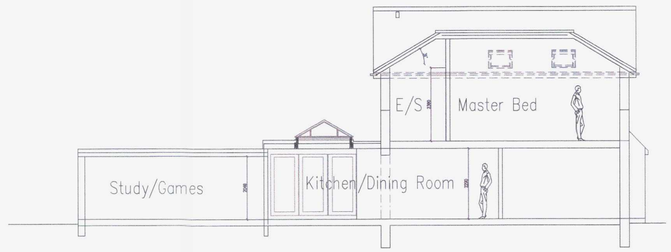

Proposed SECTION A-A

1m 2m 3m 4m 5m 6m 7m 8m 9m 10m
1:100 Scale Bar

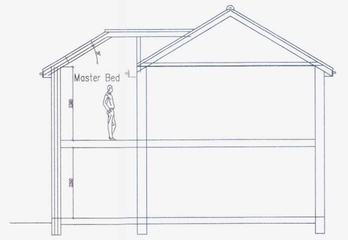

Proposed SECTION B-B

1m 2m 3m 4m 5m 6m 7m 8m 9m 10m
1:100 Scale Bar

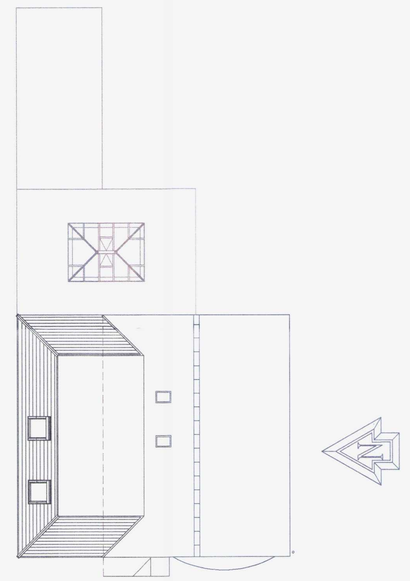

Proposed Roof Plan

1m 2m 3m 4m 5m 6m 7m 8m 9m 10m
1:100 Scale Bar

PLANNING DRAWINGS ONLY

DO NOT SCALE FROM THIS DRAWING EXCEPT FOR PLANNING AS PHOTOCOPIES WILL BE SUBJECT TO DISTORTION
DRAWINGS TO BE READ IN CONJUCTION WITH ALL OTHER ARCHITECTS & STRUCTURAL ENGINEER'S CONTRACT DRAWINGS & SPECIFICATIONS.
ANY DISCREPANCIES MUST BE BROUGHT TO THE ATTENTION OF THE ARCHITECT IMMEDIATELY.
THE CONTRACTOR MUST VERIFY ALL DIMENSIONS BY SITE MEASUREMENT BEFORE ORDERING MATERIALS OR MANUFACTURING COMPONENTS.
SUBSTITUTE MATERIALS & PRODUCTS TO THOSE NAMED WILL BE ACCEPTABLE IF PROVEN TO BE OF EQUAL OR HIGHER PERFORMANCE AND NOT IN CONFLICT WITH OTHER ELEMENTS.

Project:
Proposed
Extension
& Alterations At:
13 Fishermans Walk
Shoreham By Sea
West Sussex
BN43 5LW

Drawing title:
Plans & Elevations As Proposed

Client:
Craig Plant

© Copyright of:
Architectural & Planning Services
15 West Street
Shoreham By Sea
West Sussex
BN43 5WF
BJW
01273 441009
07856899101
e-mail: benw@bjwarchitectural.co.uk
website: bjwarchitectural.co.uk

Scale: 1:50 1:100
Paper size: A1
Date: 14.9.2015
Drawn: BJW
Drg. No. 02
Rev'n B

Note: All dimensions to be checked on site