

Existing South Elevation / Section
Scale: 1:100

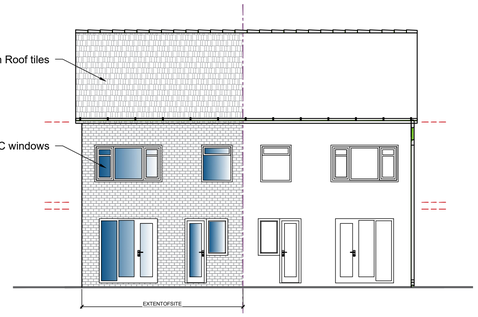

Existing West Elevation
Scale: 1:100

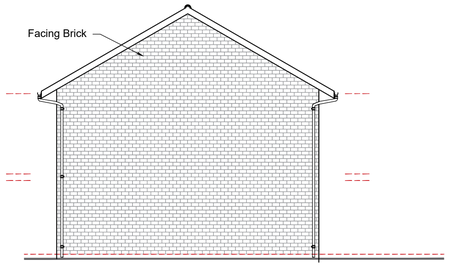

Existing North Elevation
Scale: 1:100

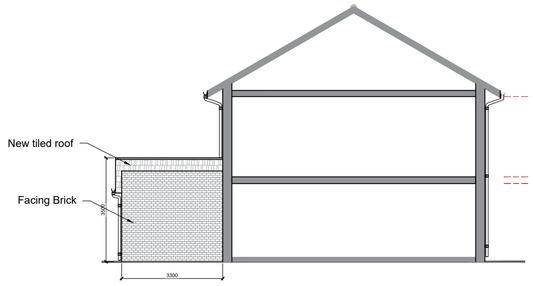

Proposed South Elevation / Section
Scale: 1:100



Proposed West Elevation
Scale: 1:100

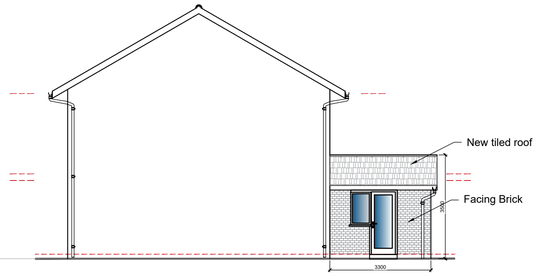

Proposed North Elevation
Scale: 1:100

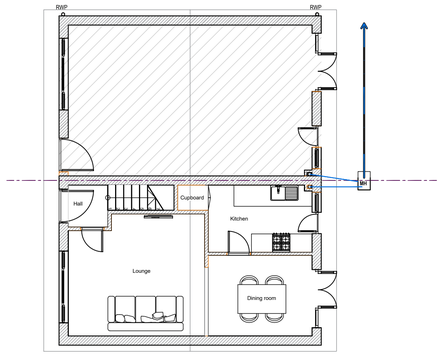

Existing Ground Floor Plan
Scale: 1:100

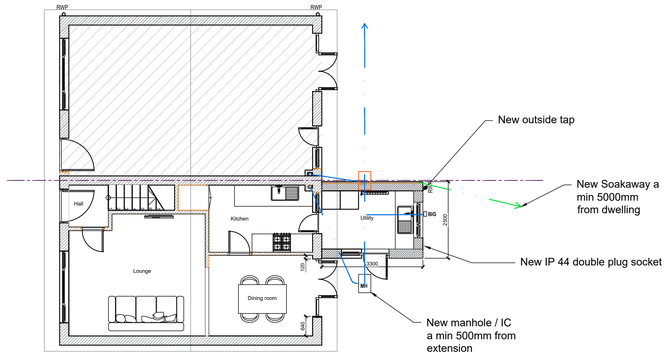

Proposed Ground Floor Plan
Scale: 1:100



Location Plan
Scale: 1:1250

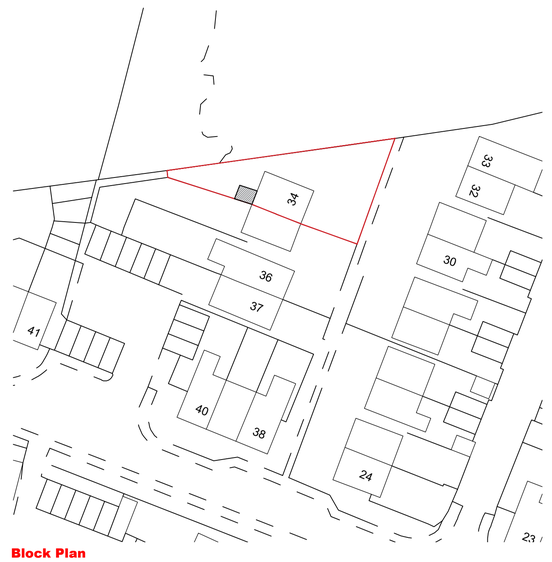

Block Plan
Scale: 1:500

FOR APPROVAL

NOTE:

This drawing is to be read in conjunction with the Construction Notes and Structural Engineer's details.

The Contractor is responsible for all setting out and must check levels and dimensions on site before ordering materials or commencing work.

Refer to written dimensions only. Do not scale from drawings, except for the purposes of Planning assessment.

The Architect is to be immediately notified of any omissions or discrepancies.

Building work should not commence until all statutory approvals have been granted, i.e. Planning, Building Control, etc.

If a public sewer is discovered, consent to 'Build-over/Close-to' may be required from the Water Authority.

PARTY WALLS:

Work to Party Walls (including insertion of flashings, beam bearings, etc) are subject to Party Wall agreements with neighbours and are to be arranged by the Client in accordance with the Party Wall Act (i.e. Providing two months written notice)

Below ground drainage - Surface Water
Below ground drainage - Foul Water
Discharge pipes
Existing structure
Proposed structure
Removed structure
Section line

Revision	Date:	Details:	Initials:
B	18/12/2020	Client Amendments	DLS
A	15/12/2020	Client Amendments	DLS

These drawings and designs are the property of Shear Architectural Design Ltd and must not be copied, retained, or used without prior written consent. © Copyright

CREATE INSPIRE ENHANCE

SHEAR ARCHITECTURAL DESIGN

2 Saffron Close
Shoreham by Sea
West Sussex
BN43 6JF

07881 656512
info@sheararchitecturaldesign.co.uk
www.sheararchitecturaldesign.co.uk

PROJECT:
34 The Paddocks,
Lancing
West Sussex
BN15 8DW

DRAWING TITLE:
Rear Utility Room

NORTH

DATE: 01/12/2020
SCALE: Various
DRAWN: DS
CHECKED: -
SHEET OF

PROJECT NUMBER:	DRAWING NUMBER:	REVISION:
20/107	Sk1	B

METERS @ 1:50 | METERS @ 1:100 | METERS @ 1:200 | METERS @ 1:500 | METERS @ 1:1250