PROPOSED ELEVATIONS 1:100

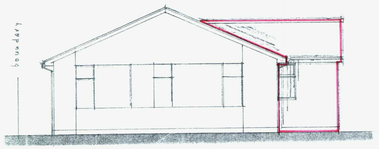

FRONT

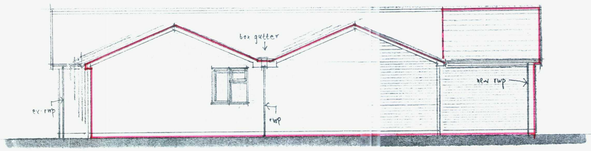

SIDE



REAR

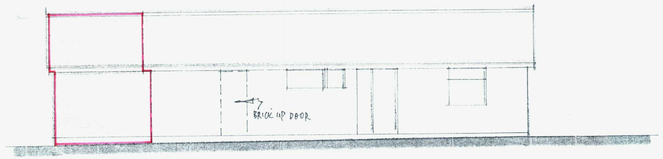

SIDE

SCHEDULE OF FINISHES

ELEVATIONS	-	face brickwork to match existing
WINDOWS/DOORS	-	white upvc & double glazed, velux to front
ROOF	-	interlocking roof tile to match existing
EAVES	-	white PVCu plastic soffit and fascias
R/W GOODS		black PVCu half round guttering with 63mm diameter downpipes

THE CONTRACTOR IS TO PROVIDE SAMPLES FOR APPROVAL BY THE CLIENT AND THE LOCAL PLANNING AUTHORITY WHERE REQUIRED.

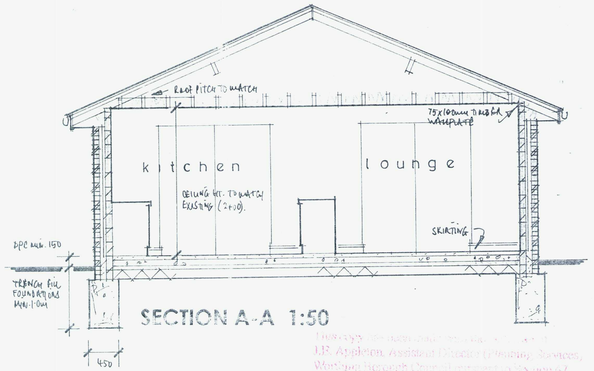

SECTION A-A 1:50

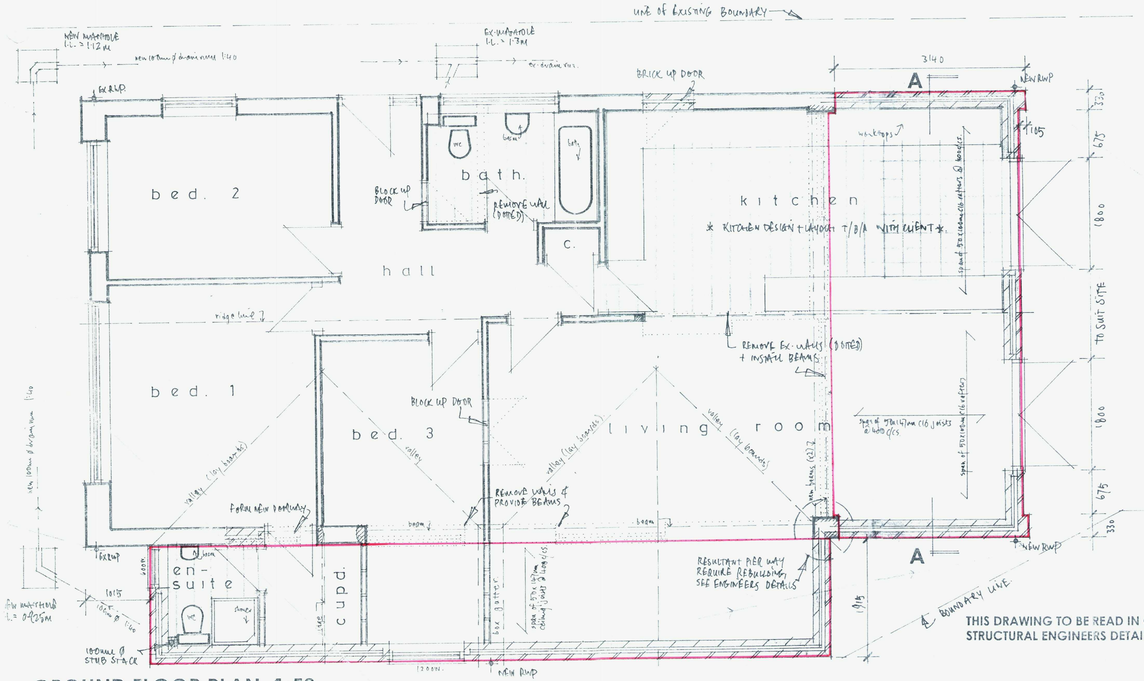

GROUND FLOOR PLAN 1:50

TO NEW SOAKAWAY MIN. 5m FROM BUILDING.

BOUNDARY

THIS DRAWING TO BE READ IN CONJUNCTION WITH STRUCTURAL ENGINEERS DETAILS & CALCULATIONS

P. COPY

13/2/08

08 0148/FUL

Figured dimensions to take precedence over scaled dimensions. The contractor is to verify all dimensions on site before commencing any works.

Any discrepancies whatsoever to be brought to the attention of the client immediately.

The copyright of this drawing is reserved and the drawing must not be disclosed without authority.

WORTHING BOROUGH COUNCIL
25 MAR 2008
CONSENT GRANTED

Project

4 CRADDOCK PLACE, WORTHING

Proposed side & rear extensions

Client: Ms Schofield

Drawing no. WT/CP/01

Scale AS SHOWN | Date JAN. 2008

Drawn by WG

WAYNE GANDER MCIAT
Chartered Architectural Technologist
98 Durrington Lane
WORTHING
West Sussex
BN13 2RQ
Tel/Fax 01903 694817
Email - wayne@wgander.freeserve.co.uk