Planning Services, Adur District Council

Civic Centre,
Ham Road,
Shoreham-by-Sea,
West Sussex,
BN43 6PR

Tel : (01273) 263222 (calls may be recorded).
website : www.adur.gov.uk
e-mail : developmentcontrol@adur.gov.uk

ADUR DISTRICT COUNCIL

PLANNING L...
PLAN Ar06169108
DATE RECEIVED 20 MAR 2008

Householder Application for Planning Permission for works or extension to a dwelling. Town and Country Planning Act 1990

Publication of planning applications on council web sites
Please note that with the exception of applicant contact details and Certificates of Ownership, the information provided on this application form and in supporting documents may be published on the council's website.
If any other information that is provided as part of the application which falls within the definition of personal data under the Data Protection Act and is not to be published on the council's website, please contact the council's planning department.

1. Applicant Name, Address and Contact Details

Title: Mr First name: Ian Surname: Lidbetter

Company name

Street address: 13 Shirley Close

Town/City: Shoreham by Sea

County: West Sussex

Country: United Kingdom

Postcode: BN43 6YH

	Country Code	National Number	Extension Number
Telephone number:	[redacted]	[redacted]	
Mobile number:		[redacted]	
Fax number:			

Email address: joseph@architecturalplan.co.uk

Are you an agent acting on behalf of the applicant? (●) Yes ( ) No

2. Agent Name, Address and Contact Details

Title: Mr First Name: Joseph Surname: Quao

Company name: Architectural Plans Limited

Street address: 123
Shirley drive

Town/City: Hove

County: East Sussex

Country: United Kingdom

Postcode: BN3 6UJ

	Country Code	National Number	Extension Number
Telephone number:	01273	330440	
Mobile number:		07915697113	
Fax number:			

Email address: joseph@architecturalplan.co.uk

3. Description of Proposed Works

Please describe the proposed works:
Loft conversion with dormer to rear

Has the work already been started without planning permission? ( ) Yes (●) No

4. Site Address Details

Full postal address of the site (including full postcode where available)

House: 13 Suffix:

House name:

Street address: Shirley Close

Town/City: SHOREHAM-BY-SEA

County: West Sussex

Postcode: BN43 6YH

Description of location or a grid reference
(must be completed if postcode is not known):

Easting: 523536

Northing: 105705

Description:

5. Pedestrian and Vehicle Access, Roads and Rights of Way

Is a new or altered vehicle access proposed to or from the public highway? ○ Yes ◉ No

Is a new or altered pedestrian access proposed to or from the public highway? ○ Yes ◉ No

Do the proposals require any diversions, extinguishment and/or creation of public rights of way? ○ Yes ◉ No

6. Pre-application Advice

Has assistance or prior advice been sought from the local authority about this application? ○ Yes ◉ No

7. Trees and Hedges

Are there any trees or hedges on your own property or on adjoining properties which are within falling distance of your boundary? ○ Yes ◉ No

Will any trees or hedges need to be removed or pruned in order to carry out your proposal? ○ Yes ◉ No

8. Parking

Will the proposed works affect existing car parking arrangements? ○ Yes ◉ No

9. Council Employee / Member

Is the applicant or agent related to any member of staff or elected member of the council? ○ Yes ◉ No

10. Site Visit

Can the site be seen from a public road, public footpath, bridleway or other public land? ○ Yes ◉ No

If the planning authority needs to make an appointment to carry out a site visit, whom should they contact? (Please select only one)

◉ The agent ○ The applicant ○ Other person

11. Materials

Please state what materials (including type, colour and name) are to be used externally (if applicable):

Walls - description:

Description of *existing* materials and finishes:

50x 100 stud walls

Description of *proposed* materials and finishes:

50 x 100 studs at 400c/c fixed to 50 x 100 head and sole plates, cavities filled with 75mm celotex insulation with 9.5mm plasterboard and skim finish. Pitched roof slopes which are ventilated to utilise 90mm celotex tuff-R GA3000 insulation cut between rafters and 45mm celotex tuff-R GA3000 beneath rafters. Pitched roof slopes which are unventilated to utilise 90mm celotex tuff-R GA3000 cut between rafters and 35mm
celotex tuff-R GA3000 beneath rafters. Battons to be fixed to rafters to maintain 50mm air gap above insulation with 9.5mm plasterboard and skin internally. Internal walls 50 x 75 studs at 400c/c fixed to 50x75 head and sole plates with 9.5mm plasterboard and skim finish staircase enclosure 12.5mm plasterboard and skim both side (half hour fire resistence). A breathable membrane of Tyvek or similarly certified products are acceptable to Building Control and may be utilised as an alternative to providing a 50mm air gap for ventilation of pitched roof sections.

11. Materials (continued)

Roof - description:

Description of *existing* materials and finishes:

Tiled roof

Description of *proposed* materials and finishes:

Dormer Roof:
Silver solar reflective paint on 3 layers of roofing felt to BS 747 (top layer ht 180) hot bedded and laid to CP144 on 18mm exterior plywood on tapered firings (1:40 fall) on softwood joists to size specified on drawings. For Cold Deck construction, cavities to be filled with either 130mm celotex between joits or 100mm celotex between joists and 20mm celotex beneath joists. 9.5mm foil backed plasterboard, UPVC fascia all around with 100mm gutter set to fall to 65mm down pipe. 25mm insect proof air gap all around fascia to promote cross ventilation to flat roof. 5mm Air gap to ridge. Warm deck roof construction may be used which will remove the requirement for cross ventilation. If a Warm Deck contruction is utilised then 80mm of celotex is required. Other insulation products are acceptable and may be used as long as the correct thickness is utilised, and the product holds relevant certification for building control purposes. For pitched roofs TRI ISO Super 10 to be applied in conjunction with 50mm celotex tuff-R GA3000 between rafters whilst still maintaining a 50mm air gap where appropriate. Both pitched roof and flat roof constructions require cross battons and all foil joints to be overlapped by 100mm and taped.

Windows - description:

Description of *existing* materials and finishes:

all windows are double glazed

Description of *proposed* materials and finishes:

Velux Roof Windows:
All velux windows to be double glazed low energy and fitted to manufacturers instructions, trimmed both side with doubled up rafters providing top and bottom trimmers, escape velux (GPL 308) 500 x 850mm clear when open, set 1.7 mtrs max from eaves with cill height between 600-1100mm off floor level.

Doors - description:

Description of *existing* materials and finishes:

Existing doors finished in oak

Description of *proposed* materials and finishes:

Fire doors to new habitable rooms within the loft to be fitted with 3 x four inch steel butt hinges, if client requires brass or chrome hinges then these must be 30 minute fire rated and marked with a CE stamp and BS EN mark. Other doors to be upgraded âs directed by the Building Control Officer including glazing to and above doors which should plasterboarded over and beaded out. If fire rated glass is to be utilised, then this must achieve 30 minutes fire resistance and be set in intumescent putty with hardwood beadings.

Boundary treatments - description:

Description of *existing* materials and finishes:

Fence

Description of *proposed* materials and finishes:

Lighting - add description

Description of *existing* materials and finishes:

Description of *proposed* materials and finishes:

All new electrical installation work shall be certified by a competent person as defined by Approved Decoument P (Electrical Safety) and a completed installation certificate shall be submitted to Building Control on completion of work. 1 in 4 new light bulbs to be energy efficient, other light bulbs within the property may be upgraded to energy efficient bulbs to achieve this as an alternative

Are you supplying additional information on submitted plan(s)/drawing(s)/design and access statement? ○ Yes ◉ No

12. Certificates (Certificate A)

Certificate of Ownership - Certificate A

Town and Country Planning (General Development Procedure) Order 1995 Certificate under Article 7

I certify/The applicant certifies that on the day 21 days before the date of this application nobody except myself/ the applicant was the owner (owner is a person with a freehold interest or leasehold interest with at least 7 years left to run) of any part of the land or building to which the application relates.

Title: Mr First name: Joseph Surname: Quao

Person role: Agent Declaration date: 17/03/2008 ☒ Declaration made

12. Certificates (Agricultural Holdings Certificate)

Agricultural Holding Certificate

Town and Country Planning (General Development Procedure) Order 1995 Certificate under Article 7

Agricultural Land Declaration - You Must Select Either A or B

(A) None of the land to which the application relates is, or is part of an agricultural holding. ◉

(B) I have/The applicant has given the requisite notice to every person other than myself/the applicant who, on the day 21 days before the date of this application, was a tenant of an agricultural holding on all or part of the land to which this application relates, as listed below: ○

Title: Mr First Name: Joseph Surname: Quao

Person role: Agent Declaration date: 17/03/2008 ☒ Declaration Made

13. Declaration

I/we hereby apply for planning permission/consent as described in this form and the accompanying plans/drawings and additional information. ☒

Date 17/03/2008



Crown Copyright. All rights reserved. Licence number 100037570

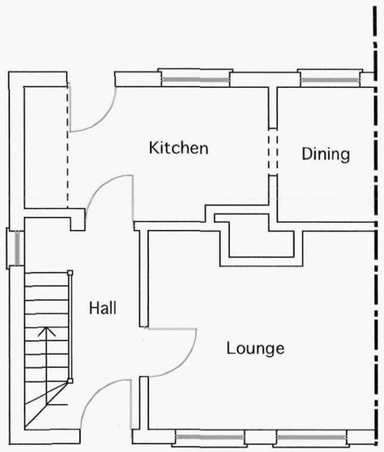

Ground Floor Plan

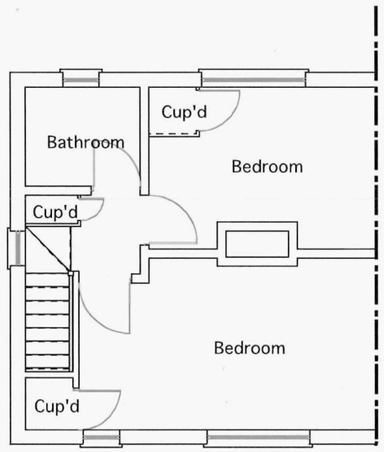

First Floor Plan



Proposed First Floor Plan

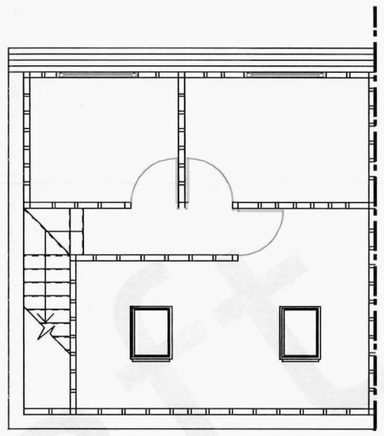

Proposed Loft Plan

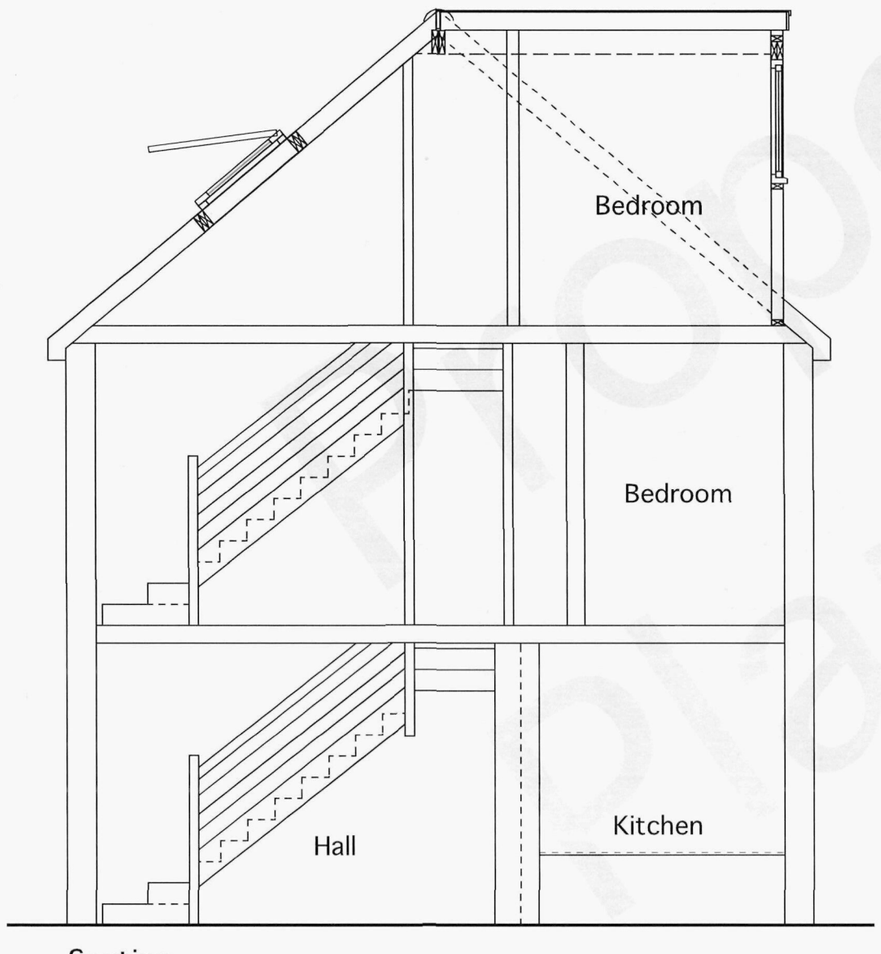

Section



Proposed Front Elevation

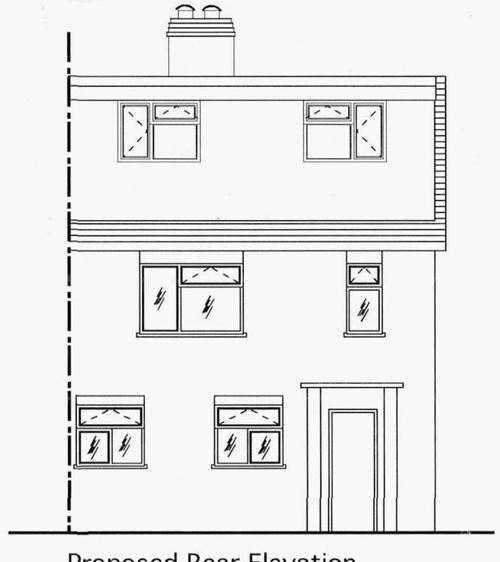

Proposed Rear Elevation

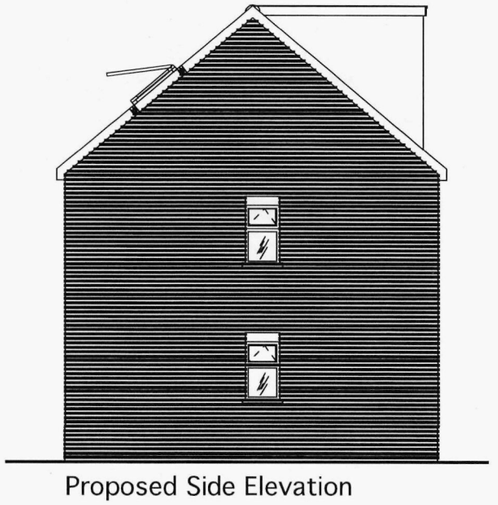

Proposed Side Elevation

DUR DISTRICT COUNCIL
PLANNING
PLAN No. A06/0168
DATE RECEIVED 28 MAR 2008

Proposed Loft Conversion with Dormer to Rear. Mr Lidbetter. 13 Shirley Close, Shoreham