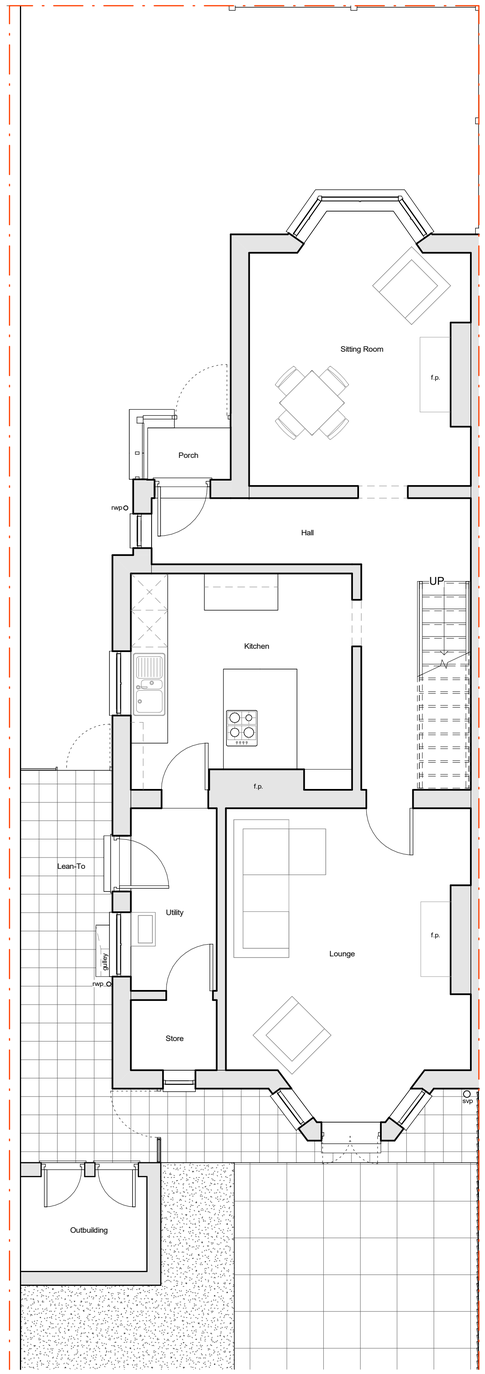


1 2000 EXISTING GF
Scale: 1 : 50

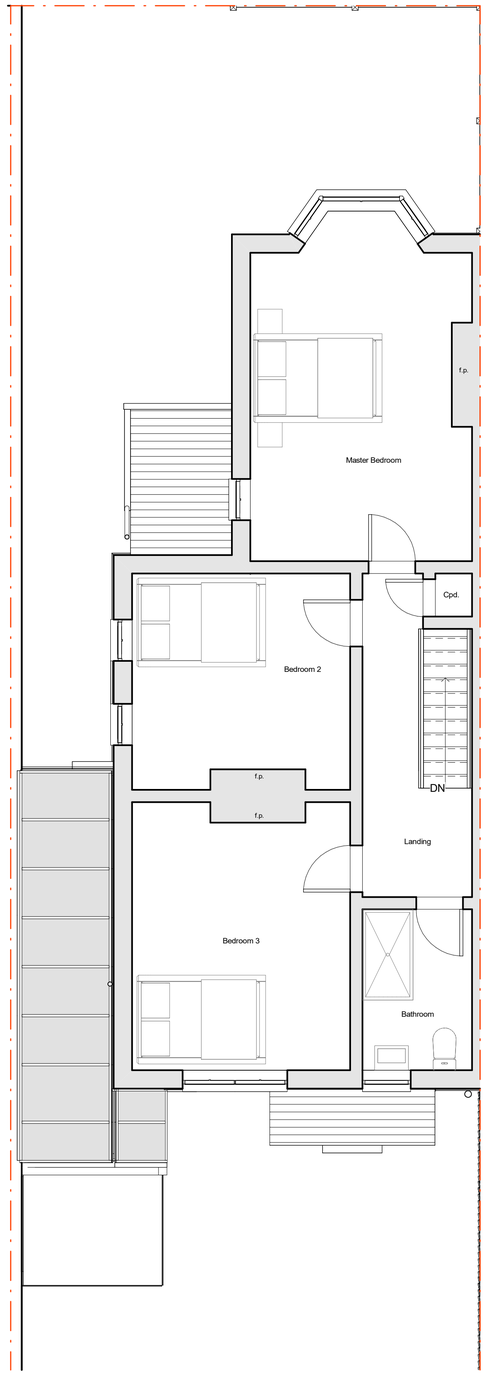


2 2000 EXISTING 1ST
Scale: 1 : 50

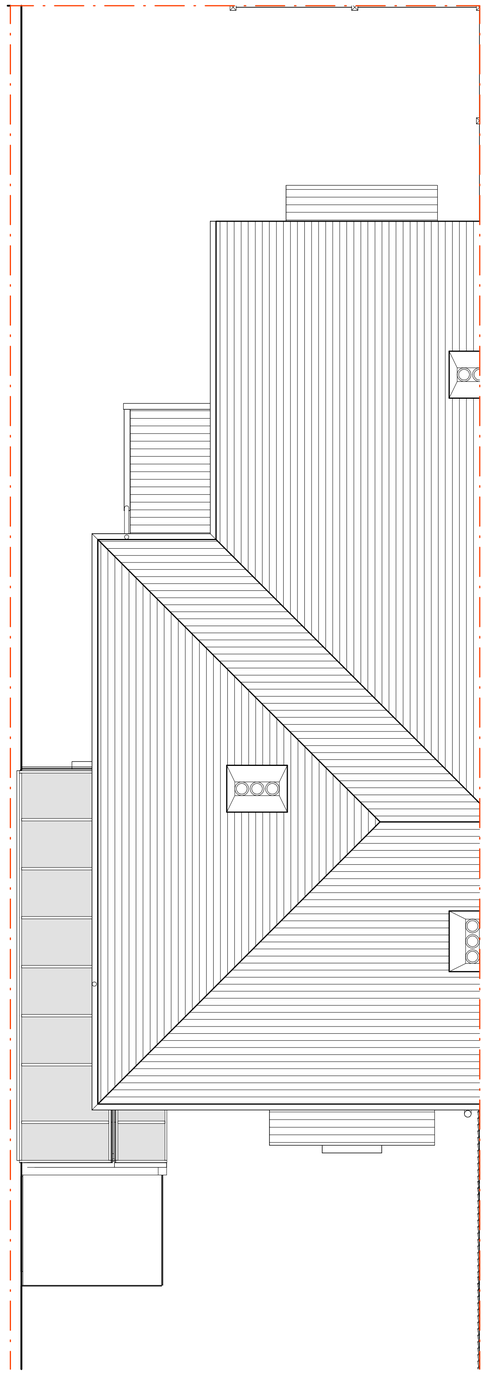

3 2000 EXISTING RF
Scale: 1 : 50

**Notes**

- All dimensions must be checked on site and not scaled from this drawing, apart from the local authority. Site dimensions taken from licensed Ordnance Survey data.

- Any works commencing on site prior to obtaining full planning and building regulation approval including full condition discharge, is entirely at the client's / contractor's risk. The contractor is responsible for taking and checking all levels and dimensions prior to ordering materials and starting work on site. Any discrepancies are to be reported to OM Architectural Design prior to commencing any works.

- All building work is to be carried out in accordance with building regulations and to the satisfaction of the local authority and as such additional unforeseen building works may be required on site.

- These drawings do not constitute full working drawings. All drawings are copyright of OM Architectural Design and may not be copied or reproduced by any third party without prior written consent.

N

1:50 SCALE BAR

0m 1m 2m 3m 4m 5m

| Rev | Date | Notes | Drwn | Chkd |
|---|---|---|---|---|
| 00 | Mar '23 | Lawful development certificate | SB | OM |

OM Architectural Design

Works House, Station Road, Angmering, BN16 3AA
Tel: 07590 508302
E-mail: info@olivermcgowan.co.uk

Project
King Edward Avenue

Drawing
Existing Plans

| Job Ref: | DWG No: | Revision: |
|---|---|---|
| BCL | 2000 | 00 |

| Scale(s): | Size: | Date: | Drwn: | Chkd: |
|---|---|---|---|---|
| 1 : 50 | A1 | Mar. '22 | SB | SB |

Status:
L.D.C.