From: Gavin Humphrey
Sent: 31 October 2018 11:03
To: 'Dawn Ayres'
Subject: RE: AWDM/1444/18 32 The Meadway
Attachments: 18-162-02-A-Existing and Proposed.pdf

Flag Status: Flagged

Dear Dawn,

Further to our telephone conversation, please find attached revised plans. I trust that these are now acceptable and that you can accept them in place of the previous plans.

If you have any questions please do not hesitate to contact me.

Kind regards,

Gavin

Gavin Humphrey B.Sc, B.Arch, RIBA, ARB

Colin & Gavin Humphrey
Chartered Architects

Priory Barn, The Street, Wilmington, Polegate, E. Sussex, BN26 5SL
T: 01323 870764,
M: 07479 462646

Privacy and Confidentiality Notice: This e-mail and any attachments are confidential and is intended only for the person to whom it is addressed. As it may contain confidential or privileged information. If you are not the named recipient, you are requested to either telephone 01323 870764 or e-mail the sender immediately to report the fact that it has reached you. You are also requested to delete this e-mail message and any attachments from your computer system. The contents of this e-mail and attachments should not be disclosed to any other person, nor should copies be made.
Although we have taken steps to ensure that this e-mail message and any attachments are virus free, we can take no responsibility if a virus is actually present. We advise you to carry out your own virus check.

From: Dawn Ayres [mailto:dawn.ayres@adur-worthing.gov.uk]
Sent: 31 October 2018 09:48
To: gavin_humphrey@yahoo.com
Subject: AWDM/1444/18 32 The Meadway

Mr Humphrey

I am the Officer dealing with your Lawful Development application for the above application.

Looking at the section and side elevations, I believe the eaves height is higher than that of the original bungalow and therefore this proposal (as set out in your plans) would not be Permitted Development, please see the screen shot below.

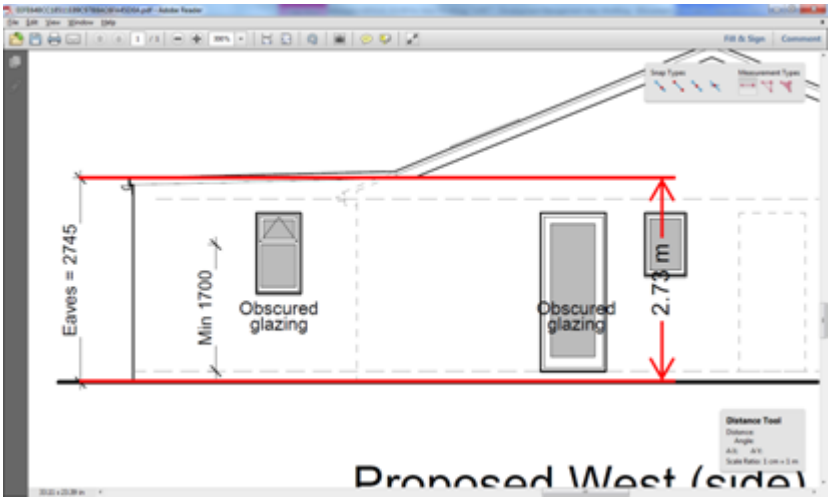

Unfortunately this application will therefore need to be refused, please advise how you wish to proceed.

Regards

Dawn Ayres
Technician, Adur & Worthing Councils
Phone: 01903221391
Email: dawn.ayres@adur-worthing.gov.uk
Website: www.adur-worthinggov.uk
Address: Planning Services, Portland House
44 Richmond Road
Worthing
West Sussex
BN11 1HS

This email and any attachments are confidential and intended solely for the persons addressed. If it has come to you in error please send it back to us, and immediately and permanently delete it. Do not use, copy or disclose the information contained in this message or in any attachment. Whilst every care has been taken to check this e-mail for viruses, it is your responsibility to carry out checks upon receipt.

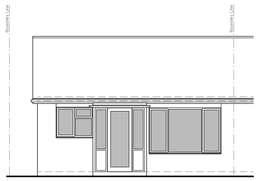

Existing South (front) Elevation
Scale 1:100 at A1

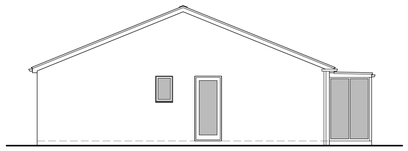

Existing West (side) Elevation
Scale 1:100 at A1

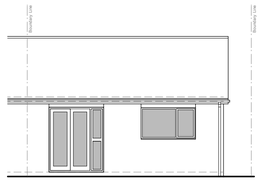

Existing North (rear) Elevation
Scale 1:100 at A1

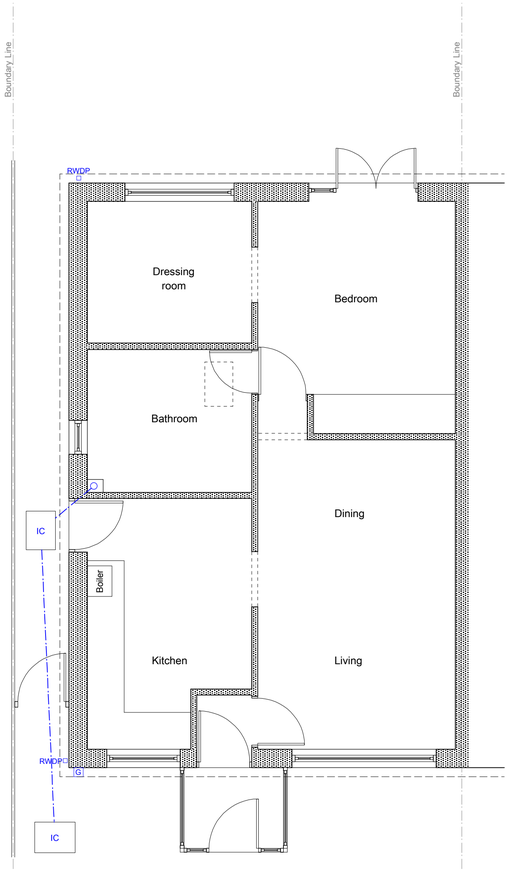

Existing Ground Floor Plan
Scale 1:50 at A1

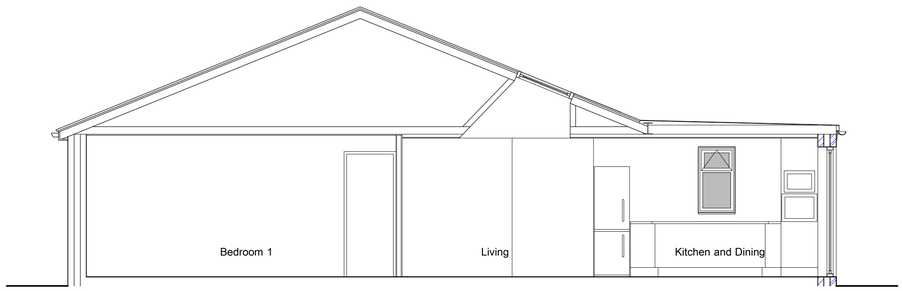

Proposed Section A - A
Scale 1:50 at A1

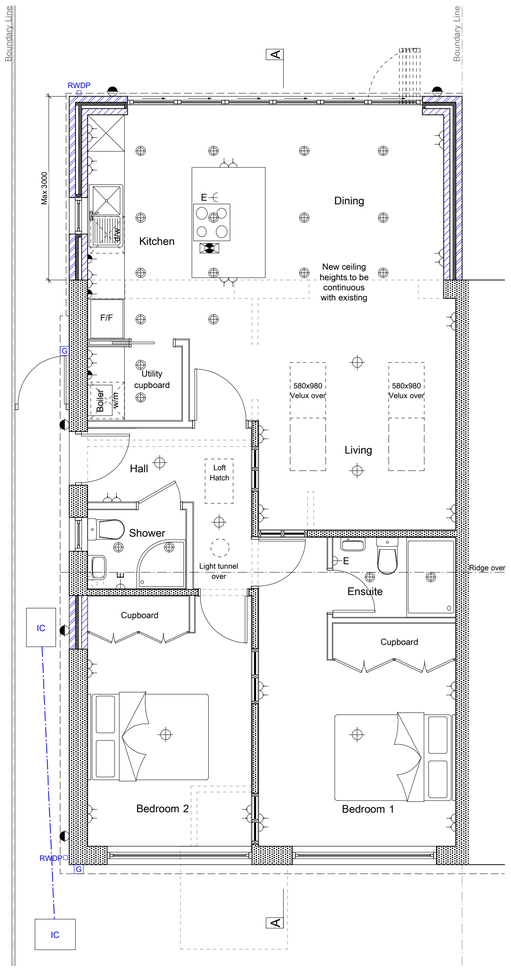

Proposed Ground Floor Plan
Scale 1:50 at A1

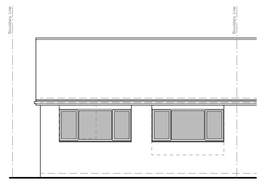

Proposed South (front) Elevation
Scale 1:100 at A1

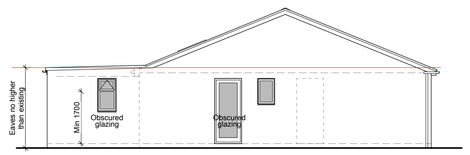

Proposed West (side) Elevation
Scale 1:100 at A1

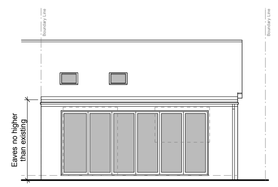

Proposed North (rear) Elevation
Scale 1:100 at A1

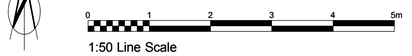

KEY:

- IC — Inspection chamber
- HW — Hot water tank
- C — Carbon monoxide detector and alarm
- H — Mains interconnected heat detector with battery back up
- S — Mains interconnected smoke detector with battery back up
- V — Mechanical ventilation
- Radiator/towel rail
- RWDP — 68mm rain water down pipe
- SVP — 100mm soil and vent pipe
- VP — 75mm vent pipe
- AAV — Air Admittance Valve
- FD30SC — Self closing 30 min resisting fire door
- Removed element
- Stuctural element
- Drainage
- Low energy pendant light fitting
- Low energy downlighters
- E — Single switched fused spur for extract fan at 2200mm above FFL
- Double electric socket
- Single electric socket under counter
- Cooker switch
- External light

Notes:
All sockets 600mm to bottom of plate above FFL
All light switches etc 1200mm to top of plate above FFL
Utility sockets to be one tile above worktop to the u/s plate
All sockets within reach of sink to be under counter and 600mm above FFL

Exact positions and quantities of lights and sockets to be agreed on site with client prior to installation

No.	Date	Description of revision
A	31/10/2018	Reduced proposed eaves height

Colin & Gavin Humphrey Chartered Architects ©
Priory Barn, Wilmington, Polegate, E.Sussex, BN26 5SL
T: 01323 870764 E: gavin_humphrey@yahoo.com

Client: Ms Niki Cuthell	Drawing number: 18-162-02
Drawing: Existing and proposed plan and elevations	Revision: A
Project: Rear extension and remodeling: 32 The Meadway, Shoreham, BN43 5RP	Scale: 1:50 at A1
	Date: 17/09/2018
	Drawn: G Humphrey

The Contractor is responsible for checking all dimensions on site before work commences, and/or preparation of any shop drawings and report any discrepancies, errors or omissions to the Architect immediately.
This drawing must be read in conjunction with other relevant drawings, specificarions and details. Do not scale from drawing.
The design and drawing is the Architect's Copyright and shall not be reproduced nor used in whole or in part without the Architect's written permission.