

Existing East Elevation
Scale: 1:100

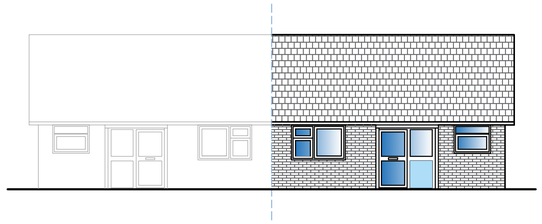

Existing North Elevation
Scale: 1:100

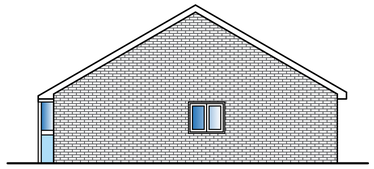

Existing West Elevation
Scale: 1:100

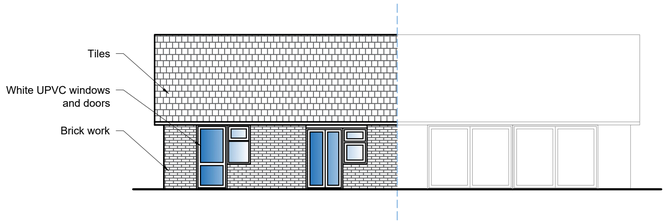

Existing South Elevation
Scale: 1:100

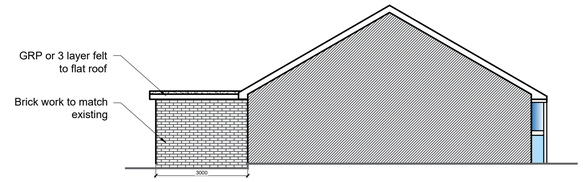

Proposed East Elevation
Scale: 1:100

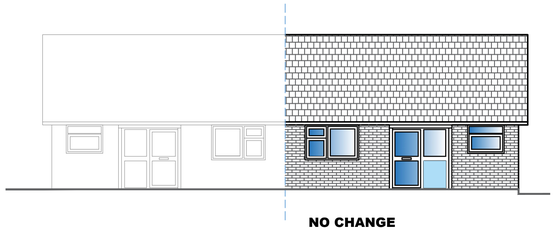

NO CHANGE
Proposed North Elevation
Scale: 1:100

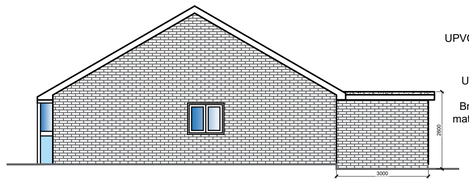

Proposed West Elevation
Scale: 1:100

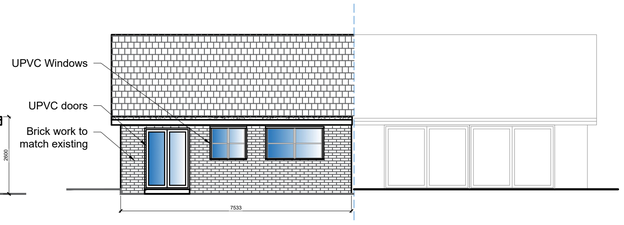

Proposed South Elevation
Scale: 1:100

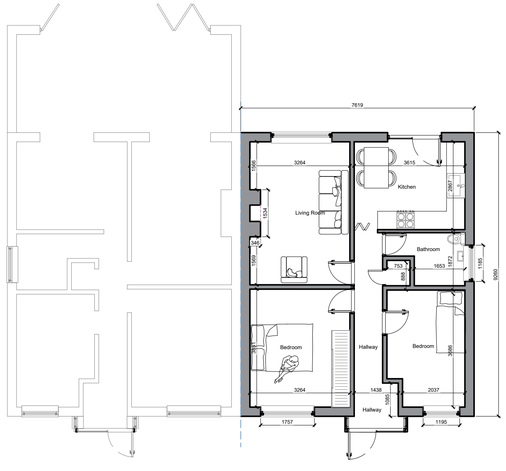

Existing Ground Floor Plan
Scale: 1:100

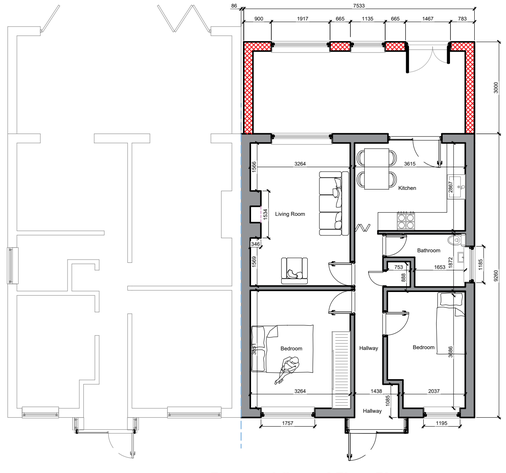

Proposed Ground Floor Plan
Scale: 1:100

SITE PHOTOS







Location Plan
Scale: 1:1250

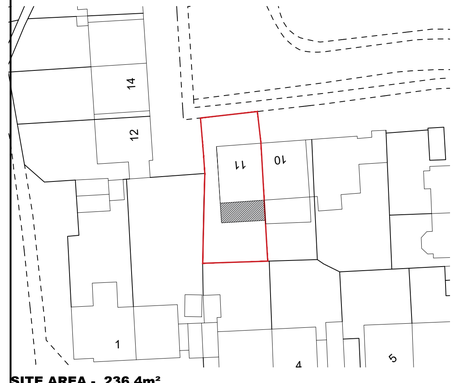

SITE AREA - 236.4m²
Block Plan
Scale: 1:500

FOR APPROVAL

NOTE:

This drawing is to be read in conjunction with the Construction Notes and Structural Engineer's details.

The Contractor is responsible for all setting out and must check levels and dimensions on site before ordering materials or commencing work.

Refer to written dimensions only. Do not scale from drawings, except for the purposes of Planning assessment.

The Architect is to be immediately notified of any omissions or discrepancies.

Building work should not commence until all statutory approvals have been granted, i.e. Planning, Building Control, etc.

If a public sewer is discovered, consent to 'Build-over/Close-to' may be required from the Water Authority.

PARTY WALLS:

Work to Party Walls (including insertion of flashings, beam bearings, etc) are subject to Party Wall agreements with neighbours and are to be arranged by the Client in accordance with the Party Wall Act (i.e. Providing two months written notice)

Direction of Joists

Below ground drainage - Surface Water

Below ground drainage - Foul Water

Discharge pipes

Existing structure

Proposed structure

<1500mm Max Headroom

Insulation

Removed structure

Section line

Section line

FD30	30min Fire Doors
M.O.E.	Means of Escape
O.G.	Obscured Glazing

Revision	Date:	Details:	Initials:
A	00/01/2024	Client / Planning Amendments	DLS

These drawings and designs are the property of Shear Architectural Design Ltd and must not be copied, retained, or used without prior written consent. © Copyright

SHEAR ARCHITECTURAL
CREATE INSPIRE ENHANCE
Maritime House - 2nd Floor Echo 3 office
Basin Rd N,
Portslade,
Brighton
BN41 1WR
07881 656512
info@sheararchitecturaldesign.co.uk
www.sheararchitecturaldesign.co.uk

PROJECT:
11 Milton Close,
Lancing,
BN15 8BX
West Sussex

DRAWING TITLE:
Rear Extension

NORTH

DATE: 27/08/2024
SCALE: Various @ A1
DRAWN: DS
CHECKED: -
SHEET OF

24/056 PROJECT NUMBER:
PL1 DRAWING NUMBER:
REVISION:

METERS @ 1:50 | METERS @ 1:100 | METERS @ 1:200 | METERS @ 1:500 | METERS @ 1:1250