

Proposed Section AA

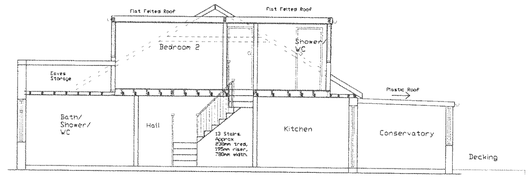

Proposed Section BB

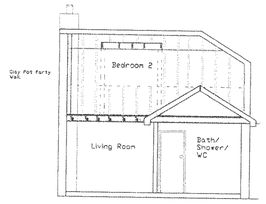

Proposed Section CC

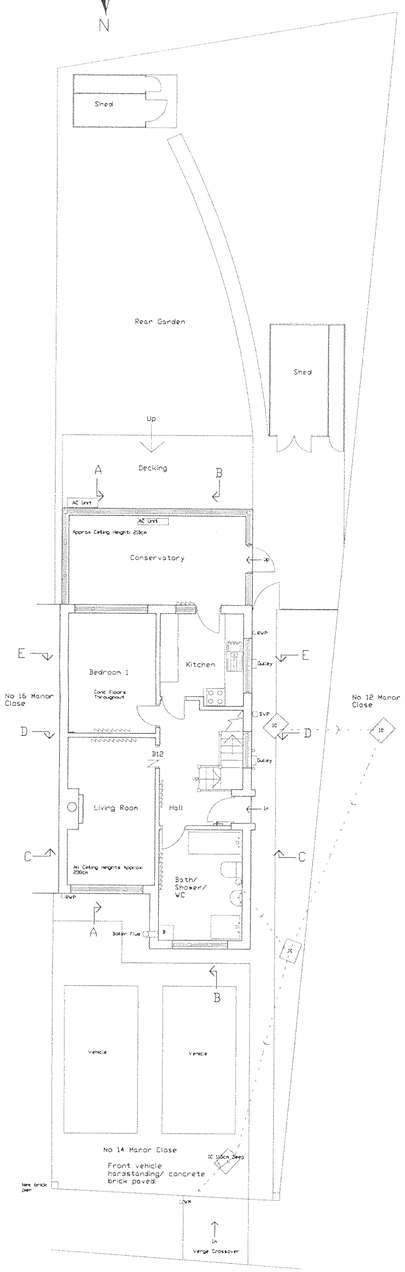

Proposed Ground Floor

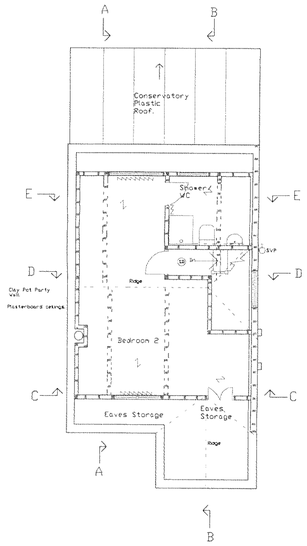

Proposed First Floor

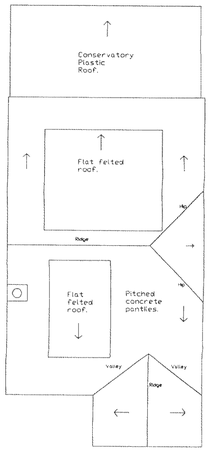

Proposed Roof Plan

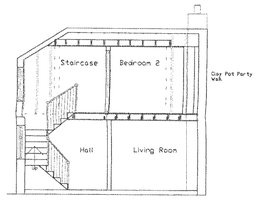

Proposed Section DD

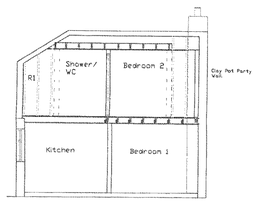

Proposed Section EE

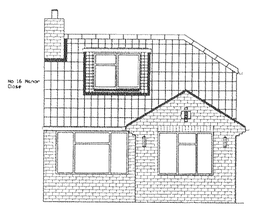

Proposed Front North Elevation



Proposed Rear South Elevation

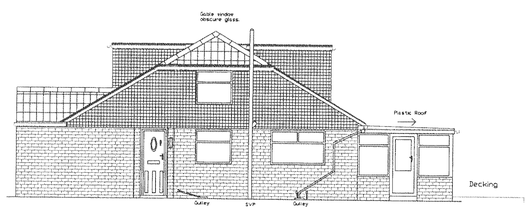

Proposed West Flank Elevation



Scale Bar (metres) 1:100

General Notes

1. Do not scale from these drawings. The contractor is to check all dimensions, levels and conditions on site and advise of any discrepancies prior to the commencement of any work on site. All details and dimensions relating to sub-contractors or suppliers' work must be affirmed with general contractor. All work is to be carried out in strict accordance with the relevant current British Standards and codes of practice. Materials and components are to be fixed in strict accordance with the manufacturers required instructions and recommendations and relevant body.

2. This drawing to be read in conjunction with associated drawings and specification clauses.

This Drawing is copyright

Client: Ms M. Brydges,
14 Manor Close,
Lancing,
West Sussex,
BN15 0QY.

Project: Loft conversion to create bedroom & shower room/ WC & formation of front vehicle hardstanding at:

14 Manor Close,
Lancing,
West Sussex,
BN15 0QY.

Scale	Date	Drawn
1:100 at A1	05/01/2010	Iain J Plant BSc (Hons)

Drawing No: 05/01/02 REV B: Proposed Floor Plans, Sections & Elevations.

3j's
Surveyors & Valuers Ltd
75 Church Road
Hove
East Sussex BN3 2BB
Tel: (01273) 773193
Fax: (01273) 773166
Email: threejsltd@btconnect.com
Website: 3jssurveyors.co.uk