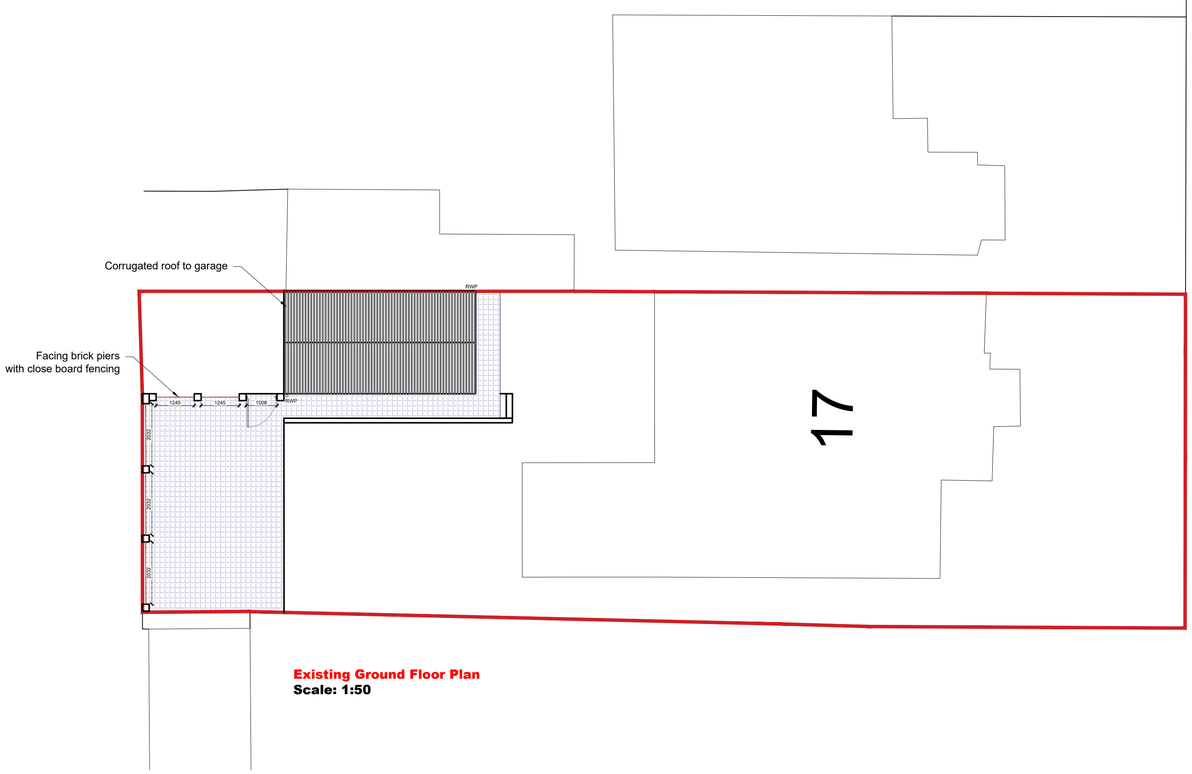

Existing Ground Floor Plan
Scale: 1:50

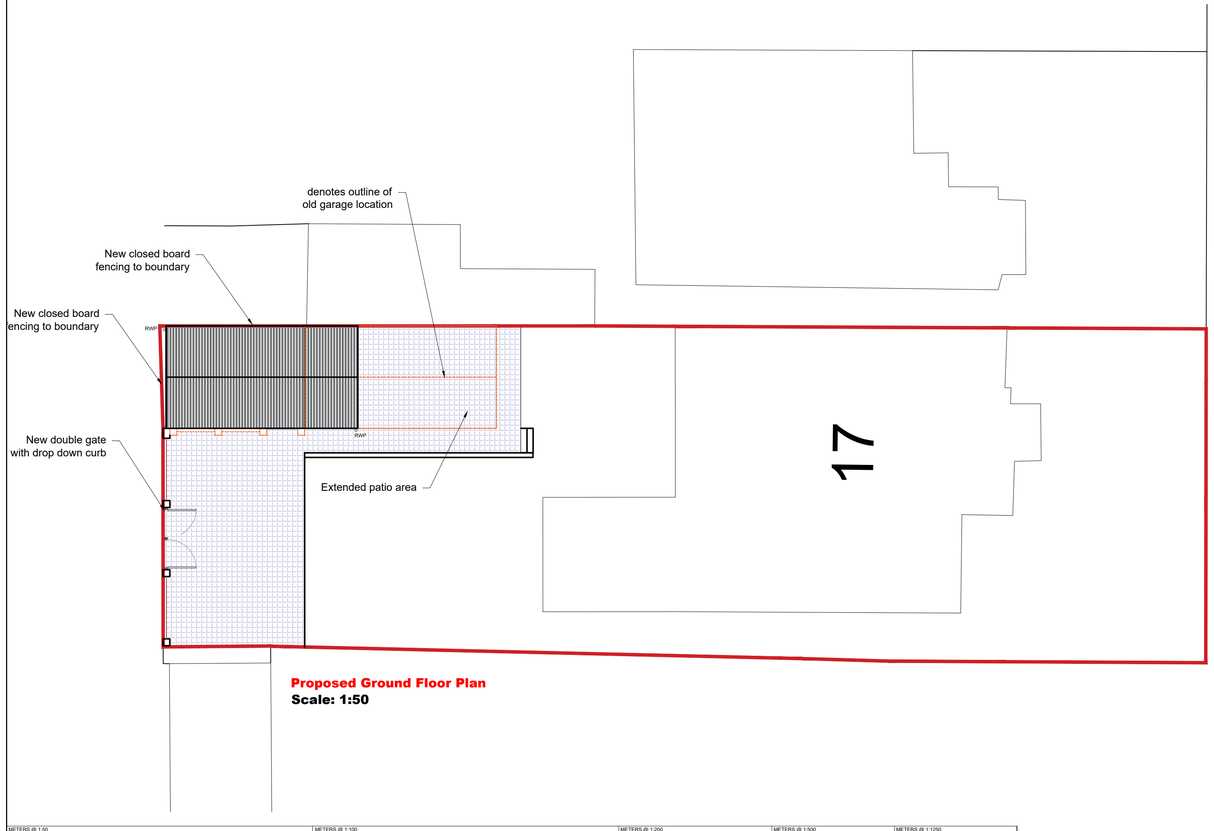

Proposed Ground Floor Plan
Scale: 1:50

METERS @ 1:50 | METERS @ 1:100 | METERS @ 1:200 | METERS @ 1:500 | METERS @ 1:1250

Garage to be moved



Looking North from Upper Boundstone Lane

Garage to be moved



Looking West from Upper Boundstone Lane

Showing existing out building built to rear boundary



Looking South down Upper Boundstone Lane



Looking at the garage from the East



Looking at the garage from the South



Looking at the garage from West

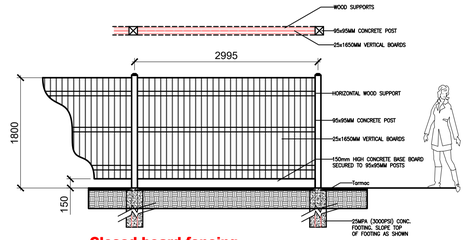

Closed board fencing
Scale: 1:50

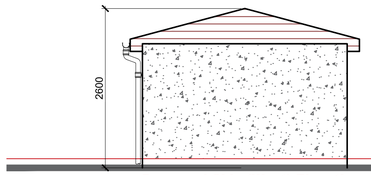

Proposed Side (West) Elevation
Scale: 1:50

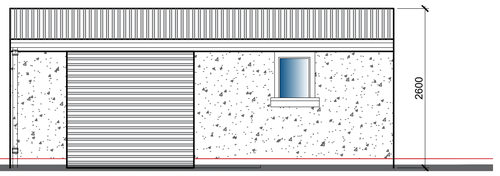

Proposed Side (South) Elevation
Scale: 1:50

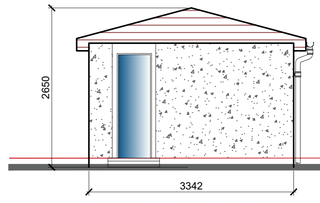

Proposed Front (East) Elevation
Scale: 1:50

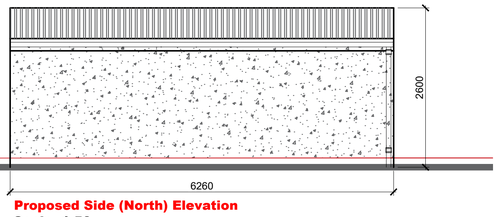

Proposed Side (North) Elevation
Scale: 1:50



Location Plan
Scale: 1:1250



Block Plan
Scale: 1:500

FOR APPROVAL

NOTE:

This drawing is to be read in conjunction with the Construction Notes and Structural Engineer's details.

The Contractor is responsible for all setting out and must check levels and dimensions on site before ordering materials or commencing work.

Refer to written dimensions only. Do not scale from drawings, except for the purposes of Planning assessment.

The Architect is to be immediately notified of any omissions or discrepancies.

Building work should not commence until all statutory approvals have been granted, i.e. Planning, Building Control, etc.

If a public sewer is discovered, consent to 'Build-over/Close-to' may be required from the Water Authority.

PARTY WALLS:

Work to Party Walls (including insertion of flashings, beam bearings, etc) are subject to Party Wall agreements with neighbours and are to be arranged by the Client in accordance with the Party Wall Act (i.e. Providing two months written notice)

Below ground drainage - Surface Water
Below ground drainage - Foul Water
Discharge pipes
Existing structure
Proposed structure
Removed structure
Section line

Revision	Date:	Details:	Initials:
X	XX/XX/XX	Amendments	XX

These drawings and designs are the property of Shear Architectural Design Ltd and must not be copied, retained, or used without prior written consent. © Copyright

SHEAR ARCHITECTURAL
CREATE INSPIRE ENHANCE

Unit 6 Riverside Business Centre,
Brighton Road,
Shoreham-by-Sea
BN43 6RE

07881 656512
info@sheararchitecturaldesign.co.uk
www.sheararchitecturaldesign.co.uk

PROJECT:
17 Lynchmere Ave,
Lancing
BN15 0PD
West Sussex

DRAWING TITLE:
Relocation of existing garage with a raised ridge to 2.6m

NORTH

DATE:	03/06/2022
SCALE:	Various @ A1
DRAWN:	DS
CHECKED:	-
SHEET	OF

PROJECT NUMBER:	DRAWING NUMBER:	REVISION:
22/25	PL1	-