

A :: 01 **Existing Ground Floor Plan**
scale: 1:100

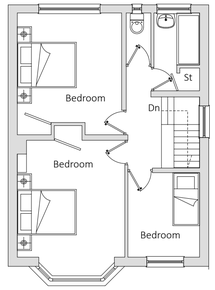

A :: 01 **Existing First Floor Plan**
scale: 1:100



A :: 01 **Location Plan**
scale: 1:1250

0 10 20 30 40 50 100 m
1:1250

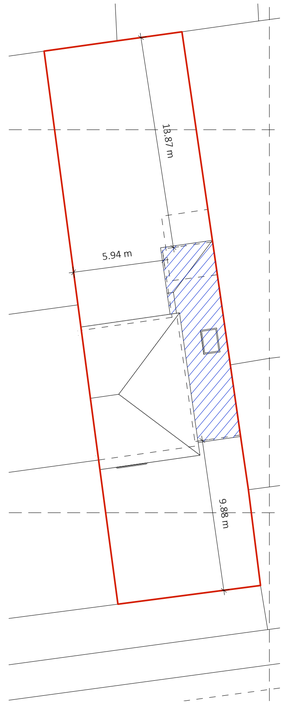

A :: 01 **Block Plan**
scale: 1:200

0 4 8 12 m
1:200
N



A :: 01 **Existing Roof Plan**
scale: 1:200

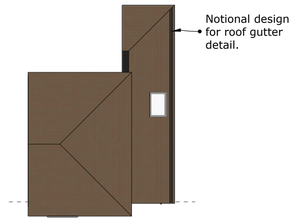

A :: 01 **Proposed Roof Plan**
scale: 1:200

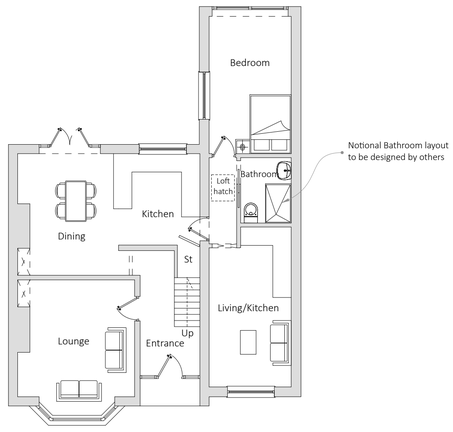

A :: 01 **Proposed Ground Floor Plan**
scale: 1:100

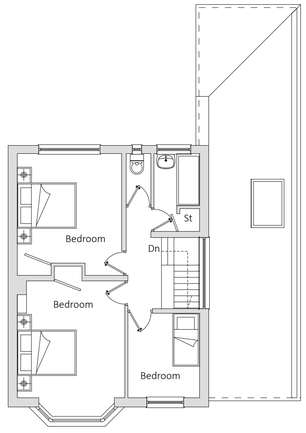

A :: 01 **Proposed First Floor Plan**
scale: 1:100

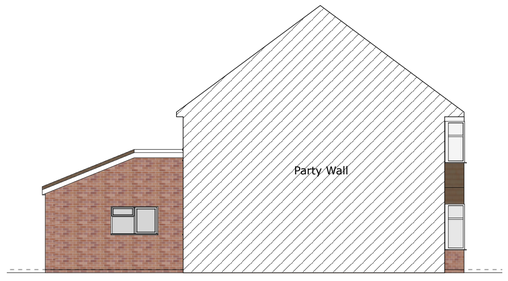

A :: 01 **Proposed West Elevation**
scale: 1:100

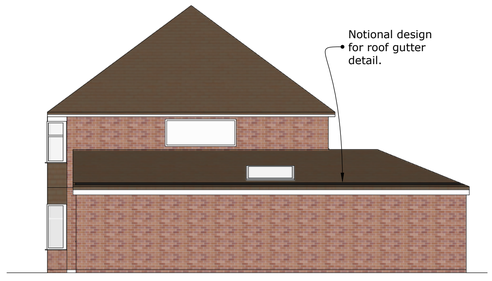

A :: 01 **Proposed East Elevation**
scale: 1:100



A :: 01 **Existing North Elevation**
scale: 1:100



A :: 01 **Proposed North Elevation**
scale: 1:100



A :: 01 **Existing South Elevation**
scale: 1:100



A :: 01 **Proposed South Elevation**
scale: 1:100

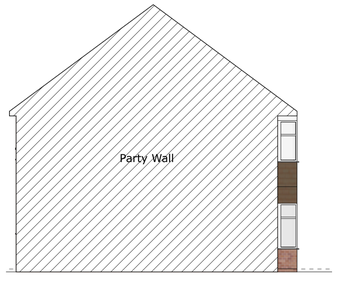

A :: 01 **Existing West Elevation**
scale: 1:100



A :: 01 **Existing East Elevation**
scale: 1:100

0 2 4 6 m
1:200

0 1 2 3 m
1:100

BUILDVIEW

BUILDVIEW STUDIO
www.buildview.co.uk
studio@buildview.co.uk
01903 357012

-All dimensions must be checked on site and not scaled from this drawing, apart from the local authority.
-Any works commencing on site prior to obtaining full planning and building regulations approval including full condition discharge, is entirely at the client's / contractor's risk.
-The contractor is responsible for taking and checking all levels and dimensions prior to ordering materials and staring work on site.
-All building work is to be carried out in accordance with building regulations and to the satisfaction of the local authority and as such additional unforeseen building works may be required on site.
-These drawings do not constitute full working drawings.
-All drawings are copyright of BuildView and may not be copied or reproduced by any third party without prior written consent.
-Party walls actions are the responsibility of the client.

Address:
44 The Strand, Goring-by-Sea, Worthing BN12 6DN

Client:
Mrs Hopkins

Title:
Side extension design

May 5, 2025

REV02 - Remove Door, - 300mm

Paper Size A1

A 01