General Notes

All dimensions to be checked on site. All details and dimensions relating the sub-contractors or suppliers work must be checked and agreed between the subcontractors or supplier and the general contractor.

Works to comply with current Codes of Practice, British Standards and Building Regulations.

Contractor to establish with the local authority their requirements for inspecting the works, and adhere to these, from the outset.

Dry Packing - Beams to be dry packed up to existing masonry over to ensure full load take-up.

Existing Structure - Existing walling to be exposed and confirmed as adequate prior to works taking place. Structural Engineer to be consulted if any differences are found prior to works taking place.

Proprietary items to be used in accordance with manufacturer's instructions.

All dimensions, levels, insulations, DPM, waterproofing and setting out of structures by others.

Designer Risk Assessment

Mechanical aids should be employed when installing beams. Structural Engineer to be consulted if required. Safe access is to be provided for delivery of large beams at all times.

The contractor is to provide all necessary temporary propping & temporary works to safely undertake the work and maintain structural stability. The contractor is to be aware that the property may be occupied during construction and temporary works loading to consider this.

The assumptions made within the calculations and drawings should be confirmed on site, prior to commencement of works. Any differences should be discussed with Structural Engineer, in order to check calculations.

Any suspected Asbestos containing materials should be tested and removed by specialist contractors in accordance with HSE guidance. Do not start work if it is suspected that asbestos may be present until a demolition/refurbishment survey has been carried out.

Contractor to take all measures to control noise and dust. Prevent dust by using wet cutting and vacuum extraction on tools; use a vacuum cleaner rather than sweeping; use a suitable, well-fitting mask.

Where works are undertaken in public areas, the site must be secured to protect members of public, the client, and others. The general public must be protected and re-directed away from the works at all times.

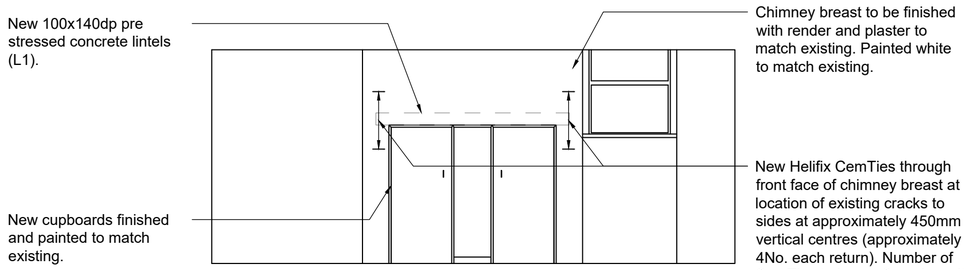

Proposed Elevation
(Showing chimney structure)
(1:50)

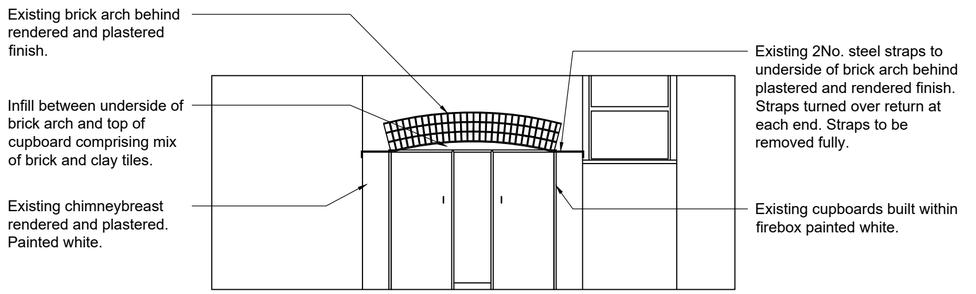

Existing Elevation
(Showing chimney structure)
(1:50)

L1 — Denotes 100mm (w) x 140mm (d) prestressed concrete lintel supplied by Supreme Concrete, Ref: R15A, or similar approved. To be installed with 150mm end bearings.

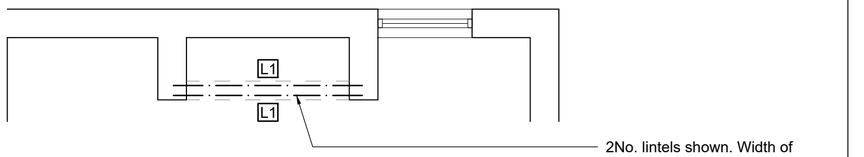

Proposed Part Floor Plan
(Showing structure over)
(1:50)

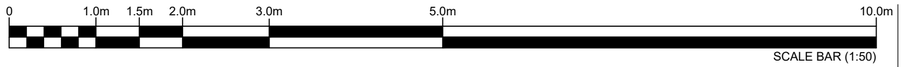

IT IS CONTRACTOR'S RESPONSIBILITY TO EXPOSE ALL REQUIRED LOCATIONS PRIOR TO ORDERING STEELS TO CONFIRM ASSUMPTIONS. REFER BACK TO PGA IF FOUND DIFFERENT.
IF IN DOUBT, ASK.

Revision:	Date:	Description:
A	01.04.25	Rev. Lintel Location

PHILIP GOACHER ASSOCIATES
Consulting Civil and Structural Engineers
Park House • 122A Newland Road • Worthing • West Sussex • BN11 1LB
TEL: 01903 217723 • FAX: 01903 821987 • EMAIL: mail@pgoacher.co.uk
www.pgoacher.co.uk

Scale(s):	Date:
1:50@A2	APR'25
Engineer:	Checked:
JB	OR

The Grandbourg Trustee Company Ltd
Our Lady of Sion School, Gratwicke Road
Proposed Remedial Work

Project No:	Drawing No:	Revision:
25013	001	A