

EXISTING SIDE ELEVATION (S)



EXISTING REAR ELEVATION

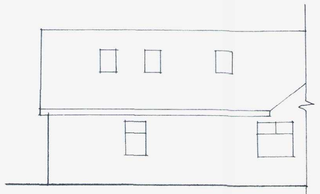

EXISTING SIDE ELEVATION (N)

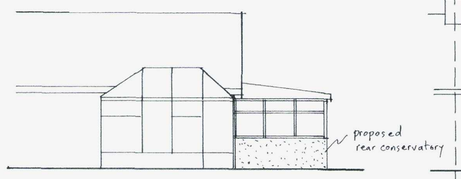

PROPOSED SIDE ELEVATION (S)



PROPOSED REAR ELEVATION

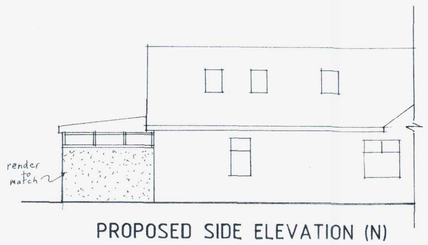

PROPOSED SIDE ELEVATION (N)

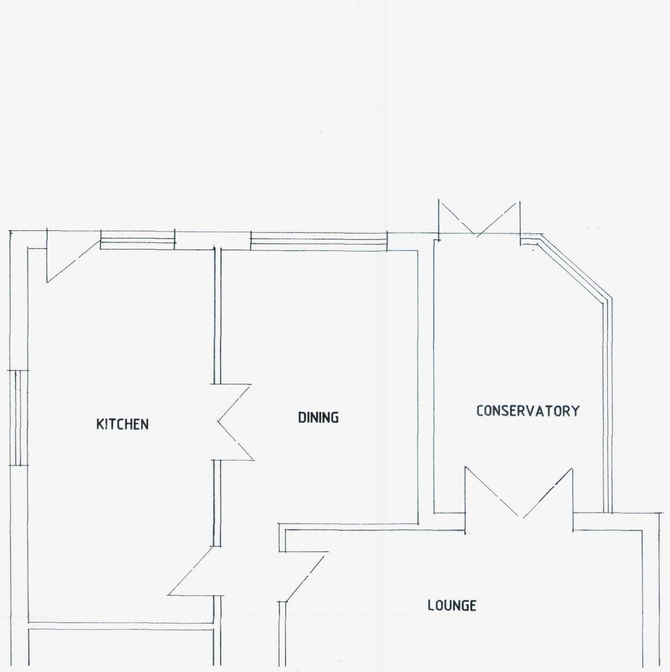

EXISTING GROUND FLOOR PLAN

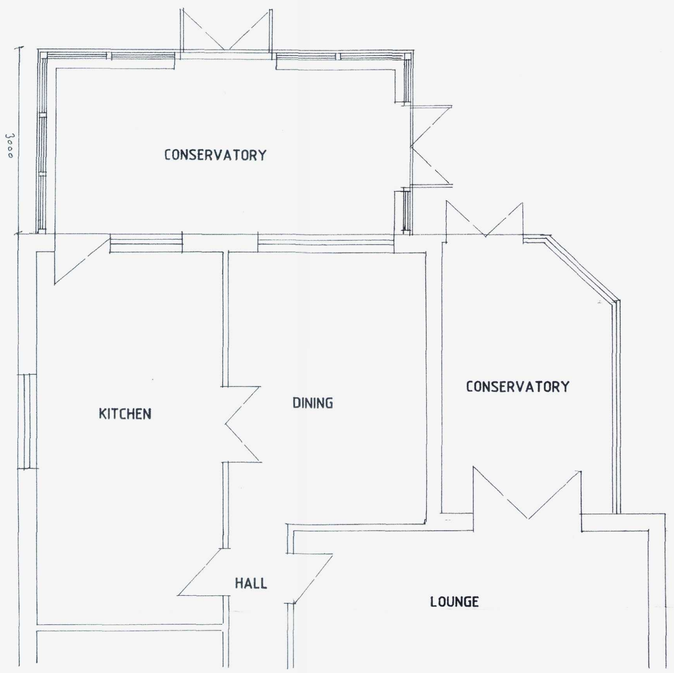

PROPOSED GROUND FLOOR PLAN

ALL FOUNDATIONS, WALLS AND LINTELS TAKEN ADDITIONAL LOADS ARE TO BE EXPOSED AND CHECKED FOR ADEQUACY AND SUITABILITY FOR GROUND CONDITIONS PRIOR TO COMMENCEMENT OF WORKS.

Careful inspection is to be carried out prior to the removal of any structural elements to ensure proper and adequate support is provided and maintained by new works.

All building work is to be carried out in accordance with all current building regs and codes of practice in force at this time.

Any parts of structure covered over or inaccessible have not been inspected and no responsibility is accepted for these areas including underground.

These notes are for the purposes of planning application only and do not represent a detailed specification.

No work to encroach over the boundary of the neighbours property.

All new windows to be double glazed timber or UPVC with 16mm air gap and a soft low-E coating, All glazing to be of toughened or laminated safety glass in accordance with clause 5.3, BS6206; 1981.

All electrical work required to meet the requirements of Part P (Electrical Safety) must be designed, installed, inspected and tested by a person competent to do so.

Prior to completion the council or approved inspector should be satisfied that Part P has been complied with. This may require an appropriate BS 7671 electrical installation certificate to be issued for the work by a person competent to do so.

All electrics, heating, plumbing and decorations to be altered/extended all to client's choice.



LOCATION PLAN Scale 1:1250

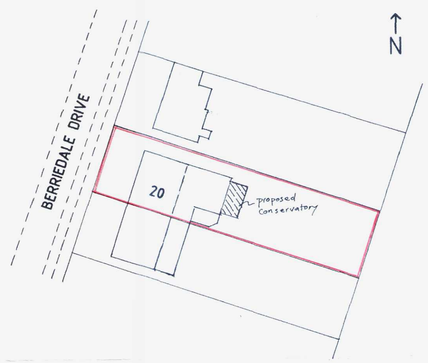

BLOCK PLAN Scale 1:500

ADUR & WORTHING PLANNING SERVICES
PLAN AWDM/1206/16
DATE VALID - 3 AUG 2016

1: 50
0 1 2 3 4 5 6 7 8 9 10

1: 100
0 1 2 3 4 5 6 7 8 9 10

1: 500
0 10 20 30 40 50

1: 1250
0 10 20 30 40 50 60 70 80 90 100

Copyright

John Wright

12 Seamill Park Crescent
Worthing
West Sussex
BN11 2PN
Phone: 01903 205572
Mobile: 07809 205095
Email: johnforplans@yahoo.co.uk

Client: Mr.S.COLLEY

Job Title: 20 BERRIEDALE DRIVE SOMPTING

Drawing Title: REAR CONSERVATORY

Scale: 1:50 & 1:100

Date: July 2016

Drawn by: JW

Drg No. JW/16/056

Rev.

Paper Size A1