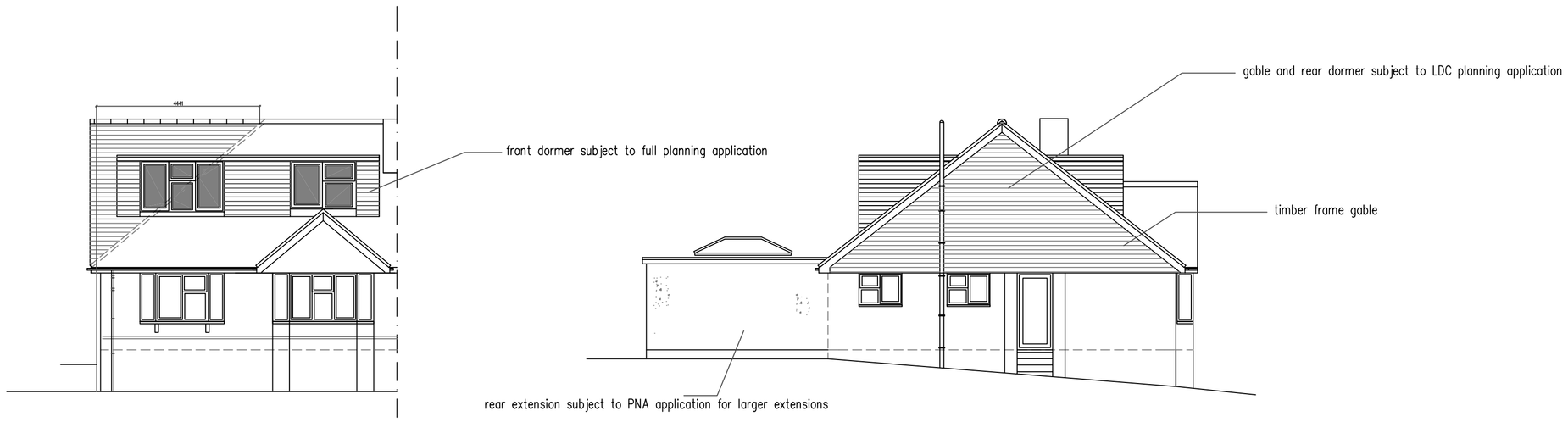

8 South Facing (front) Elevation

1m 2m 3m 4m 5m 6m 7m 8m 9m 10m
1:100 Scale Bar

9 West Facing (side) Elevation

1m 2m 3m 4m 5m 6m 7m 8m 9m 10m
1:100 Scale Bar



10 North Facing (rear) Elevation

1m 2m 3m 4m 5m 6m 7m 8m 9m 10m
1:100 Scale Bar

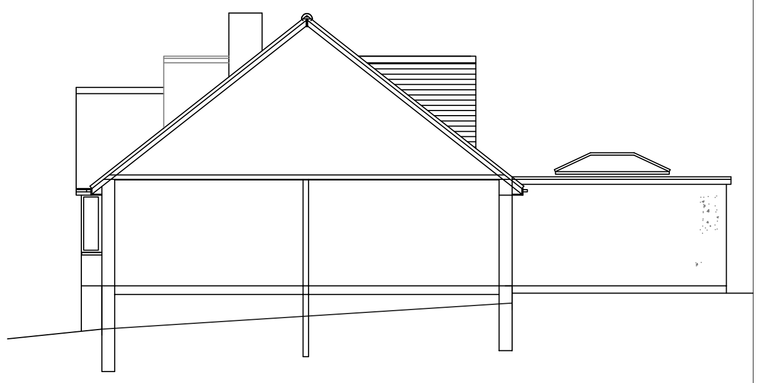

11 East Facing (side) Elevation

1m 2m 3m 4m 5m 6m 7m 8m 9m 10m
1:100 Scale Bar

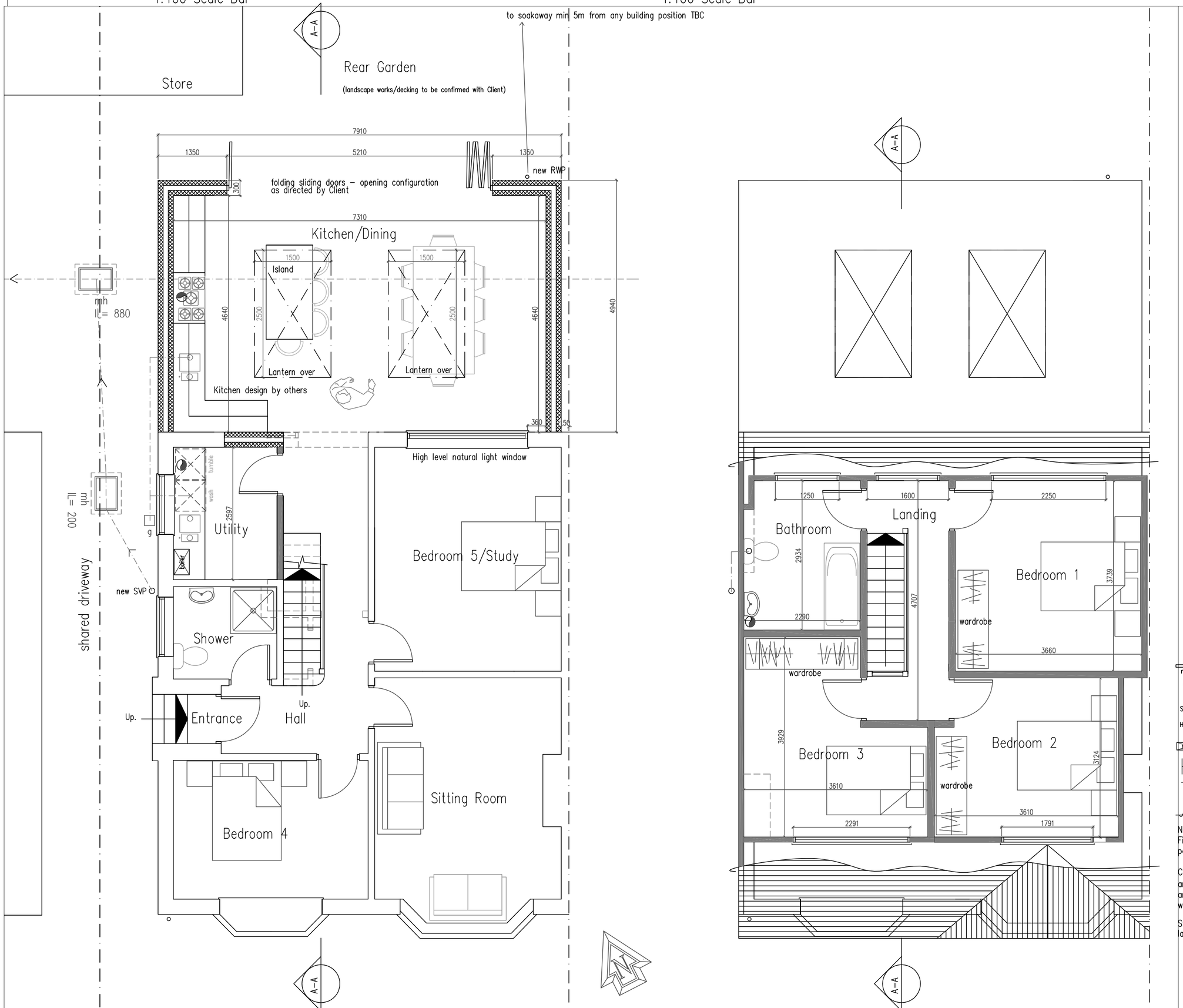

6 Ground Floor Plan

1:50 Scale Bar
1m 2m 3m 4m 5m 6m 7m 8m 9m 10m

7 First Floor Plan

1:50 Scale Bar
1m 2m 3m 4m 5m 6m 7m 8m 9m 10m

Services Key

- SAT – Satellite television aerial point
- CAT5 – data point
- – Denotes pull cord
- 2 – Denotes light switch (2 way)
- T – Denotes light switch (timer)
- – Denotes telephone
- – Denotes television aerial points
- – Denotes double socket
- – Denotes double socket (floor level)
- C – Denotes cooker point
- – Denotes spur
- – Denotes external water tap
- radiator – Denotes radiator
- – Denotes PIR detector
- – Denotes extractor fan
- SD – Denotes smoke detector
- HD – Denotes heat detector
- meter – Denotes meter
- – Denotes wall light
- – Denotes ceiling rose
- – Denotes spotlight
- – Denotes fluorescent tube

Notes:
Final number of sockets, lights, radiators, positions etc to be agreed with the Client.

Contractor to assess existing electrical system and meter/distribution board and advise of any additional work required due to new works.

Structural Engineer to confirm all beam layouts and sizes

DO NOT SCALE FROM THIS DRAWING EXCEPT FOR PLANNING AS PHOTOCOPIES WILL BE SUBJECT TO DISTORTION
DRAWINGS TO BE READ IN CONJUCTION WITH ALL OTHER ARCHITECT'S & STRUCTURAL ENGINEER'S CONTRACT DRAWINGS & SPECIFICATIONS.
ANY DISCREPANCIES MUST BE BROUGHT TO THE ATTENTION OF THE ARCHITECT IMMEDIATELY.
THE CONTRACTOR MUST VERIFY ALL DIMENSIONS BY SITE MEASUREMENT BEFORE ORDERING MATERIALS OR MANUFACTURING COMPONENTS.
SUBSTITUTE MATERIALS & PRODUCTS TO THOSE NAMED WILL BE ACCEPTABLE IF PROVEN TO BE OF EQUAL OR HIGHER PERFORMANCE AND NOT IN CONFLICT WITH OTHER ELEMENTS.

Project:

Proposed
rear extension, roof conversion
with Internal Alterations At:
116 Downside
Shoreham By Sea
West Sussex
BN43 6HB

Drawing title:

Plans & Elevations As Proposed

Scale:	Paper size
1:50 1:100	A1

Date:	Drawn:
26..8.2019	JM

Drg. No.	Rev'n
02	b

Note: All dimensions to be checked on site.