Notes:

The design is not to be scaled, work to be figured dimensions and relative positions only, confirm to architect.
This drawing is to be read in conjuction with all relevent drawings, detailed specifications where applicable and all associated drawings in this series.
Any discrepancy on this drawing is to be reported immediately to the architect for clarification.
The contractor is responsible for all temporary works and for the stability of the works in progress.

ADUR & WORTHING
PLANNING SERVICES

PLAN	AWDM/ 0514/18
DATE VALID	20 JUN 2018

AMENDMENT



EXISTING FRONT ELEVATION 1:100
SOUTH

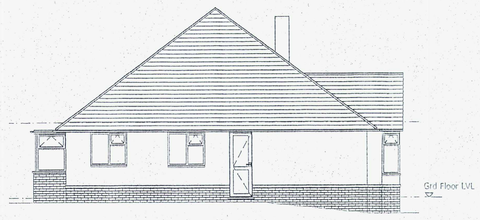

EXISTING SIDE ELEVATION 1:100
WEST

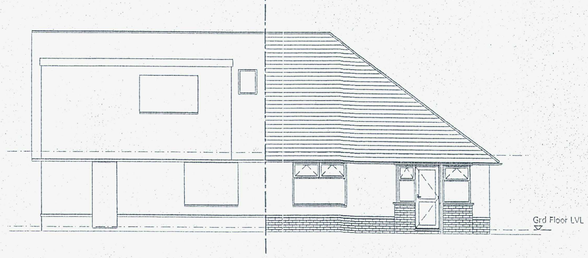

EXISTING REAR ELEVATION 1:100
NORTH

Front dormer to be tile hung to match No 1148



PROPOSED FRONT ELEVATION 1:100
SOUTH.

Gable to be tile hung to match No 1148



PROPOSED SIDE ELEVATION 1:100
WEST

Rear dormer to be Clad in cedral board

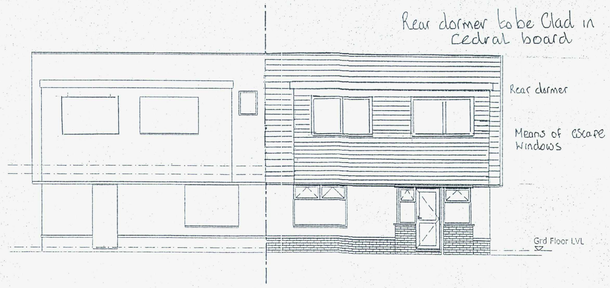

PROPOSED REAR ELEVATION 1:100
NORTH.

Scale bar 1:100
(M)
0
1
2
3
4
5

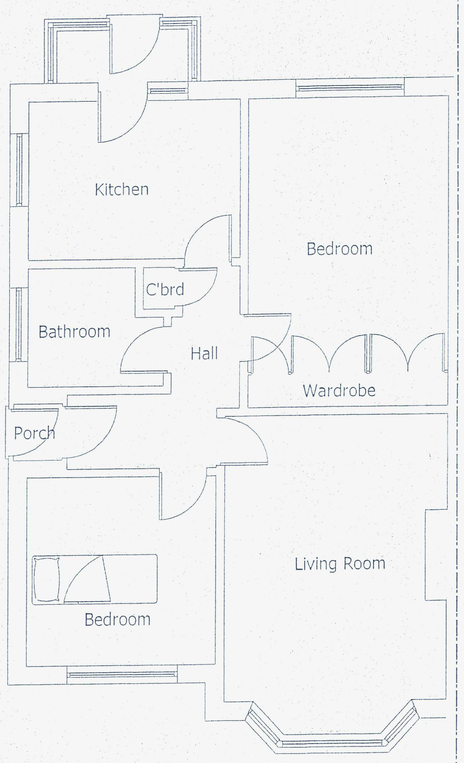

EXISTING GROUND FLOOR PLAN 1:50

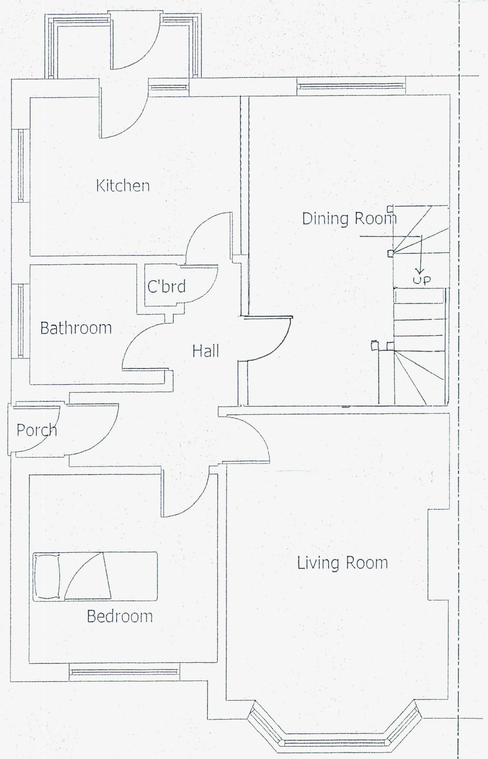

PROPOSED GROUND FLOOR PLAN 1:50

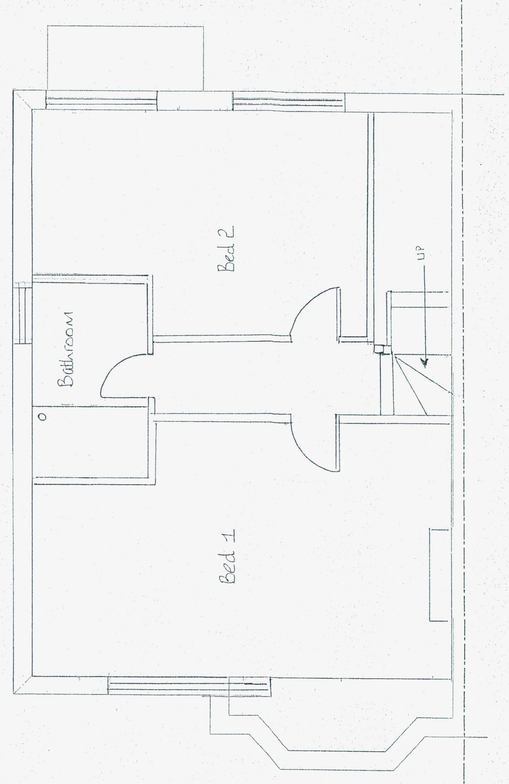

PROPOSED FIRST FLOOR PLAN 1:50

Scale bar 1:50
(M)
0
1
2
3
4
5

Client Mr and Mrs Starley

Project
Proposed Loft Conversion

150 Downside
Shoreham
West Sussex
BN43 6HD

AMENDMENT

Title
Proposed Plans & elevations

Scale
1:50
1:100

date
20-03-18