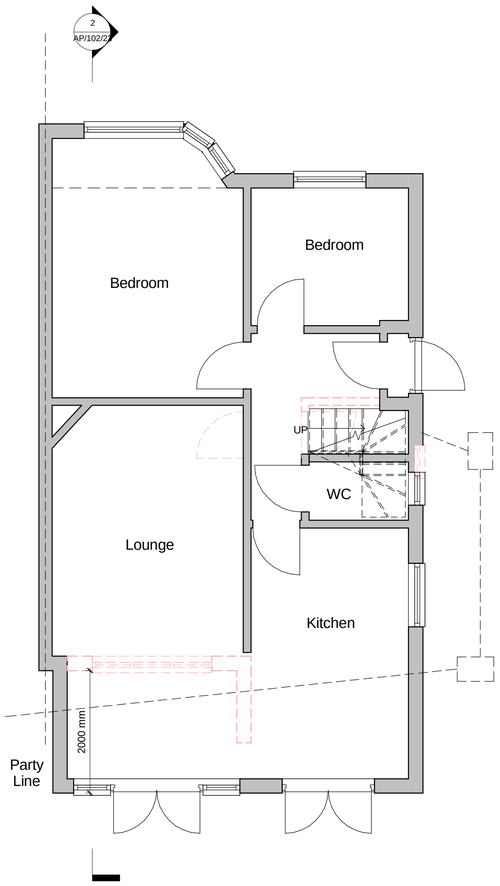

1 Ground Floor Level
1 : 50

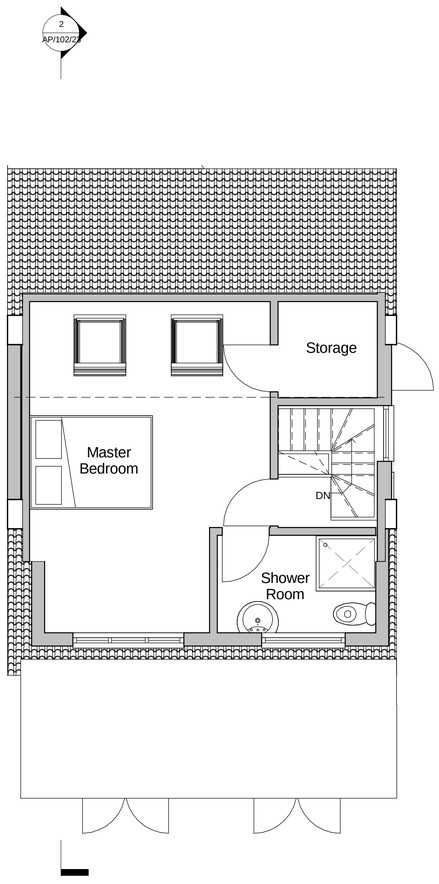

8 First Floor
1 : 50

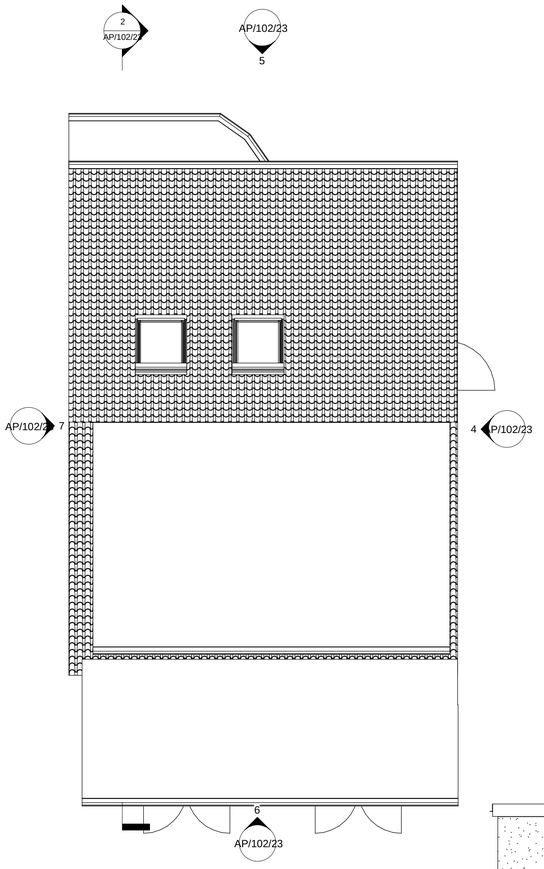

3 Site
1 : 50

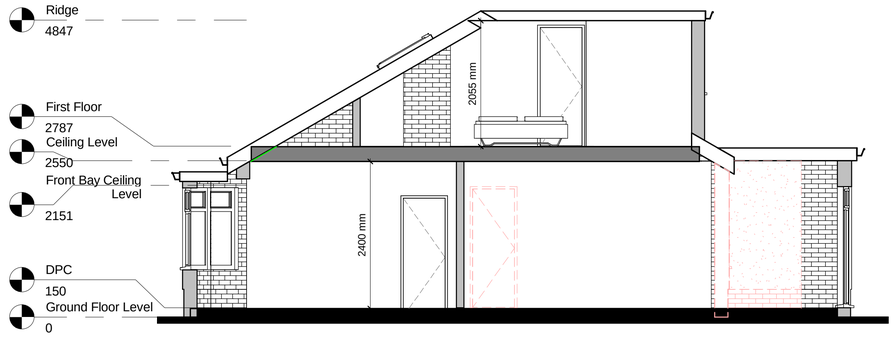

2 Section A-A
1 : 50

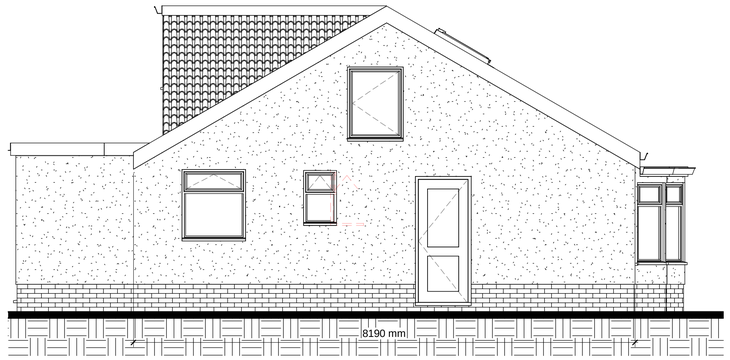

4 East
1 : 50

Dormer Formed Under
Permitted Development

Hip to Gable
21.58m2

Dormer Extension
23.89m2

Total - 45.47m2

Hip to Gable & Dormer Formed Under Permitted Development.

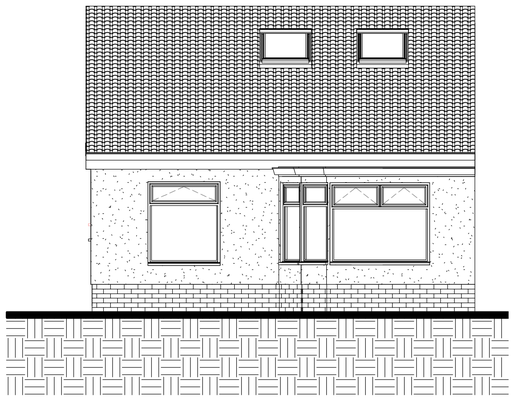

5 North
1 : 50

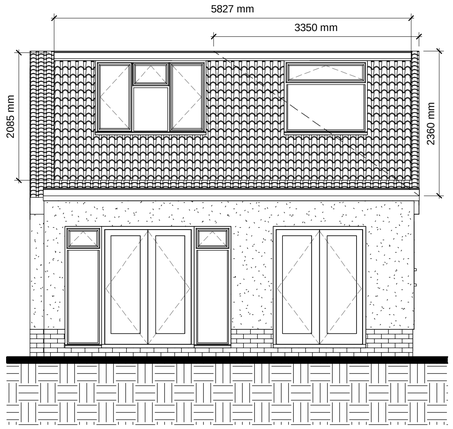

6 South
1 : 50

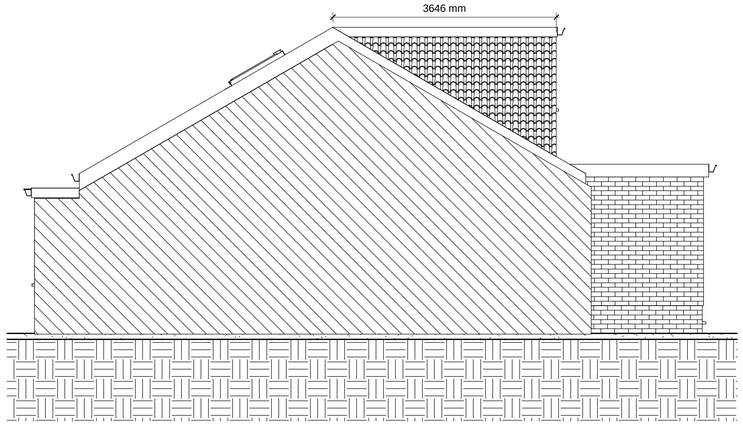

7 West
1 : 50

200 0 200 400 600 800 1000
SCALE 1:25 mm

0 0.5 1 2.5 5
Scale 1: 50 @ A1 (1: 100 @ A3)

All dimension to be verified on site, any discrepencies to be reported to Designer prior to setting out or ordering of any materials.

This drawing has been produced for the specific client and project identified below and is not intended for use by any other person or for any other purpose.

This drawing is protected under The Copyright, Designs and Patents Act 1988.

Revisions

Client
Mr A Page

Project Address
28 Stoney Lane
Shoreham By Sea
West Sussex
BN43 6LA

Project
Single Storey Rear Extension. Loft Converson Under Permitted Development

Drawing Title
Proposed Plans, Elevations & Sections

Drawing number
AP/102/23

Rev
B

Scale:
1 : 50

Paper Size: