

9 North Facing Front Elevation

1m 2m 3m 4m 5m 6m 7m 8m 9m 10m
1:100 Scale Bar

10 West Facing Side Elevation

1m 2m 3m 4m 5m 6m 7m 8m 9m 10m
1:100 Scale Bar

11 South Facing Rear Elevation

1m 2m 3m 4m 5m 6m 7m 8m 9m 10m
1:100 Scale Bar

12 East Facing Side Elevation

1m 2m 3m 4m 5m 6m 7m 8m 9m 10m
1:100 Scale Bar

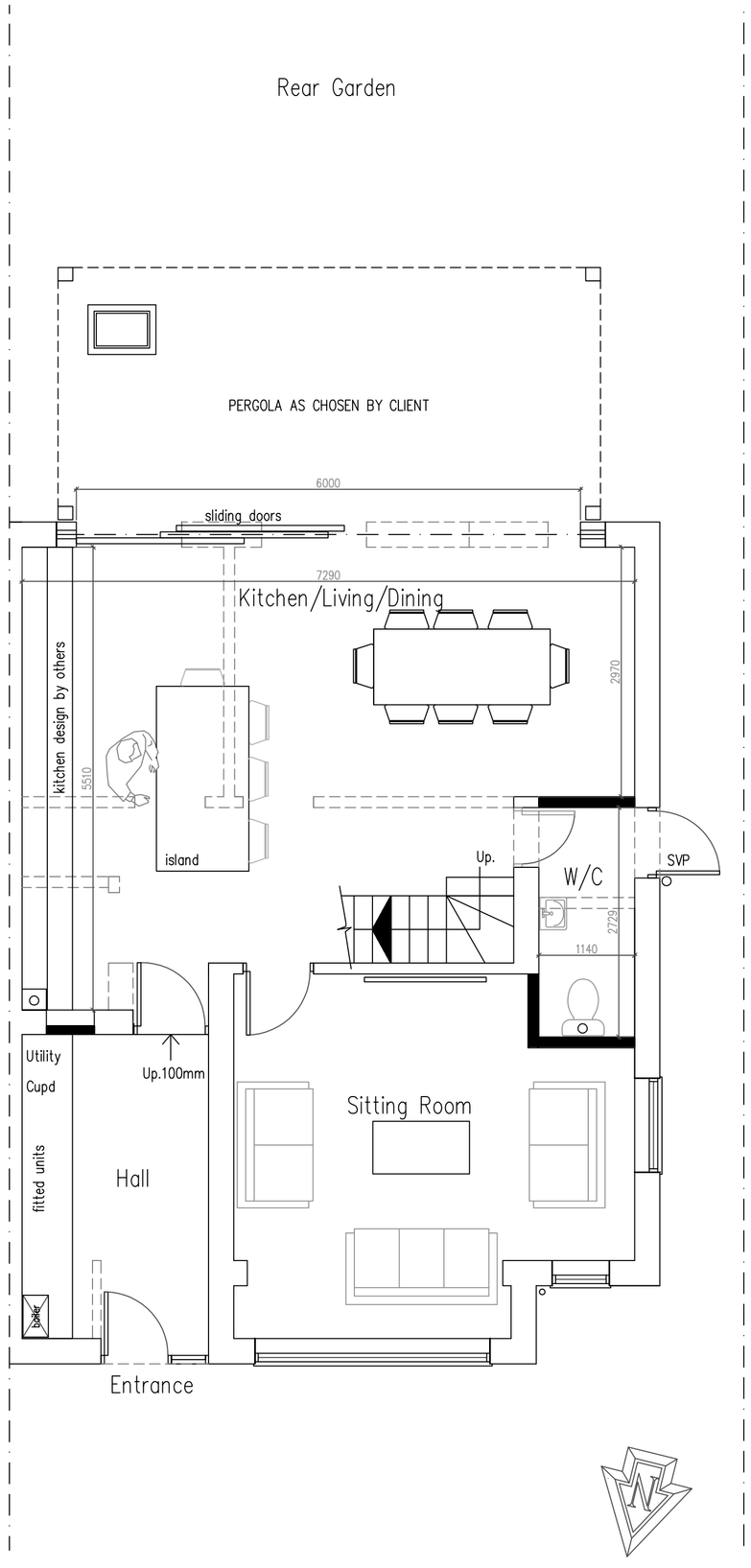

7 Ground Floor Plan

1:50 Scale Bar
1m 2m 3m 4m 5m 6m 7m 8m 9m 10m

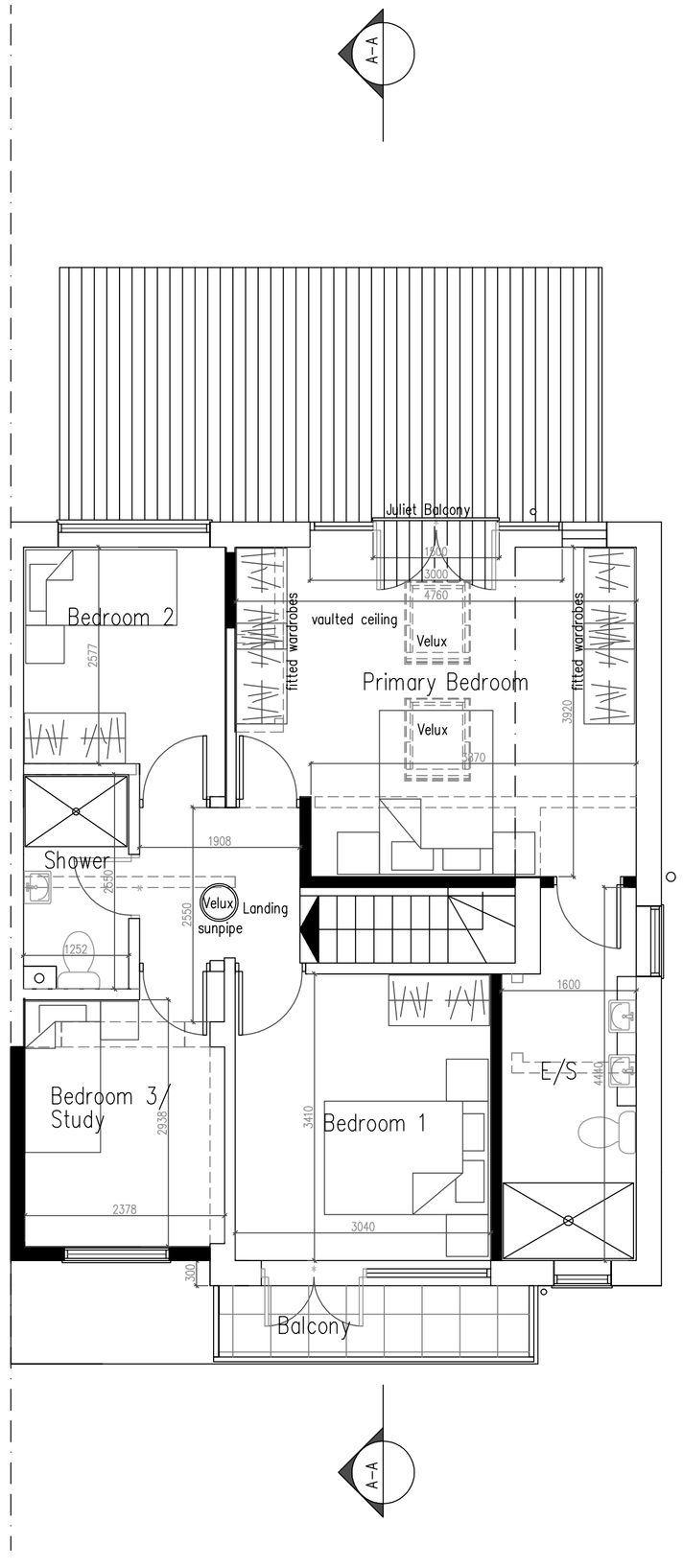

8 First Floor Plan

1:50 Scale Bar
1m 2m 3m 4m 5m 6m 7m 8m 9m 10m

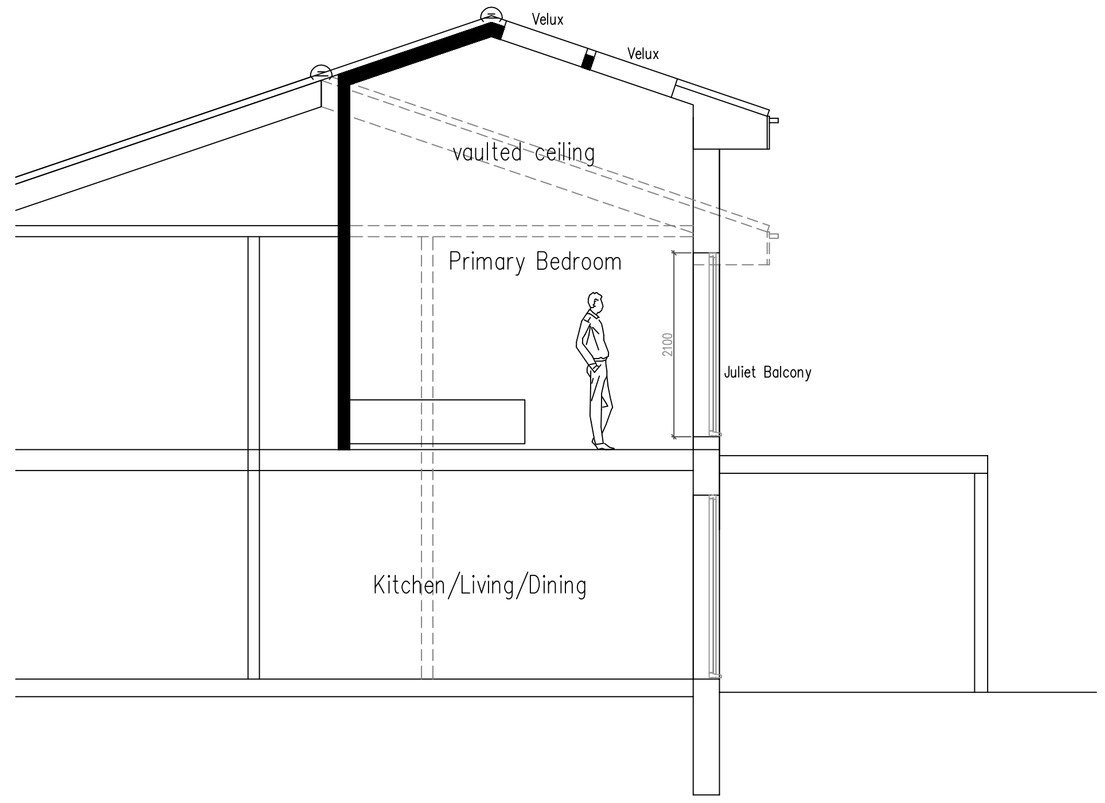

13 SECTION A-A

1:50 Scale Bar
1m 2m 3m 4m 5m 6m 7m 8m 9m 10m

Services Key

SAT – Satellite television aerial point
CAT5 – data point
– Denotes pull cord
– Denotes light switch (2 way)
– Denotes light switch (timer)
– Denotes telephone
– Denotes television aerial points
– Denotes double socket
– Denotes double socket (floor level)
– Denotes cooker point
– Denotes spur
– Denotes external water tap
– Denotes radiator
– Denotes PIR detector
– Denotes extractor fan
– Denotes smoke detector
– Denotes heat detector
– Denotes meter
– Denotes wall light
– Denotes ceiling rose
– Denotes spotlight
– Denotes fluorescent tube

Notes:
Final number of sockets, lights, radiators, positions etc to be agreed with the Client.

Contractor to assess existing electrical system and meter/distribution board and advise of any additional work required due to new works.

Structural Engineer to confirm all beam layouts and sizes

DO NOT SCALE FROM THIS DRAWING EXCEPT FOR PLANNING AS PHOTOCOPIES WILL BE SUBJECT TO DISTORTION
DRAWINGS TO BE READ IN CONJUCTION WITH ALL OTHER ARCHITECT'S & STRUCTURAL ENGINEER'S CONTRACT DRAWINGS & SPECIFICATIONS.
ANY DISCREPANCIES MUST BE BROUGHT TO THE ATTENTION OF THE ARCHITECT IMMEDIATELY.
THE CONTRACTOR MUST VERIFY ALL DIMENSIONS BY SITE MEASUREMENT BEFORE ORDERING MATERIALS OR MANUFACTURING COMPONENTS.
SUBSTITUTE MATERIALS & PRODUCTS TO THOSE NAMED WILL BE ACCEPTABLE IF PROVEN TO BE OF EQUAL OR HIGHER PERFORMANCE AND NOT IN CONFLICT WITH OTHER ELEMENTS.
FOUNDATIONS/FLOOR CONSTRUCTION DESIGNED BY STRUCTURAL ENGINEER TO SUIT LOCAL SOIL CONDITIONS. ALL TO BE APPROVED BY BUILDING CONTROL.

Project:
Proposed
Extensions
and Internal Alterations At:
4 Collingwood Court
Shoreham Beach
West Sussex
BN43 5SB

Drawing title:
Plans & Elevations As Proposed

Client:
Ben Milford

© Copyright of:
Architectural & Planning Services
7 Erringham Rd
Shoreham By Sea
West Sussex
BN43 5NQ
BJW
01273 441009
07856899101
e-mail: benw@bjwarchitectural.co.uk
website: bjwarchitectural.co.uk

Scale: 1:50 1:100
Paper size: A1
Date: 23.07.2024
Drawn: BJW
Drg. No. 02
Rev'n B
Note: All dimensions to be checked on site.