NOTES:

Foundations
450mm wide x 750mm deep foundations with a total depth of 1000mm, finished min 250mm below finished ground level where possible, all other areas to be shuttered up ready for the concrete pour. Above depths are to be agreed with Building Control Officer. All in accordance with Structural Engineers Details.

Floor
Beam and Block floor to be installed with manufactures recommendations and approved by the Structural engineer prior to the order being placed.

Lintels
Provide Lintels manufactured by Catnic or similar approved to suit proposed openings in accordance with Structural Engineers details.

External Walls/ Brickwork
Below DPC: 102.5mm Class B Engineering bricks - 100mm cavity - 100 mm dense concrete blocks in 1:┼:3 mix with sulphate resistant cement.
Above DPC: 102.5mm facing bricks - 100m Cavity, 100mm full fill 'Drytherm 37 Insulation'- 100mm Celcon standard blocks - 12.5mm lightweight plaster in 1:1:6 mortor to achieve a U Value of 0.28 W/m²k.
Cavity Ties: Stainless steel to BS 1243 at 900mm horizontal and 450mm vertical centres.
Damp proof Course: Permeable horizontal and under cills, vertical at all openings with thermadate closure in accordance with attached drawings.
New Brickwork: Existing brickwork to be toothed out where necessary and teh cavtiy continued to new extension,

Proprietary restraints straps to be install where necessary in accordance with the structural engineers standard details

Roof/ insulation
Roof Construction: 50mm x 100mm C16 ceiling joists @400mm€ and 50mm x 150mm rafters @400mm€, vapour permeable underlay, 25mm x 38mm battens and profiled tiles to match existing.

Loft insulation: - 100mm loft insulation between the ceiling joists and/ or 170mm loft insulation run at 90 degrees above joists (Type to be Rockwook Roll Batts) to achieve a U value of 0.16w/m²k.

Ceilings
12.5mm plasterboard with skim plaster finish.

Ventilation
En-suite ventilation to be run up through roof and capped off with a tile vent to achieve a minimum 15l/s extract.

Surface Drainage
Storm Water: contact should be made with Building Control/ southern water to try and gain permission to discharge teh small amount of water into the exsiting system. Alternatively if permission not granted a soakaway is to be installed a min 5m from the property (exact location to be confirmed) to be designed using an approved crate system and a min 1m³ in size.

Surface drainage to be manufactured by Hepworth Drainage systems with using 110mm diameter drain, trench, bedding, all fittings and backfill in accordance with attached drawing.

Any proposed drainage runs where passing through walls to have concrete lintel over allowing a min 50mm air space between pipework.

Foul Drainage
New SVP/ Durgo to be install in new en-suite and waste drainage run within floor and out into existing manhole. internal drainage to be run as noted into new SVP.

Electrical
All electrical work to be designed, installed, inspected and tested by a competent person to meet requirements of Part P (Electrical Safety)

Electrical installation to be tested in accordance with BS 7671 and the appropriate certificates made available to the local authority.

Lighting
All new/ proposed lighting to energy efficient.

Doors
All doors to have an undercut of 10mm to allow for replacement air transfer

Water Supply/ Heating
Heating system is to be extended/ adapted by specialist contractor. New radiators to be sized and fitted by a qualified heating engineer to satisfy the room dimensions and the existing boiler, to be controlled with TRV's.

Windows
All windows to be PVCu double glazed units (unless noted) with trickle ventilation and restrictors .Glazing to be 6.4mm laminated - 16mm - 4mm toughened low 'E' clear glass with anti-glare coating to BS 6262 all to achieve a U Value of 1.6W/m²k.

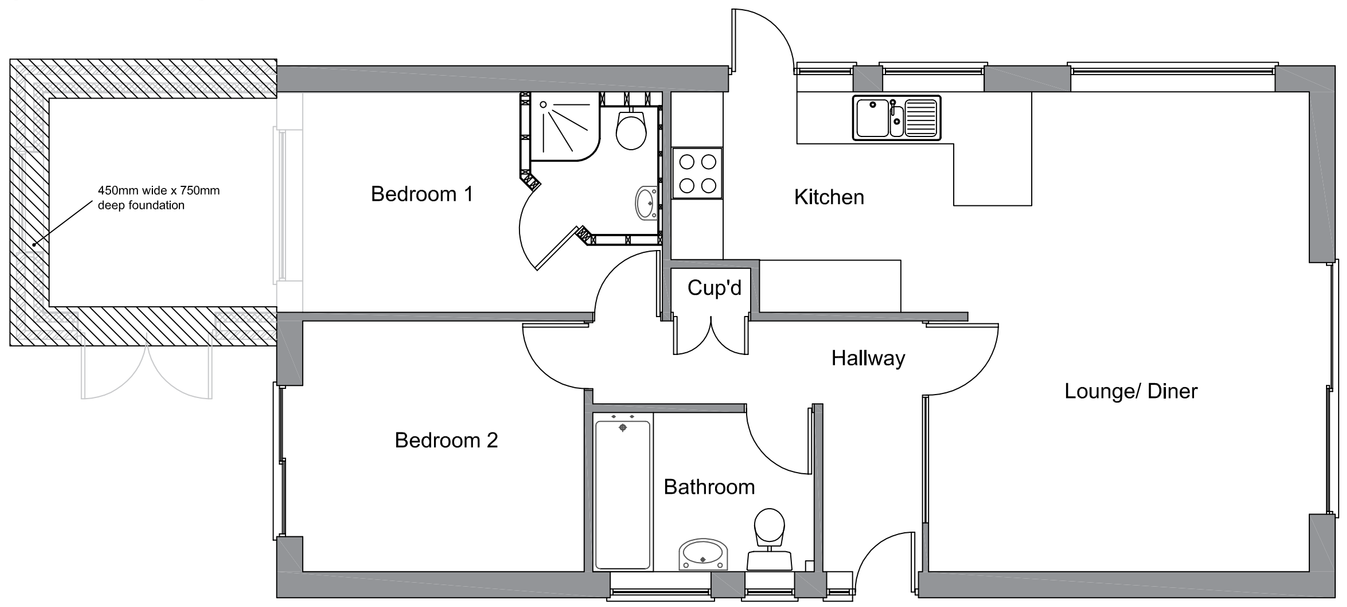

Proposed Foundation layout (Scale 1:50)

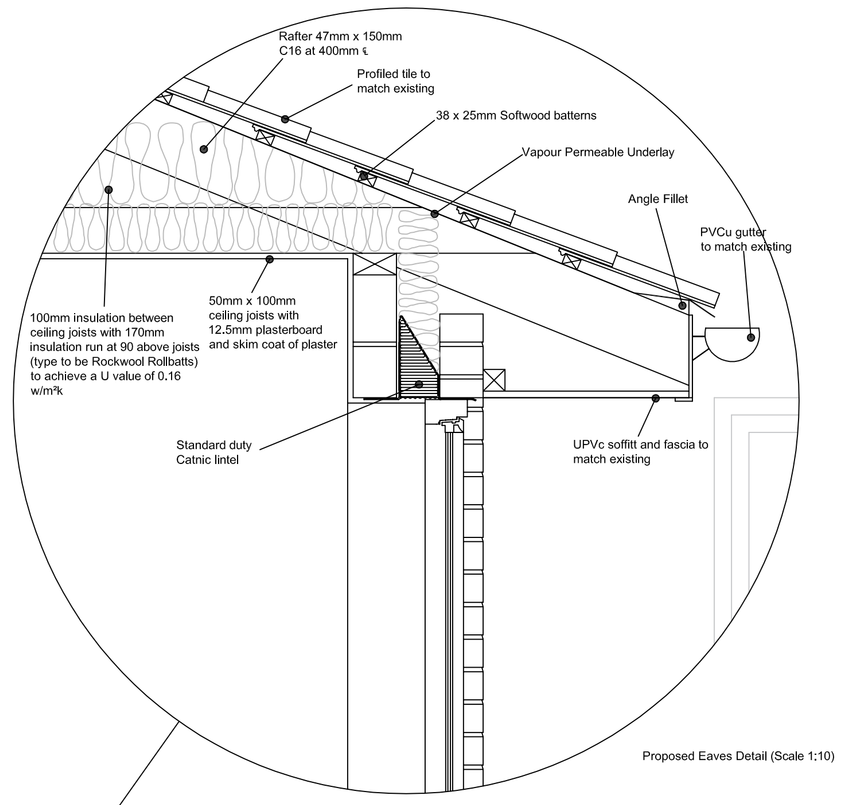

Proposed Eaves Detail (Scale 1:10)

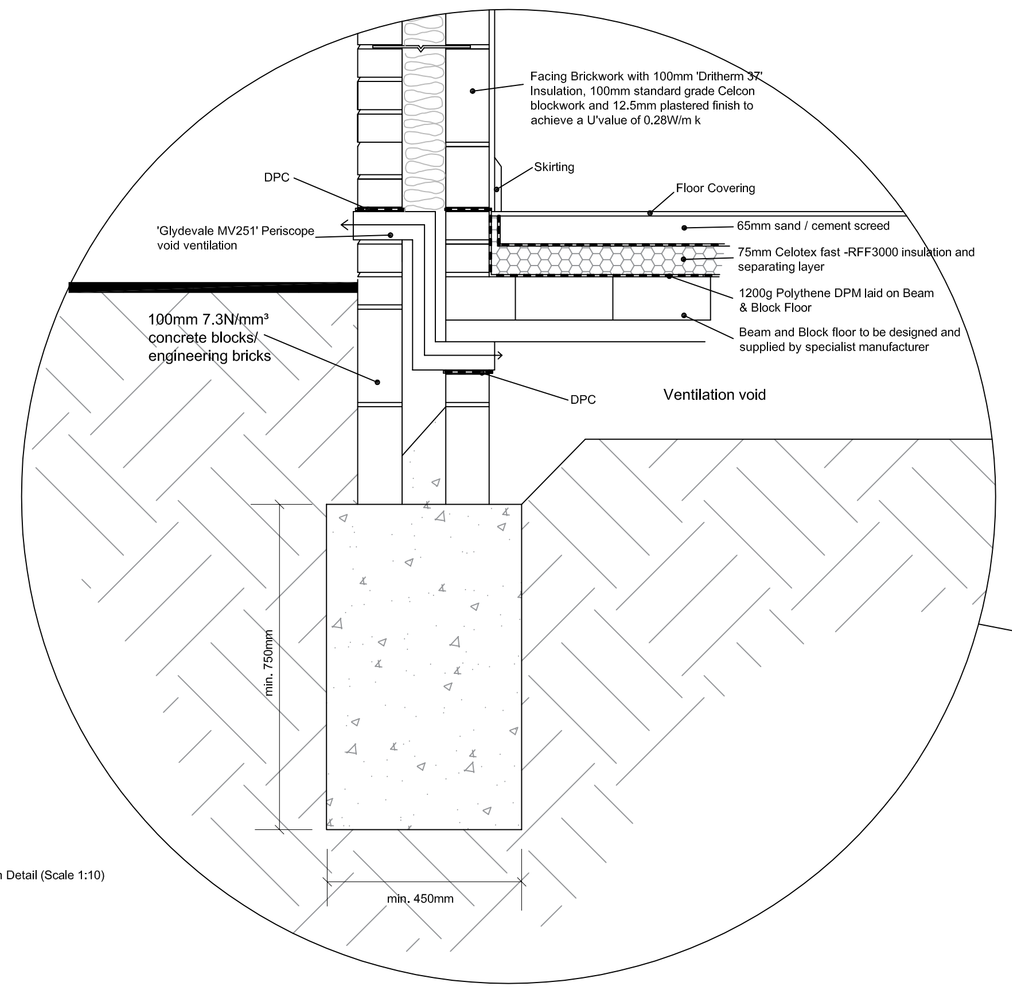

Proposed Foundation Detail (Scale 1:10)

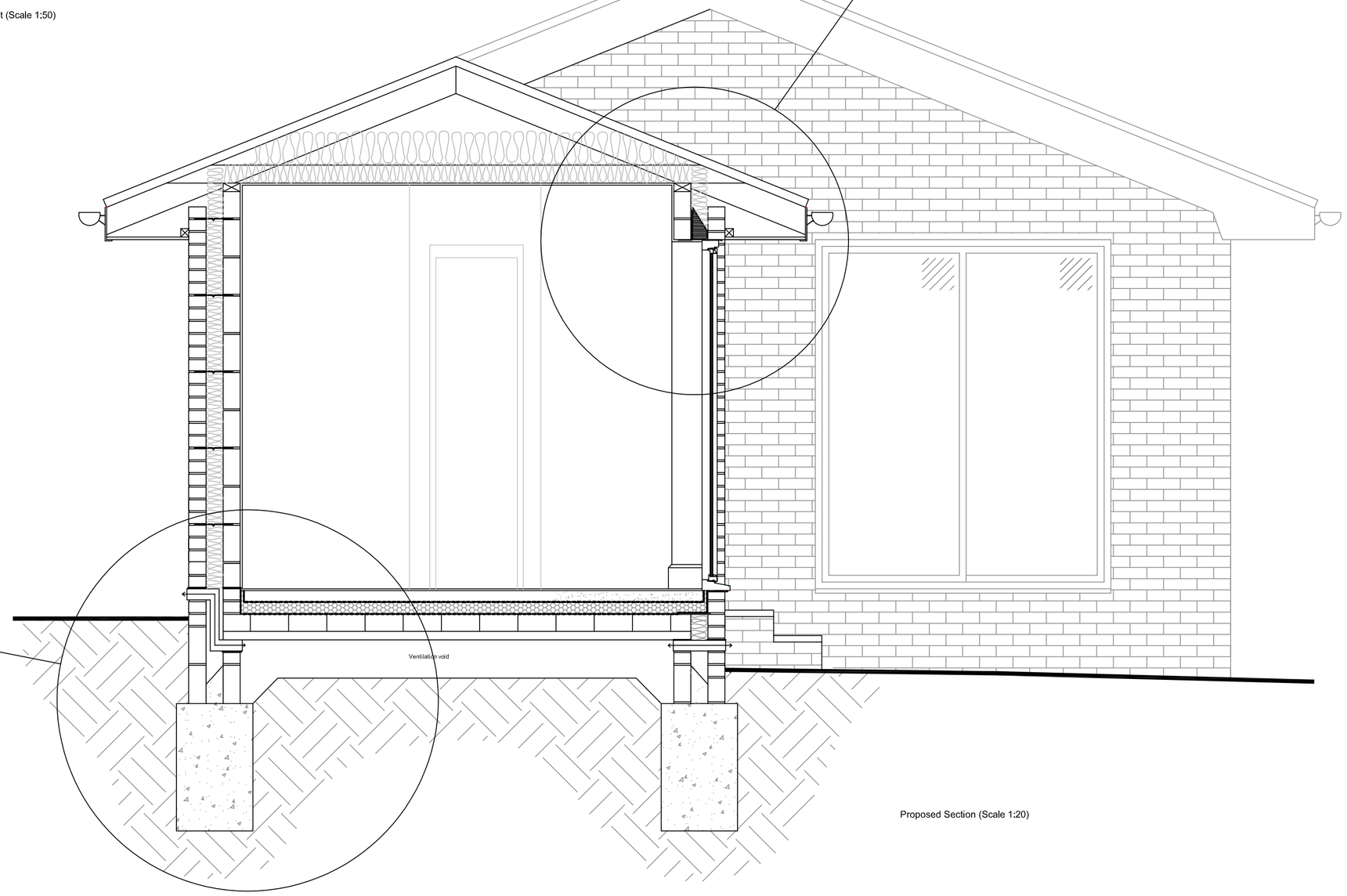

Proposed Section (Scale 1:20)

revisions

DOWNSVIEW ASSOCIATES
Chartered Surveyors
Little Acorns, Hampers Lane, Storrington, West Sussex, RH20 3HZ
Tel: 01903 740267 Mob: 7525 844065
Email: mail@downsviewsurveyors.co.uk
RICS

address:
112 Slonk Hill Road
Shoreham By Sea
West Sussex

project:
Construction of rear single storey extension

title:
Proposed Sections and Details

scale:	date:	revisions:
As noted @ A1	February 2019	

drawing number:
2018.242.03