

side [south]

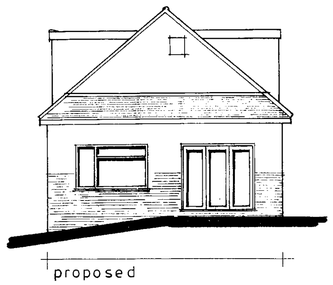

rear [east]

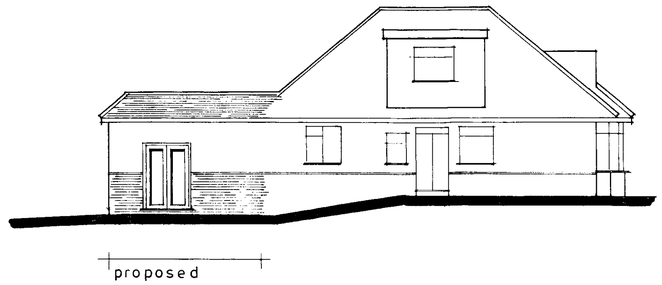

side [north]

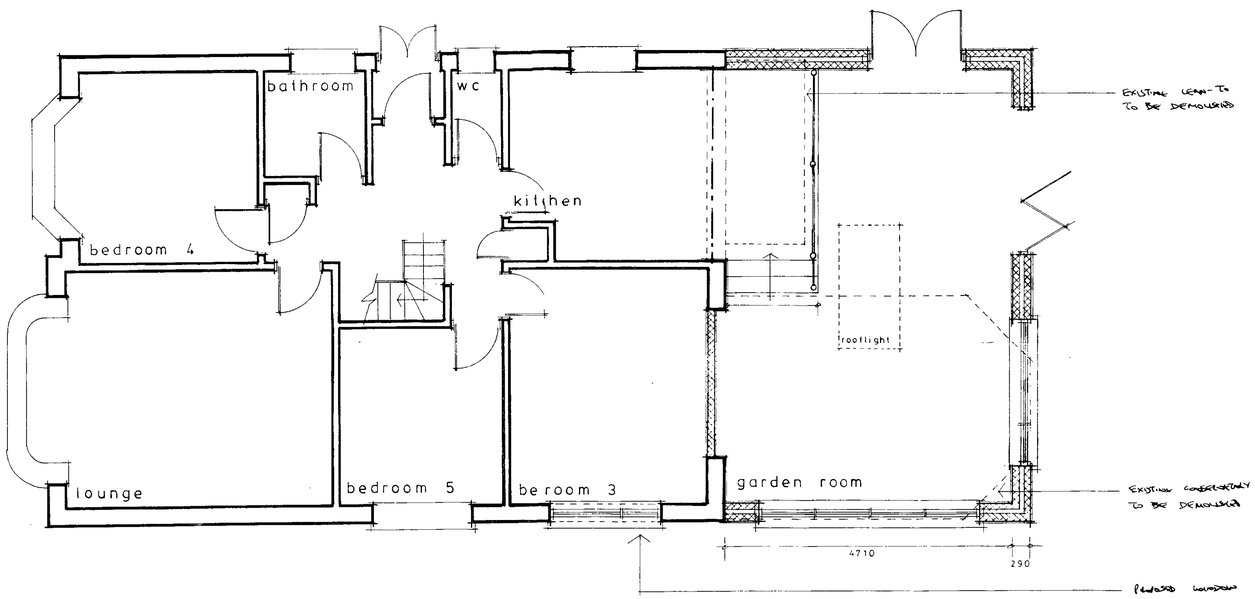

ground

Notes:

All dimensions must be checked on site. Only written dimensions shall be taken. Scaled dimensions shall only be used for planning application purposes. **nd**

The Contractor shall take all necessary site dimensions prior to manufacturing components detailed on this drawing.

All materials and workmanship shall comply with current Building Regulations, relevant British Standards and manufacturers recommendations.

This drawing must be read in conjunction with other associated drawings, the outline specification and the structural engineer's calculations (where appropriate).

Schedule of exterior finishes

- **Walls**

  White painted roughcast render with low level face brickwork to match the existing as closely as possible.

- **Mono-pitched roof**

  Red / brown plain tiles to match the existing as closely as possible.

- **Flat roof**

  Grey built-up felt roof covering.

- **Windows, doors and rooflights**

  Windows and French doors - white PVCu frames. Fenestrations to be similar to existing window designs.

  Bi-folding doorset – white PPC aluminium

  Rooflight – 'Flushglaze' or similar

- **Fascia, soffit and rainwater goods**

  Fascias and soffits shall be white PVCu boarding

  Rainwater goods shall be white PVCu

	Date	Revisions
A		

© copyright

Client
Mr D Hughes / Miss L Whittington

Job Title
54 Overhill
Southwick
BN42 4WJ

Rear extension

Drawing Title
Proposed floor plan and elevations

ADUR & WORTHING PLANNING SERVICES
AWDM/1496/12
13 FEB 2013

Scale 1:50 1:100 a A1

Date June 2012 | Drawn by

Drg.No. 12/03-01 | Rev

Paper Size: A2