

Existing Ground Floor



Existing Rear Elevation

North

Existing Side Elevation

West

Existing Front Elevation

South

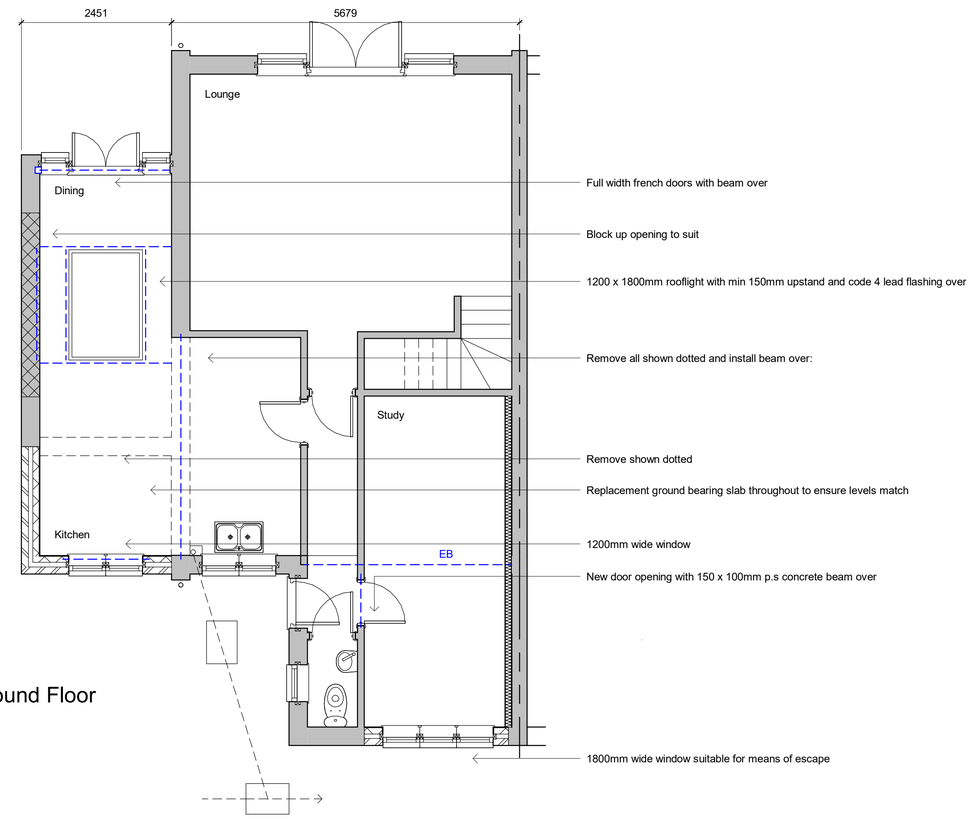

Proposed Ground Floor

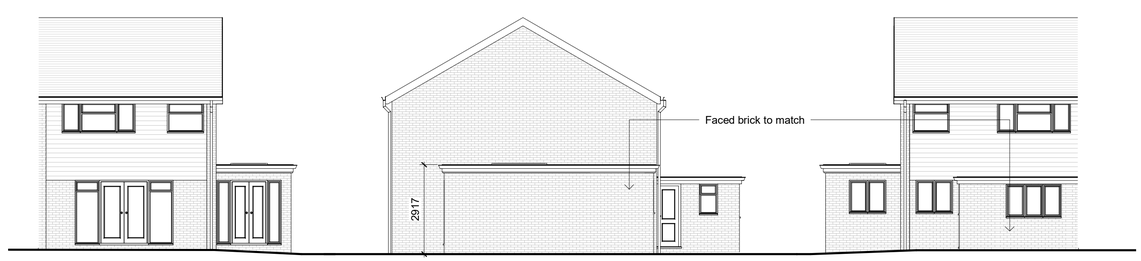

Proposed Rear Elevation

North

Proposed Side Elevation

West

Proposed Front Elevation

South



Site Plan 1:1250

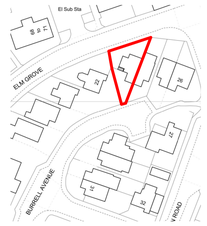

Site Plan 1:500

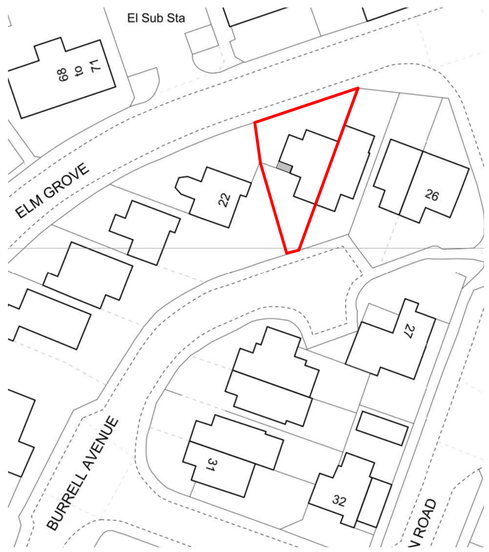

Revisions

0.5 0 0.5 1 1.5 2 2.5
SCALE 1: 50 m

1 0 1 2 3 4 5
SCALE 1: 100 m

5 0 5 10 15 20 25
SCALE 1: 500 m

10 0 10 20 30 40 50
SCALE 1: 1250 m

Materials

Drawing Number	2023/138	Sheet	1 of 1
Size	A1	Scale	1:50, 1:100, 1:500, 1:1250

Project

Existing and Proposed details
September 2023

Job Title

23 Burrell Avenue
Lancing
West Sussex
BN15 8QB

Do Not scale from this drawing except for planning as photocopies will be subject to distortion
Drawings to be read in conjunction with all other Designers and structural engineers contract drawings and specifications:
Any discrepancies must be brought to the attention of the Designer immediatialy.
The contractor must verify all dimensions by site measurement before ordering materials or manufacturing components
Substitute materials and products to those named will be acceptable if proven to be of equal or higher performance and not in conflict with other elements

M.J.Humphrey
Ltd

RICS cabe chartered association of building engineers

Mel Humphrey MRICS, MBEng
9 Aldsworth Avenue
Goring By Sea
West Sussex
BN12 4XQ

Mel@mjhumphrey.co.uk
07701055182

Adam Humphrey
4 Thalassa Road
Worthing
West Sussex
BN11 2HH

Adam@mjhumphrey.co.uk
07812419142