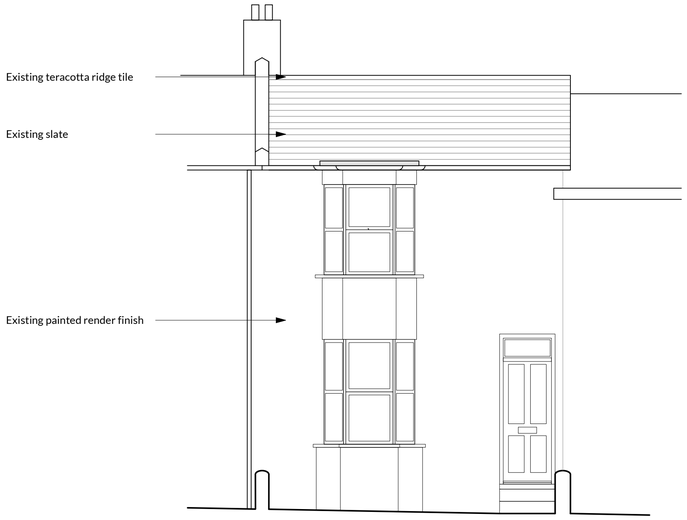

1 Proposed Front Elevation - Victoria Street (as Existing)
Scale: 1:50 @ A1

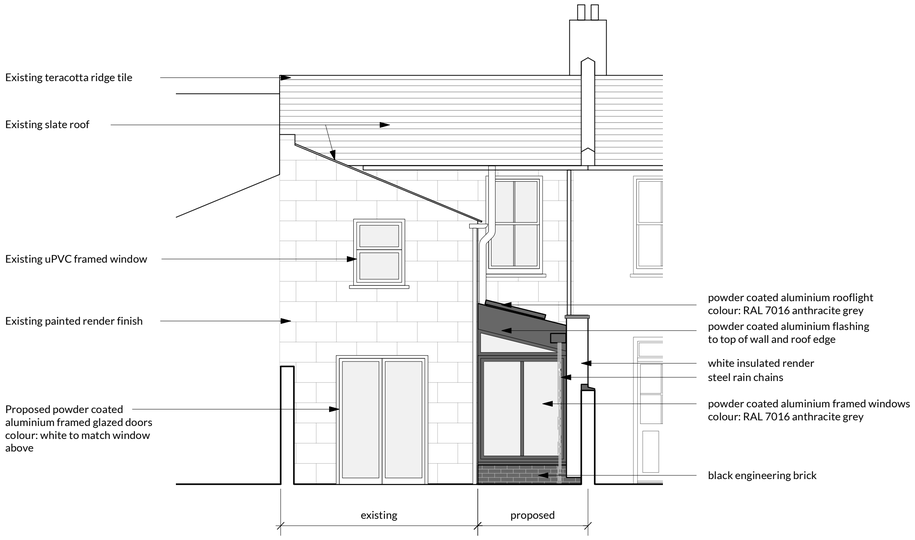

2 Proposed Rear Elevation
Scale: 1:50 @ A1

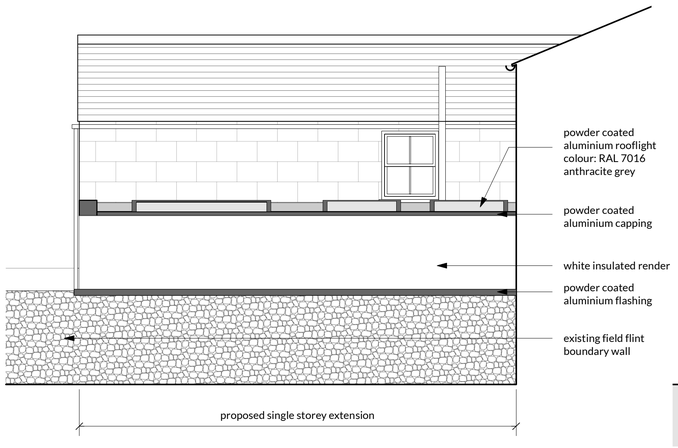

3 Proposed NE Side Elevation
Scale: 1:50 @ A1

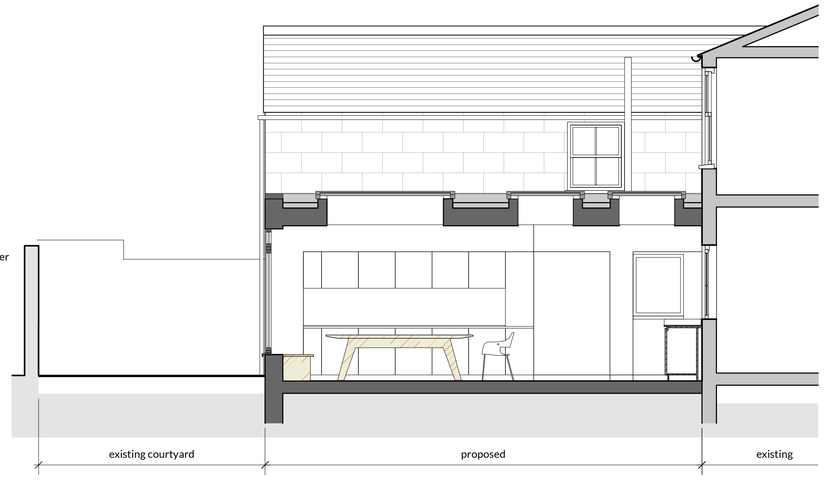

4 Proposed Section BB
Scale: 1:50 @ A1

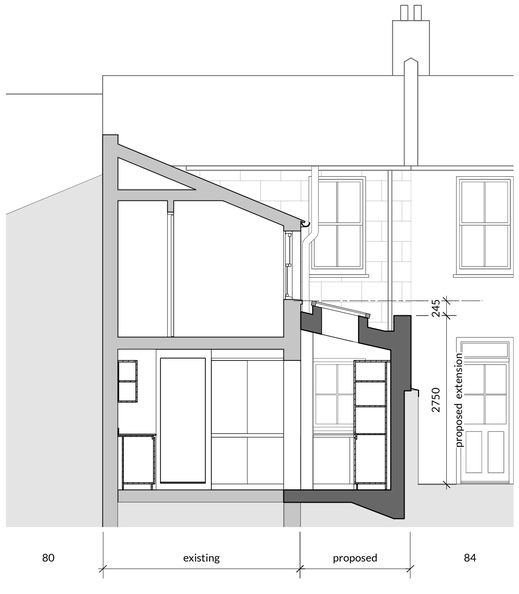

5 Proposed Section AA
Scale: 1:50 @ A1

metres
10 5 0

1. Dimensions and Levels

Figured dimensions and levels should be verified by the Contractor on site before construction or manufacture and any discrepancies brought to the attention of the Architect. Dimensions should not be scaled.

2. Existing Building and Services

Where shown, existing buildings and services will not indicate condition. The Contractor shall therefore investigate and report to the Architect at the commencement of the works.

3. Copyright

Copyright for all designs and drawings in full or part shall remain with the Architect in accordance with the Copyright Act.

4. Scope of Works

Drawings are issued in accordance with and on the basis of the RIBA Conditions of Engagement and the JCT Form of Contract unless otherwise agreed in writing

5. Statutory Requirements and Standards

All work is to comply with the current Building Regulations and the requirements of the respective local authority. Workmanship and standards shall also comply with the current Codes of Practice and the relevant British Standards.

6. Revisions

rev	date	notes
B	14.12.21	Planning issue

MOTHER ARCHITECTURE

SYBILLE HAEFLIGER
59A WICKLANDS AVE
SALTDEAN
BN2 8EQ

079757 22209
sybilleh@gmail.com

Client
AL & LIZ REID

Project
82, VICTORIA ROAD, SHOREHAM BY SEA
BN43 5WS

Drawing
PROPOSED ELEVATIONS
& SECTIONS

Drawn	Date	Scale
SH	JULY 2021	1:50 @ A1 1:100 @ A3

Job No.	Drg. No.	Rev.
16	P200	B

Drawing status **PLANNING**