All work to comply with building regulations and planning consent.
Workmanship and materials to comply with British standards and code of practice.
Scaled dimensions are approximate, take exact dimensions from site.
This drawing was prepared for local authority approval and not as a working drawing.
LOCAL AUTHORITY MAY SCALE THE DRAWING
Any deviation from the drawing to be agreed with the local authority
Any queries to be agreed prior to construction
See separate details for Structural engineers calculations.

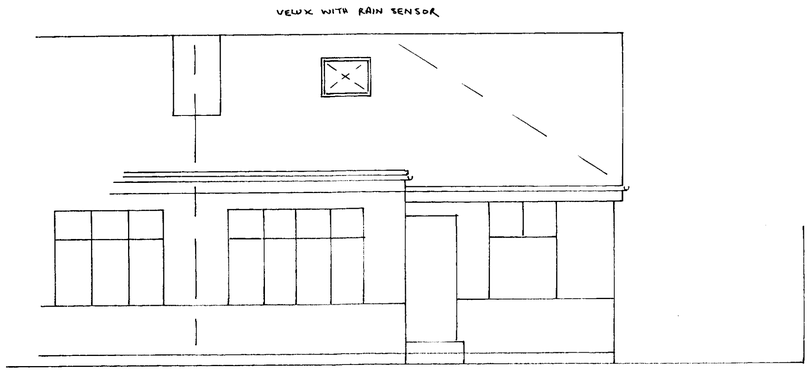

FRONT ELEVATION 1:50 AT A1.



SIDE ELEVATION FROM 10 1:50 AT A1

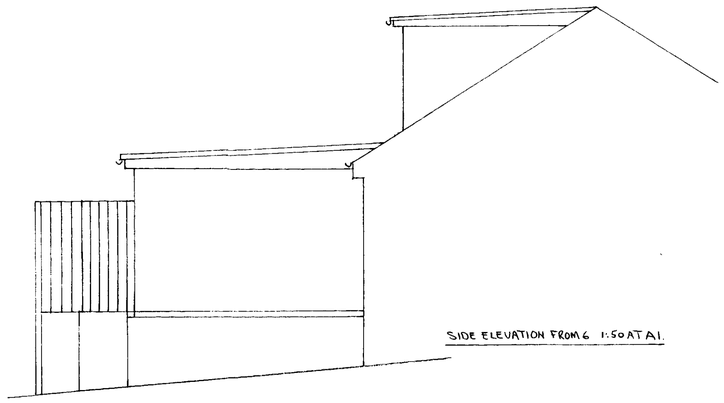

SIDE ELEVATION FROM 6 1:50 AT A1.

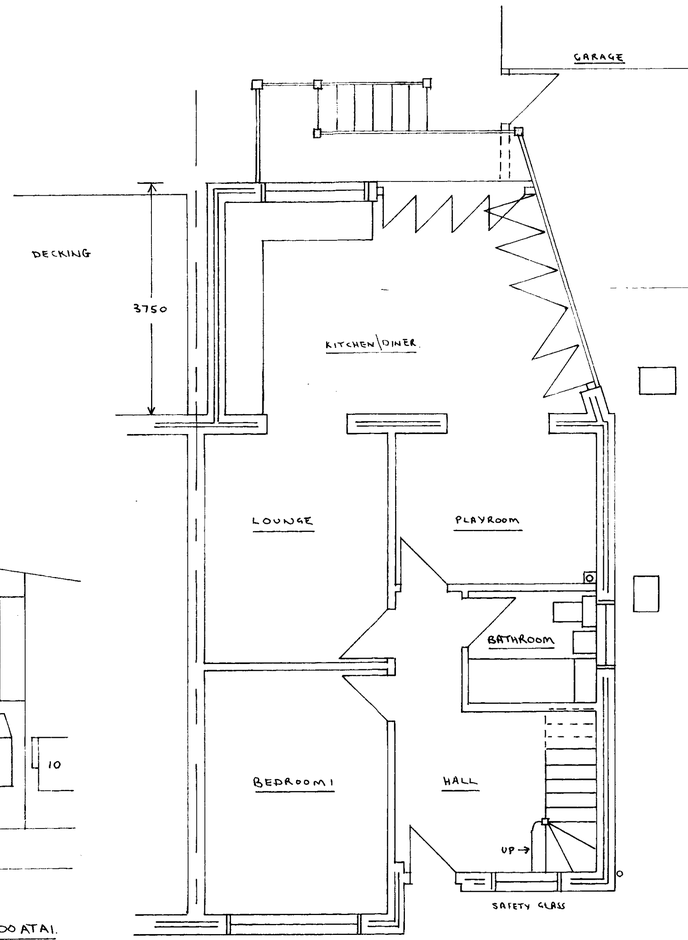

GROUND FLOOR PLAN 1:50 AT A1.

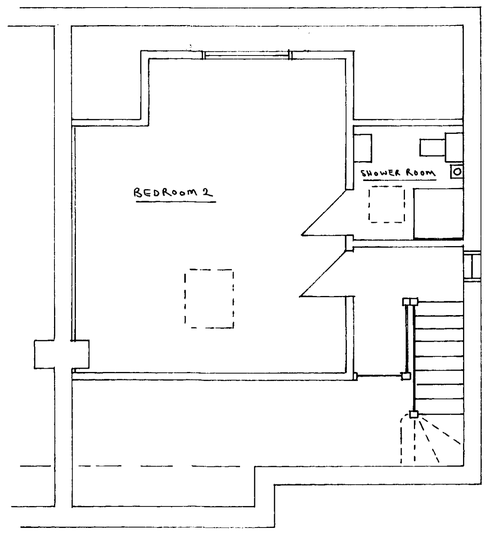

FIRST FLOOR PLAN 1:50 AT A1.

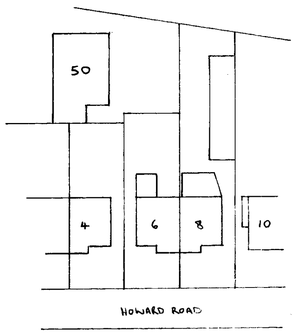

BLOCK PLAN 1:500 AT A1.



REAR ELEVATION 1:50 AT A1.

Tony Standing Designs

Drawings for Domestic Extensions

Title	PROPOSED REPLACEMENT OF CONSERVATORY WITH AN EXTENSION PLUS A ROOM IN THE ROOF SPACE.				
Client	MR J. TEMPEST AT 8 HOWARD ROAD, SOMPTING. BN15 0LW				
Drawn By: Date	TS APRIL 12	Drawing Revision	C706-1 EDE	Scale	AS SHOWN

Mr A J G Standing
39 Hills Road,
Steyning BN44 3QG

Phone:
01903 814151

T. Standing