All dimensions to be confirmed

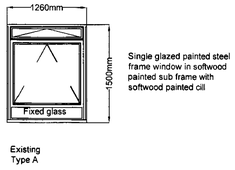

Existing
Type A

Single glazed painted steel frame window in softwood painted sub frame with softwood painted cill

Existing Type A
Window

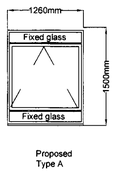

Proposed
Type A

New Fensa approved thermally broken Double glazed painted hot dip galvanised steel frame window, by Clement Windows or similar approved, in matching painted steel sub frame with painted steel cill. All to match existing profiles and colours!

Proposed Type A
Window

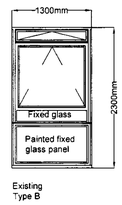

Existing
Type B

Single glazed painted steel frame window in softwood painted sub frame with softwood painted cill

Existing Type B
Window

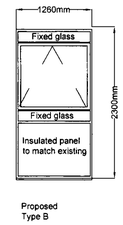

Proposed
Type B

New Fensa approved thermally broken Double glazed painted hot dip galvanised steel frame window, by Clement Windows or similar approved, in matching painted steel sub frame with painted steel cill. All to match existing profiles and colours!

New insulated through coloured panel to match existing

Proposed Type B
Window

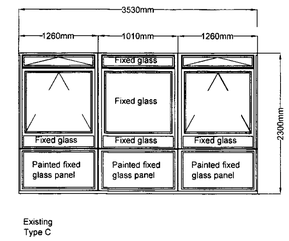

Existing
Type C

Single glazed painted steel frame window in softwood painted sub frame with softwood painted cill

Existing Type C
Window

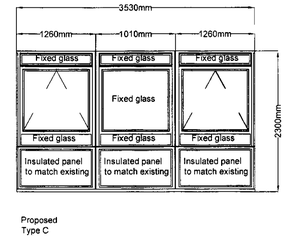

Proposed
Type C

New Fensa approved thermally broken Double glazed painted hot dip galvanised steel frame window, by Clement Windows or similar approved, in matching painted steel sub frame with painted steel cill. All to match existing profiles and colours!

New insulated through coloured panel to match existing

Proposed Type C
Window

Existing and Proposed Window Types
1:50 @ A1
1:100 @ A3

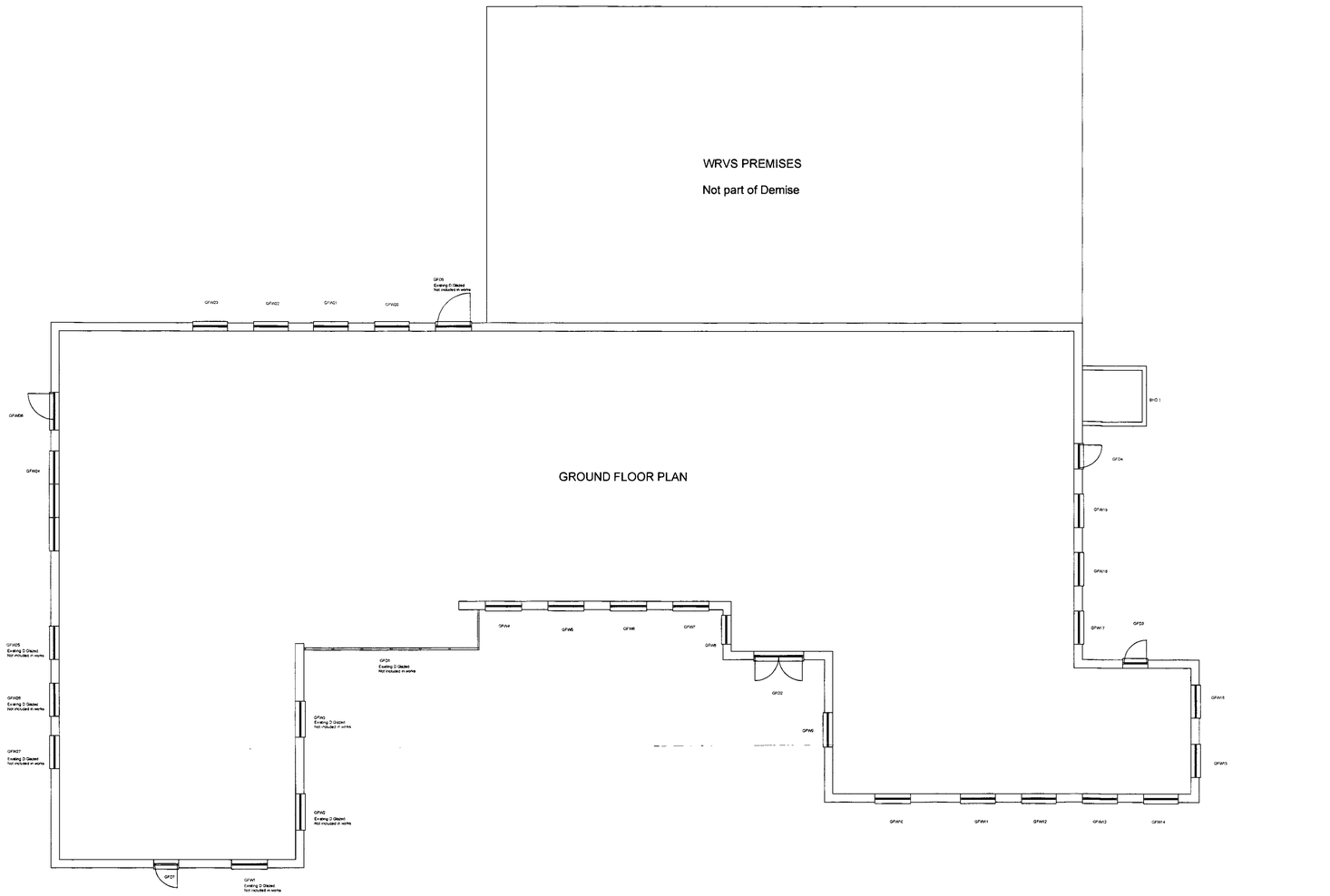

Existing and Proposed
Ground Floor Plan
1:100

0m 1.0m 2.0m 3.0m 4.0m 6.0m

Scale Bar - 1:100 @ A1
Scale Bar - 1:200 @ A3

WINDOW REF	TYPE A	TYPE B	TYPE C	TYPE D	Glass type	
					Clear D Glazed	Obscured D Glazed
Ground Floor						
GFW 1	Existing Double glazed window, Not included in works					
GFW 2	Existing Double glazed window, Not included in works					
GFW 3	Existing Double glazed window, Not included in works					
GFW 4	X				X	
GFW 5	X				X	
GFW 6	X				X	
GFW 7	X				X	
GFW 8	X				X	
GFW 9	X				X	
GFW 10	X				X	
GFW 11			X		X	
GFW 12			X		X	
GFW 13			X		X	
GFW 14			X		X	
GFW 15			X		X	
GFW 16			X		X	
GFW 17			X		X	
GFW 18			X		X	
GFW 19			X		X	
GFW 20			X		X	
GFW 21			X		X	
GFW 22			X		X	
GFW 23			X		X	
GFW 24				X	X	
GFW25	Existing Double glazed window, Not included in works					
GFW 26	Existing Double glazed window, Not included in works					
GFW 27	Existing Double glazed window, Not included in works					
TOTALS						

Ground Floor Window References

DOOR REF	TYPE A	TYPE B	TYPE C		Glass type	
					Clear D Glazed with Boarded glass below	GWFP D Glazed
GFD 1	Existing Double glazed door, Not included in works					
GFD 2					X	
GFD 3					X	
GFD 4					X	
GFD 5	Existing Double glazed door, Not included in works					
GFD 6					X	
GFD 7	Existing painted ply door, Not included in works					
BHD 1					N/A	N/A
FFD 1						X

Door References

DO NOT SCALE FROM THIS DRAWING. Use figured dimensions only and all dimensions to be verified on site, any discrepency reported immediately.

This drawing has been produced for the specific client and project identified below and is not intended for use by any other person or for any other purpose. © Macconvilles Surveying.

This drawing is to be read in conjunction with all other related drawings and documentation.

Details are representative only, final setting out to be verified on site.

Electrical, Mechanical and Structural layouts are indicative only, refer to Electrical, Mechanical and Structural drawings for layout details and calculations.

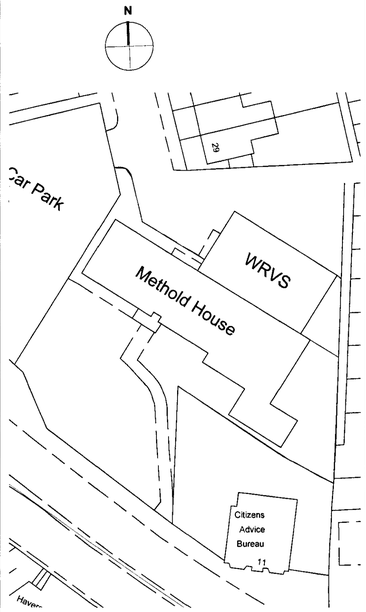

Site Plan
1:500

Rev	Revision details	Drwn	Chkd	Date
1	Application changed for aluminium windows	TAR	TAR	02-11

FEASIBILITY		BUILDING CONTROL	
DESIGN		TENDER	
BILLING		CONSTRUCTION	
PLANNING	X	AS BUILT	

	Signed	Date
Drawn:	TAR	Jan 2011
Checked:		Jan 2011

MacConvilles
BUILT ENVIRONMENT CONSULTANTS
Surveying

Shaftesbury Court
95 Ditchling Road
BRIGHTON
East Sussex
BN1 4ST
T +44 (0) 1273 692611
F +44 (0) 1273 676639
E mail@macconvilles.com
W www.macconvilles.com

Client
Guild Care
Worthing

Project Name
Window Replacement
Method House, North Street, Worthing

Drawing Title
Existing and Proposed Ground Floor Plan

Aluminium

Scale- 1:100 @ A1
Scale - 1:200 @ A3

Drawing No	Scale @ A1	Rev
21505-03-GA.P.001	**1:100**	**1**