Copyright (c) 2020

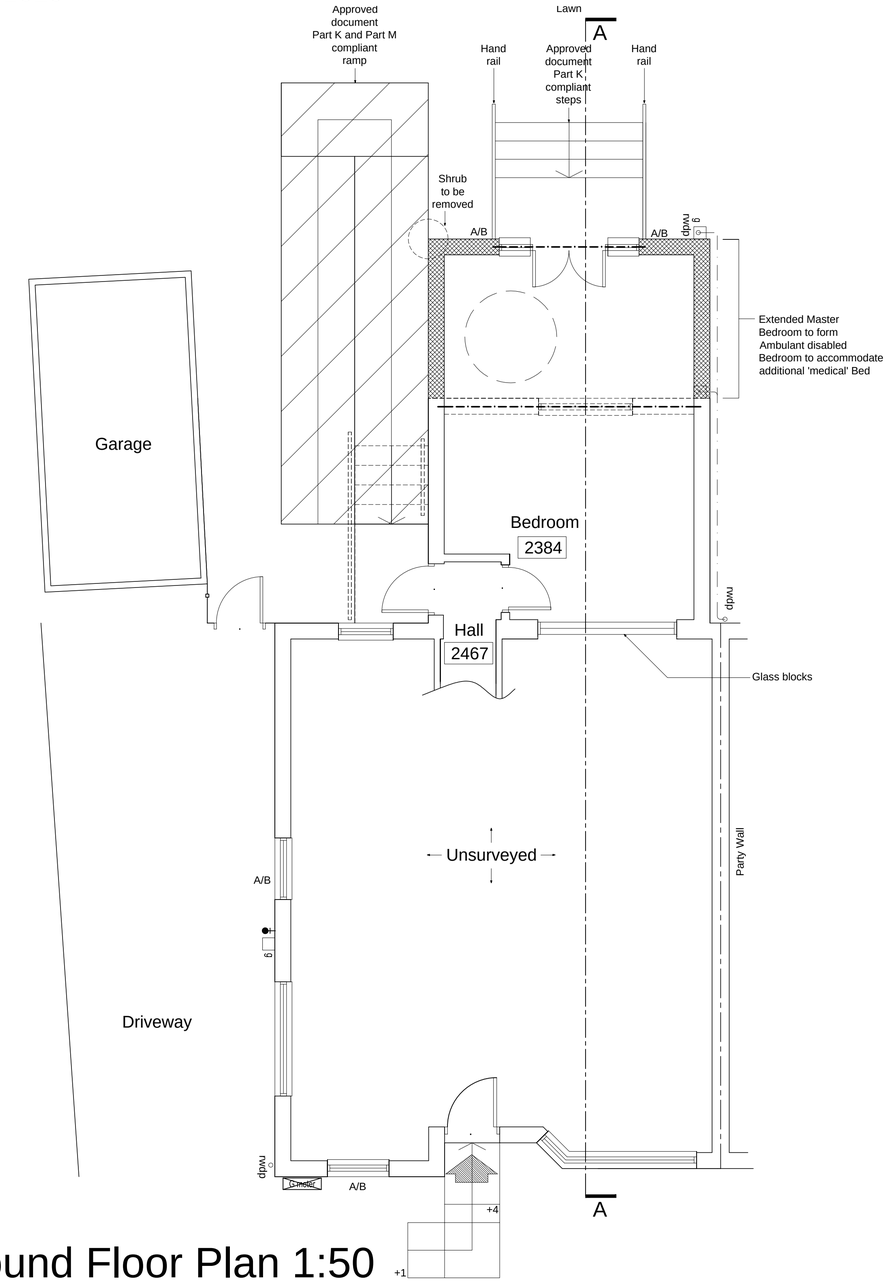

Ground Floor Plan 1:50

A/B - Air brick

- Denotes external water tap

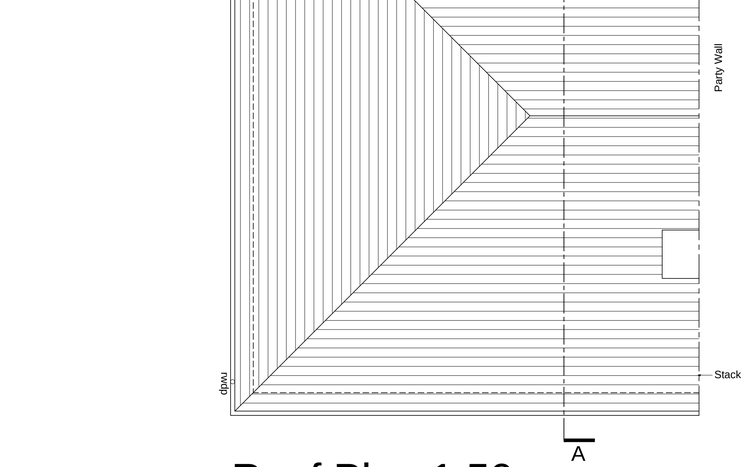

Roof Plan 1:50

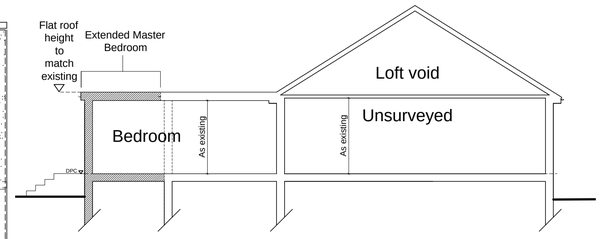

Simple Section A/A 1:100

NOTE:
The contractor is to check all site dimensions and levels before work starts. Report any discrepancies.

This drawing must be read with and checked against all structural and other specialist drawings, specifications and bills of quantities. Report any discrepancies.

The contractor is to comply with all current British Standards and Building Regulations whether or not specifically stated on these drawings.

Materials:

Roof:
Flat roof to match existing

Walls:
Render and face brick all to match existing

Fascia and soffit:
To match existing

Windows and doors:
To match existing

Ramp:
2 no goings of 6000mm each.
Gradient no more than 1:16
Individual rise = 375mm
Total rise =750mm
O/a width = 1200mm
Landing min length = 1200mm

1.5m Dia. Turning circle

INDICATIVE STEEL LOCATIONS

ITEMS SHOWN DASHED TO BE REMOVED

2620 Floor to ceiling spot heights

1m 2m 3m 4m 5m
1:100 Scale Bar
1m 2m 3m 4m 5m
1:50 Scale Bar

PROPOSED WALLS ON PLAN

FOR PLANNING

Rev.	Date	Description	By

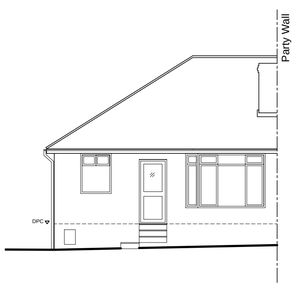

SE Elevation 1:100

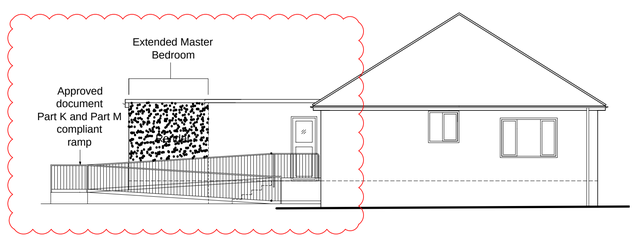

SW Elevation 1:100

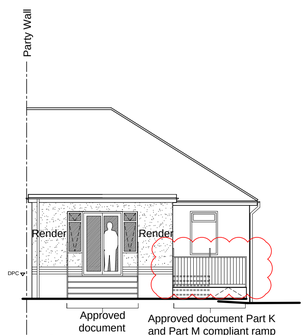

NW Elevation 1:100

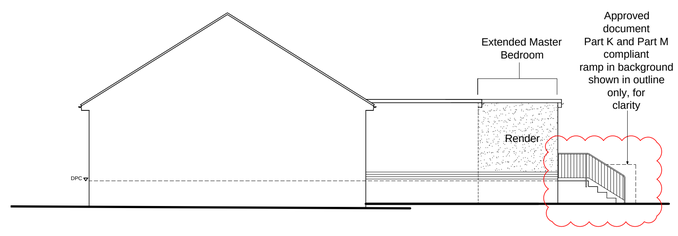

NE Elevation 1:100 (About Party Wall)

Client
Mr and Mrs Hewitt

Project
Alterations To:
37 Hawkins Crescent
Shoreham-by-sea

Drawing Title
Plans, Elevations and Simple Section as Proposed

Copyright (c) 2020 of:
Sussex Architectural Services
Wicket View
Cuckfield Lane
Warninglid
West Sussex
Tel:(01444) 461355
Email: info@sussexarchitecturalservices.co.uk

Scale	Drawing Number
1:100, 1:50 @ A1	20-111-02
Date: April 2020	A
Drawn: -	