No dimensions to be scaled from drawing except for planning purposes.

The contractor should check all dimensions on site.

It is the contractors responsibility to ensure compliance with Building Regulations.

C.D.M. Regs. 2015. The Client is advised of his responsibilities to appoint a Planning Supervisor under these Regs. All works to comply with the C.D.M. Regs. 2015.

The Party Wall Act. 1996 The property owner is advised of the requirements of the Act, & the requirement to serve a Party Wall Notice on any adjoining owners as required under the act.

REVISIONS:

A. 30.04.24 First floor side extension omitted. Ground floor rear extension amended. Second floor layout revised. Proposed section added.
B. 30.05.24 Amended inaccordance with client's requirements.
C. 08.06.24 Rooflight added to rear extension.
D. 12.06.24 First floor side & rear extensions omitted.



FRONT SOUTH
PROPOSED ELEVATIONS
Scale 1:100



SIDE EAST



REAR NORTH

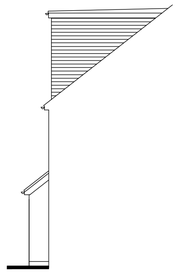

SIDE WEST

SCHEDULE OF MATERIALS TO LOFT CONVERSION ONLY

BOX DORMER WALLS - TILE HANGING TO MATCH EXISTING
ROOF - FLAT ROOF
WINDOWS - NEW PVCu WINDOW COLOUR WHITE
RAINWATER GOODS - NEW PVCu COLOUR BLACK

GABLE WALL - TILE HANGING TO MATCH EXISTING
MAIN ROOF EXTENSION - PLAIN TILES TO MATCH EXISTING

0m 5m 10m

Scale Bar – 1:100

Roof Volume Calculation

Main Rear Dormer
(3.805m. x 2.880m) x 5.435 = 29.78 m.³
÷ 2

Hip End
1/3 (8.075m. x 3.280m) x 4.115 = 17.98 m.³
÷ 2

Total Roof Volume 17.98 m³+ 29.78 m³= 47.76 m³

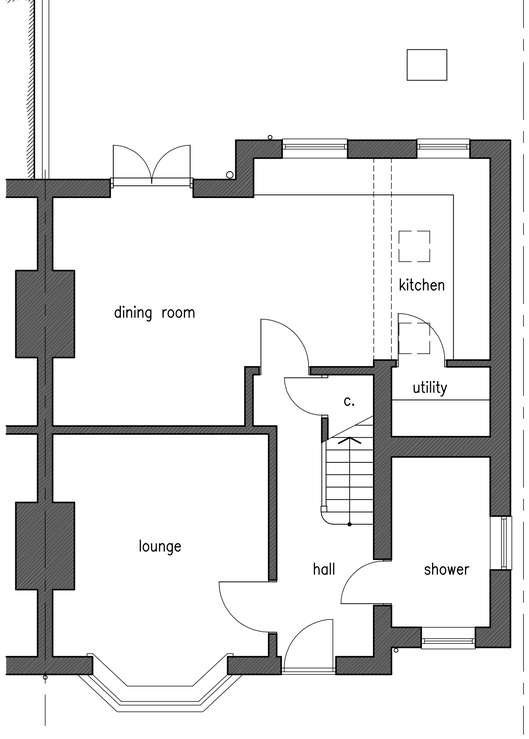

PROPOSED GROUND FLOOR
Scale 1:50

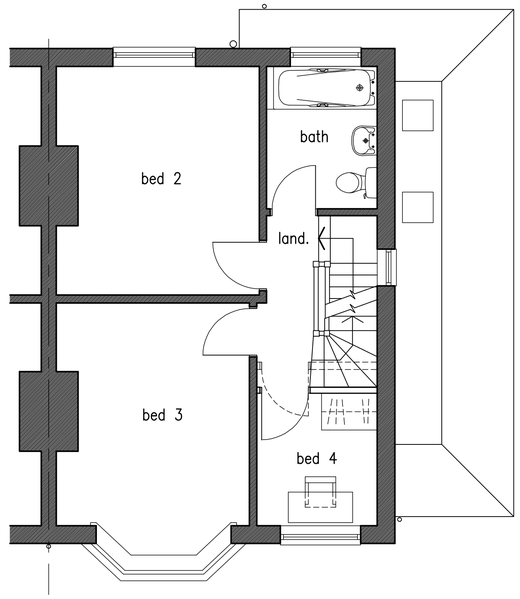

PROPOSED FIRST FLOOR
Scale 1:50

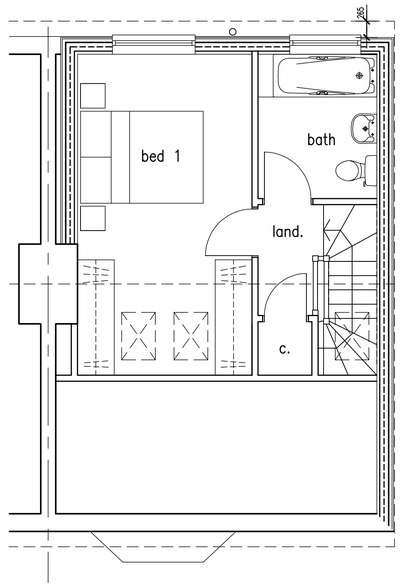

PROPOSED SECOND FLOOR
Scale 1:50

0m 5m 10m

Scale Bar – 1:50

ADCS
Architectural Design
Computer Services
30 Foxley Lane
Worthing
West Sussex
BN13 3AD
Tel: 01903 260701
E-mail:
adcs@sky.com

Client
MRS E. BALL

Project
PROPOSED LOFT CONVERSION
22 SALVINGTON GARDENS
WORTHING
WEST SUSSEX BN13 2BL

Drawing
PROPOSED FLOOR PLANS & ELEVATIONS

Scale	Date	Drawn
1:50 & 1:100 @ A1	16.04.24	TP

Drawing No. 1607/P02 Revision D