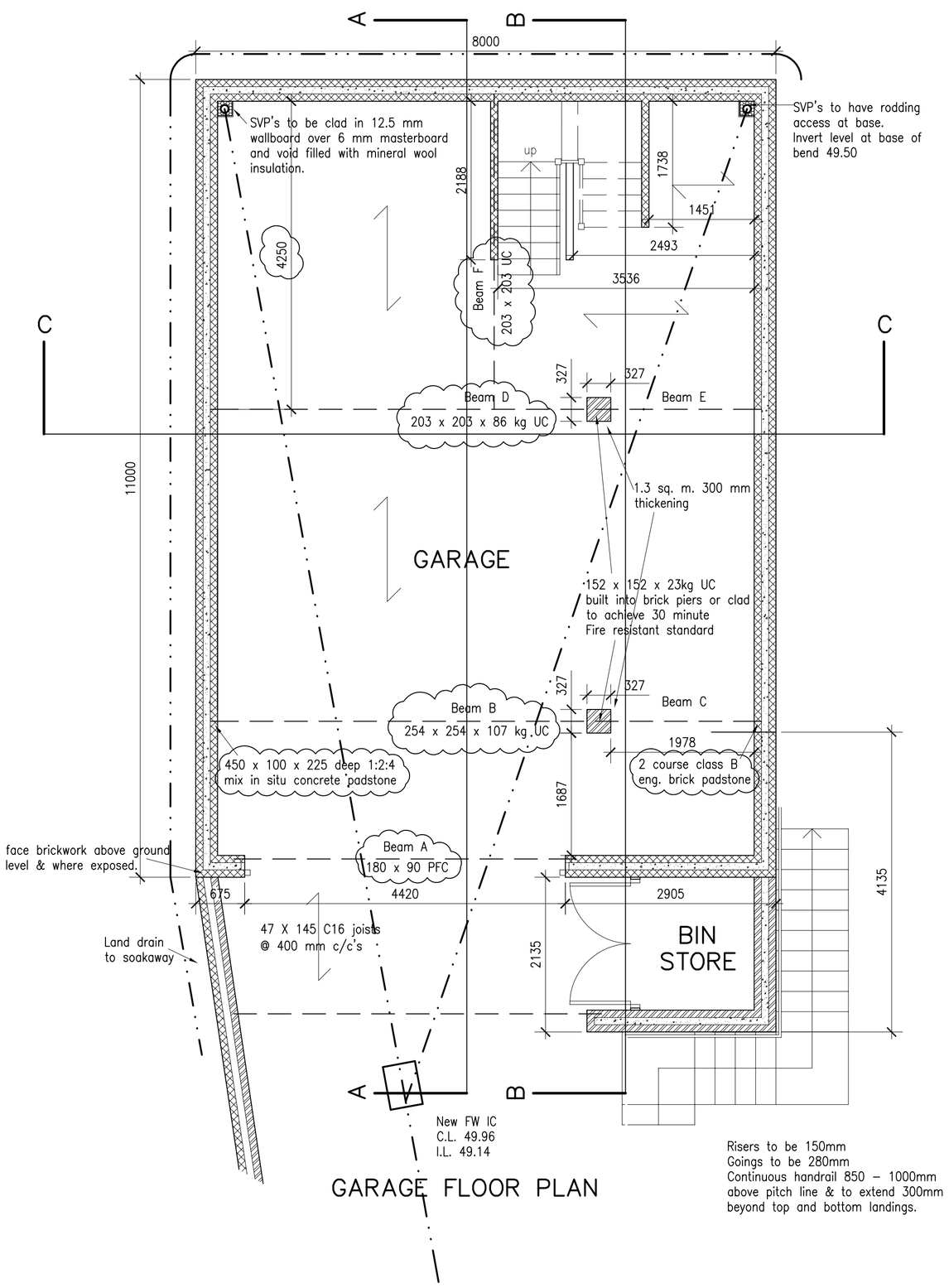

GARAGE FLOOR PLAN

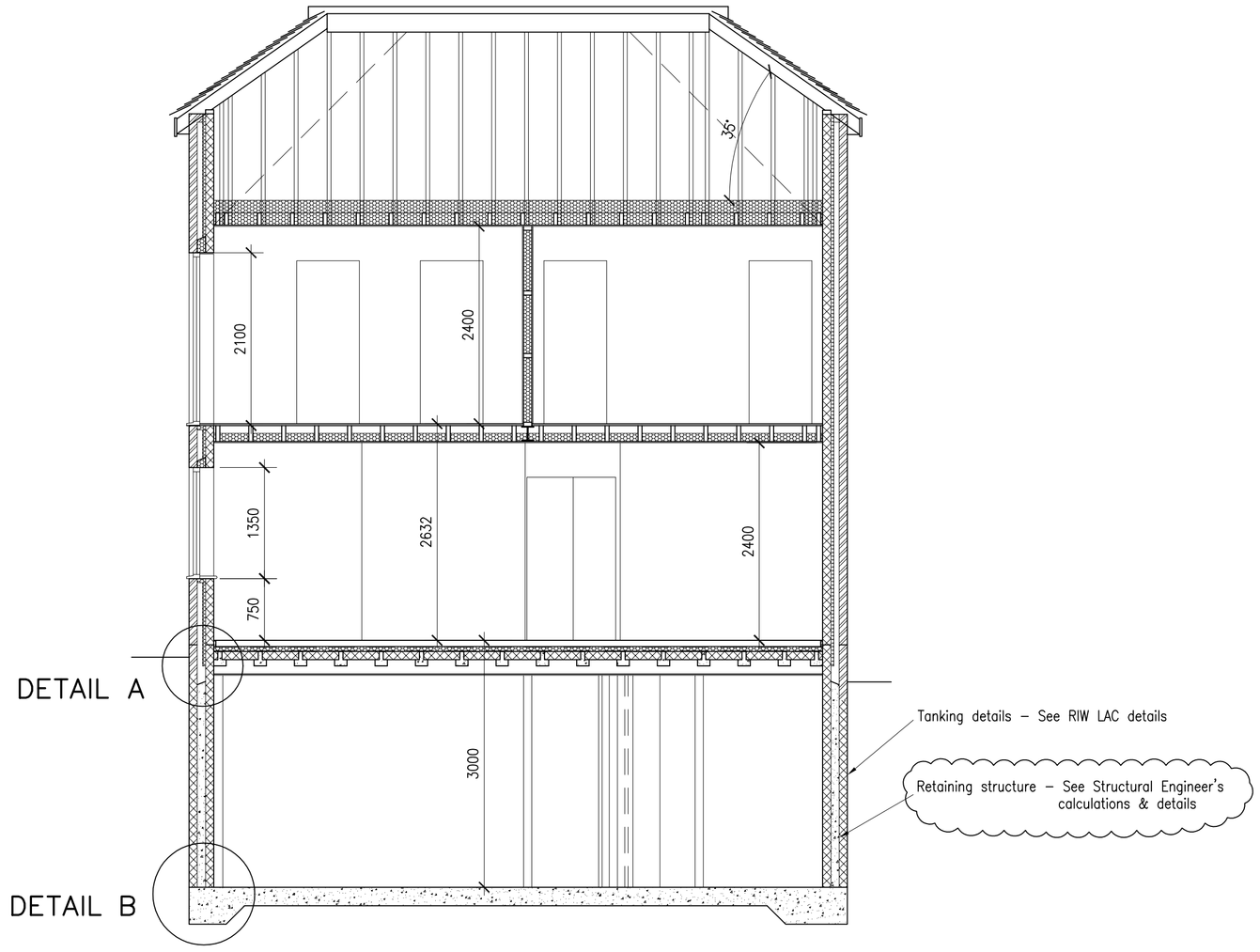

SECTION C – C

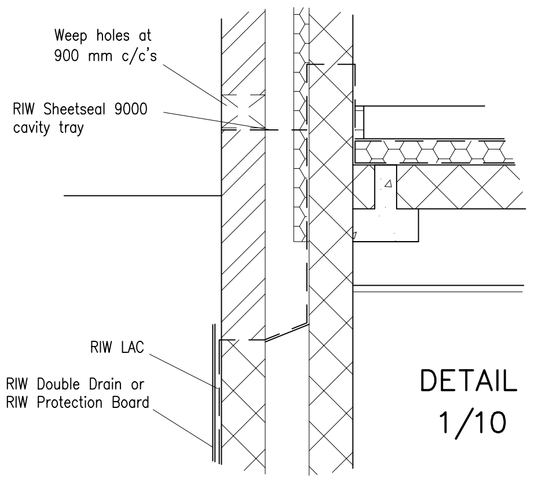

DETAIL A
1/10

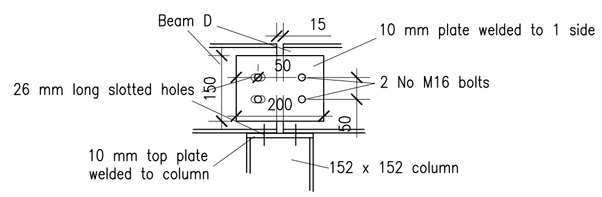

Beam D /Column Connection
1/10

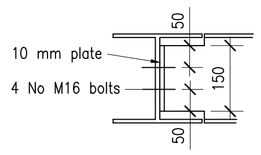

Beam F/D Connection
1/10

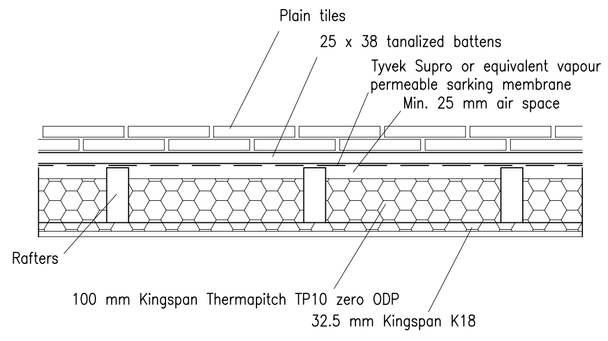

SKEILING CONSTRUCTION
1/10

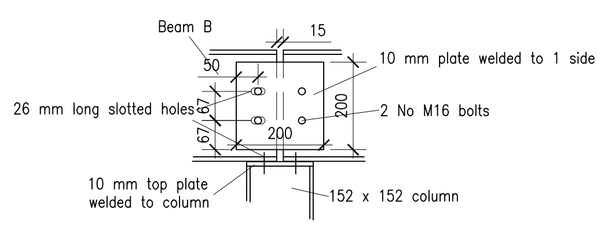

Beam B /Column Connection
1/10

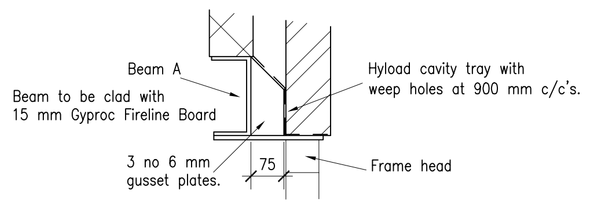

Beam A
1/10

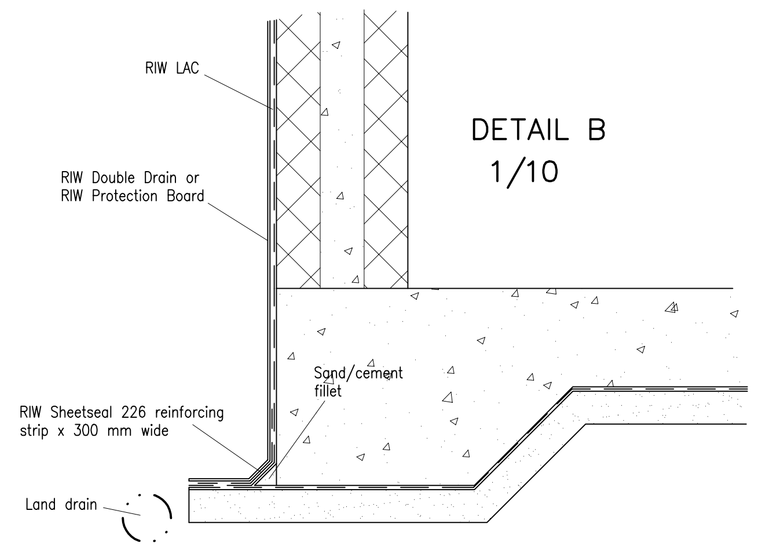

DETAIL B
1/10

NOTES

DO NOT SCALE OFF THIS DRAWING.

CHECK ALL DIMENSIONS ON SITE BEFORE ANY WORK IS COMMENCED. ALL GOODS MATERIALS AND WORKMANSHIP MUST CONFORM WITH CURRENT BUILDING REGULATIONS, BRITISH STANDARDS AND CODES OF PRACTICE.

DRAWING TO BUILDING REGULATION/PLANNING APPLICATION STAGE ONLY.

COPYRIGHT OF THIS DRAWING IS RETAINED BY THE SURVEYOR AND IT MUST NOT BE REPRODUCED WITHOUT HIS WRITTEN CONSENT.

REV

02.08 Section C – C and details added.
B 15.02.08 Fire protection and insulation noted to SVP's.
External steps modofied to comply fully with A. D. Doc. M.
C 18.03.08 Eng's details added.
D 12.08.09 Stairwell dims added to floor plan.
Beam codes over Garage added.
E 21.08.09 Beam dims added.
Padstones noted.
Beam G omitted.
Beam details added.
F 14.06.10 Terrace extended to front of Garage.
G 14.07.10 Extended Garage floor plan dimension revised and noted.

RICS
NIGEL MARTIN MRICS
Chartered Building Surveyor
Building Design and Survey
35 Southdown Close
Haywards Heath
West Sussex. RH16 4JR
Tel/Fax: 01444 459 752
email: nigel@nigelmartin.net

CLIENT
MR. & MRS. D. DYSON

JOB TITLE
PROPOSED HOUSE

LAND AT 1 MILL HILL
SHOREHAM–by– SEA
WEST SUSSEX

DRAWING TITLE
PROPOSED BASEMENT FLOOR PLAN

SECTION C – C

DETAILS

DATE	SCALE	DRAWN BY
07.07	1/50, 1/10	nm

DRAWING NO.	REVISION
891.06.05	G