ADUR DISTRICT COUNCIL

Adur District Council

Town and Country Planning Act 1990

Office use
App AD/0445/07
Date Rc 20 JUL 2007
Fee £135

Householder's planning application form

Use this form to apply for planning permission to extend or alter your house or flat, to build a garage or other structure on your property or to create access for a vehicle onto a classified road (please read note 9).

Please read the notes before you fill in this form.

1 Please give the address of the property to be altered or extended.

16 LONGCROFT SOUTHDOWN ROAD
SHOREHAM
BN 43 5AY.

2 Type of property (please tick)

Detached House	☐	Terraced House	☐	Other (please give details)	☐
Semi-detached House	☐	Flat	☑		

3 Please describe the development you are applying for.

REPLACEMENT OF OLD METAL WINDOWS WITH WHITE UPVC DOUBLE GLAZED WINDOWS AND DOOR TO BALCONY.

4 Applicant (in block capitals)

Full name : MRS. J. LELEUX
Address (including postcode):
16 LONGCROFT
SOUTHDOWN ROAD
SHOREHAM BN 43 5AY
Phone Number: [redacted]
Home:
Work:
Extension:
Fax Number:

Agent (if any)

Full name : ANGLIAN WINDOWS (5825)
Address (including postcode):
10-12 STATION ROAD INDUSTRIAL
ESTATE. STATION ROAD
HAILSHAM E. SUSSEX BN27 4ET
Phone Number: 01323-846184
Home:
Work:
Extension:
Fax Number: 01323 842291

5 **Please enclose four copies of this form and four sets of plans.**
Please number

	Plan number	Scale
Location plan	O.S. MAP	1:1250
Block plan	SCALE DRAWING OF PROPOSED UNITS	1:10.
~~Floor plan~~	PHOTOS.	
~~Elevations~~	TECHNICAL DETAILS & SURVEY PRINT OUT REPORT	
Other	DESIGN + ACCESS STATEMENT	

6 **Will the development involve cutting down any trees?** Yes ☐ No ☑
If "Yes", please show these clearly on the block plan.

7 **Will the development (including any new or altered access affect a public footpath or any other public right of way?** Yes ☐ No ☑

8 **Does this application require a fee?** (See note 3) Yes ☑ No ☐

If "No", please tick the option that applies (See note 3) A ☐ B ☐ C ☐

If "Yes", please state the fee enclosed (See note 4) £135-00

Signature: [redacted] **Date:** 13-7-07

Please print your name: ROBERT STONE

Certificate under Article 7 of the Town and Country Planning (General Development Procedure) Order 1995

If anyone else owns the land or part of it, you must fill in Certificate B, which you can get from the Planning Section. You must also tell the owner of the land about this application by serving a notice on them. If you own all of the land, you must fill in Certificate A below.

Certificate A

I confirm that:

- Nobody except the applicant was an owner of any part of the land involved at the beginning of the period of 21 days before the date of this application; and
- none of the land this application relates to is an agricultural holding or part of an agricultural holding.

Signature: **Date:**

Please print your name:

ADUR DISTRICT COUNCIL

Town and Country Planning (General Development Procedure) Order 1995

CERTIFICATE UNDER ARTICLE 7

Certificate B *(a)*
I certify that:

- I have/The applicant has/The appellant has* given the requisite notice to everyone else who, on the day 21 days before the date of the accompanying application/appeal*, was the owner(b) of any part of the land to which the application/appeal* relates, as listed below.

Owner's(b) name	Address at which notice was served	Date on which notice was served
WORTHING & DISTRICT ESTATE MANAGEMENT	THE OLD BANK 85 ROLLANDS ROAD WORTHING W. SUSSEX BN11 3JX	13-7-07

***- None of the land to which the application/appeal* relates is, or is part of, an agricultural holding.**

OR

***- I have/The applicant has/The appellant has* given the requisite notice to every person other than my/him/her* self who, on the day 21 days before the date of the application/appeal*, was a tenant of an agricultural holding on all or part of the land to which the application/appeal* relates, as follows:**

Tenant's name	Address at which notice was served	Date on which notice was served

ADUR DISTRICT COUNCIL
PLANNING DIVISION

PLAN No.	ADC/00567
DATE RECEIVED	20 JUL 2007

Signed [redacted]

* On behalf of MISS J. LOLEUX

Date 13-7-07

*delete where inappropriate

(a) This Certificate is for use with applications and appeals for planning permission (articles 7 and 9(1) of the Order). One of Certificates A, B, C or D (or the appropriate certificate in the case of certain minerals applications) must be completed, together with the Agricultural Holdings Certificate.

(b) "owner" means a person having a freehold interest or a leasehold interest the unexpired term of which is not less than 7 years, or, in the case of development consisting of the winning and working of minerals, a person entitled to an interest in a mineral in the land (other than oil, gas, coal, gold or silver).

06-JUN-06 11:28 adur planning 01273263203 PAGE : 2


BATHROOM
REAR BEDROOM
KITCHEN
PLAN NO.
DATE
20 JUL 2007
PROTECTED
COUNCIL


LOUNGE
FRONT BEDROOM

OS Sitemap™

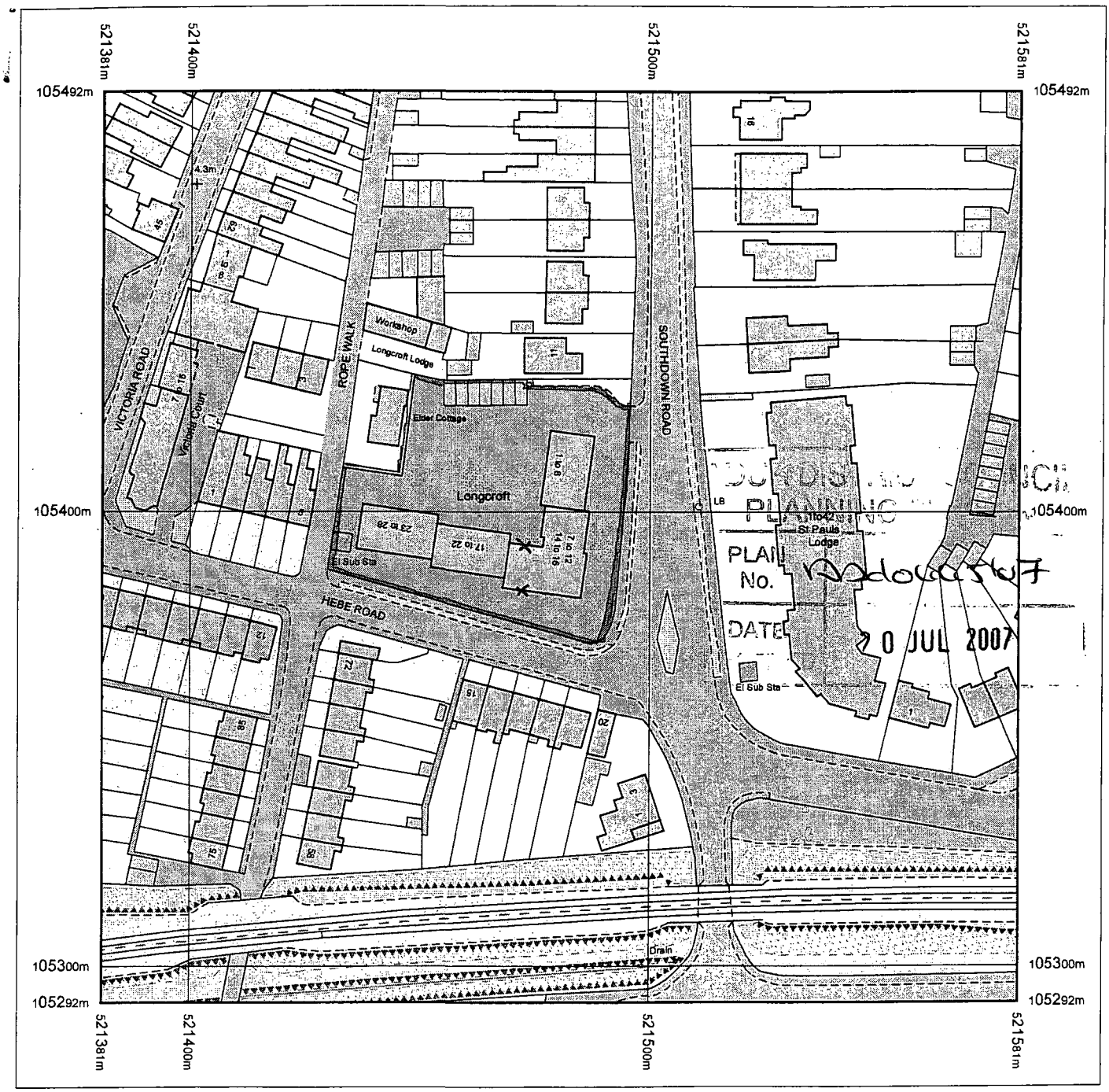

Produced 10.07.2007 from the Ordnance Survey National Geographic Database and incorporating surveyed revision available at this date. © Crown Copyright 2007.

Reproduction in whole or part is prohibited without the prior permission of Ordnance Survey.

Ordnance Survey and the OS Symbol are registered trademarks and OS Sitemap is a trademark of Ordnance Survey, the national mapping agency of Great Britain.

The representation of a road, track or path is no evidence of a right of way.

The representation of features as lines is no evidence of a property boundary.

Metres
0 20 40

Scale 1:1250

Supplied by: **Outlet User**
Serial number: 00091200
Centre coordinates: 521481 105392

Further information can be found on the OS Sitemap Information leaflet or the Ordnance Survey web site:
www.ordnancesurvey.co.uk

Anglian
Home improvements

Anglian Windows Limited
Units 10 & 12
Station Road Industrial Estate
Hailsham
East Sussex BN27 2EY
Tel: 01323 845939
Fax: 01323 842291

DESIGN AND ACCESS STATEMENT

ADUR DISTRICT COUNCIL
PLANNING DIVISION
PLAN No. Ardownsbr
DATE RECEIVED 20 JUL 2007

LOCATION:- 16 LONGCROFT
SOUTHDOWN ROAD
SHOREHAM BY SEA
WEST SUSSEX
BN43 5AY

The Propose Development within the application for Planning Permission applies to the windows within the Flat.

The Access Element of the building will not alter from the existing access.

The designs of the units will remain as per the existing windows. The materials used (PVCu) will greatly assist in reducing heat loss (u-value) from the flat.

The windows and door will not have a significant impact on the surrounding area.

[redacted]



SURVEYOR

Registered Office Anglian Windows Limited PO Box 65 Anson Road Norwich NR6 6EJ Registered in England No.2540020. A member of the Anglian Group.
Authorised and regulated by the Financial Services Authority in respect of insurance and mortgage mediation activities.

077-5825 Ms LELOUX

SCALE 1:10 VIEWED OUTSIDE

KITCHEN

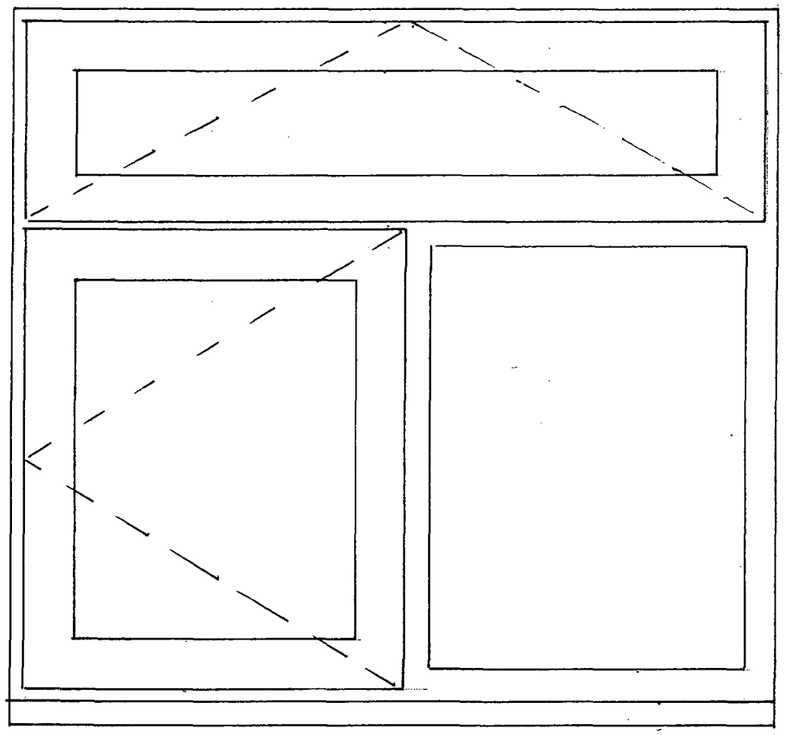

BATHROOM

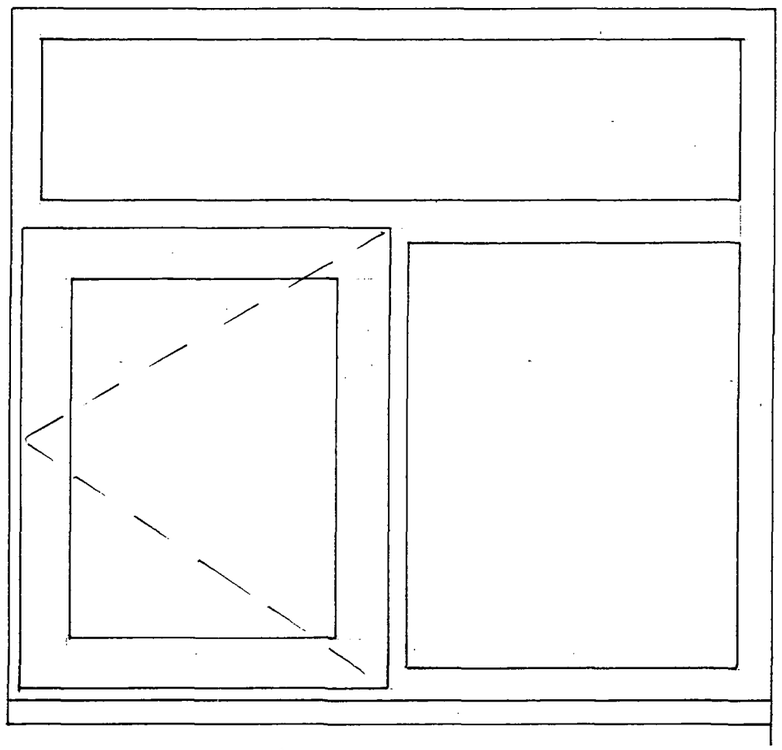

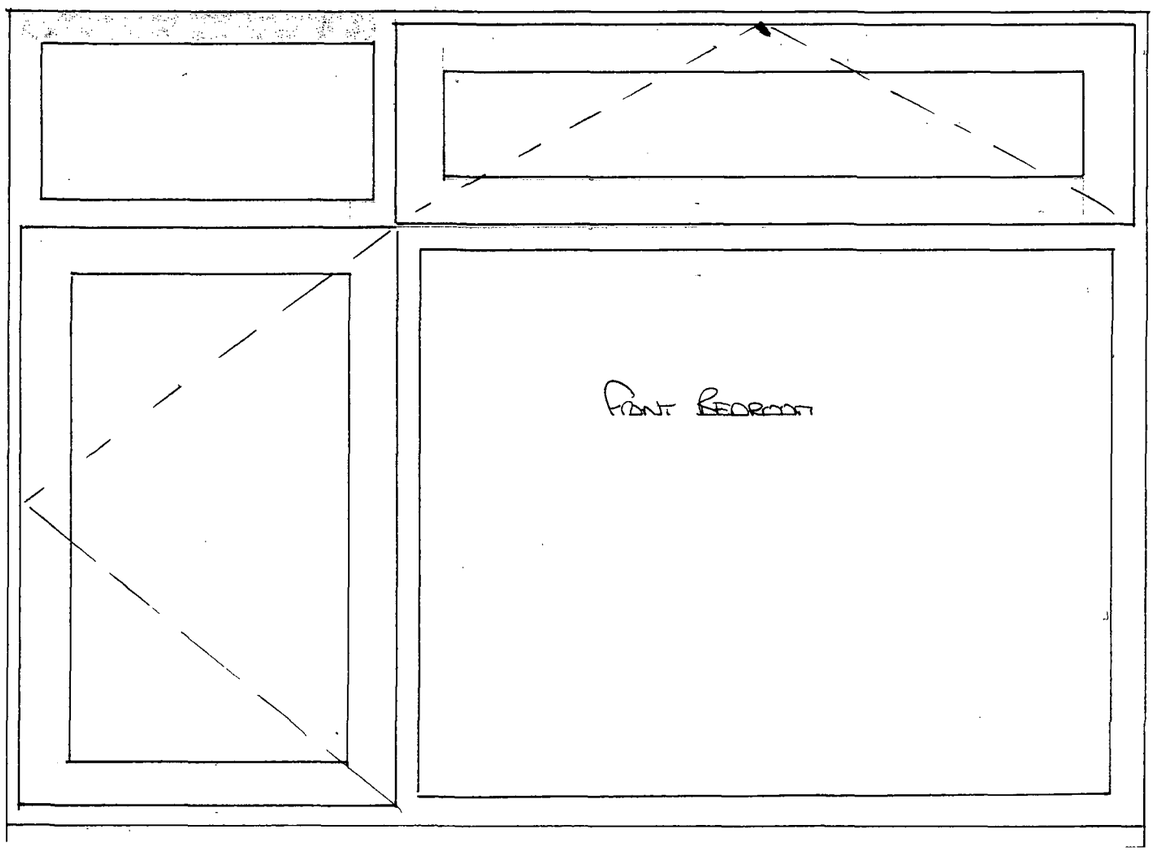



DUR DISTRICT COUNCIL
PLANNING DIVISION
PLAN No. A0606567
DATE 20 JUL 2007

077 - 58225 Ms LELEUX LOUNGE SCALE 1:10 VIEWED OUTSIDE

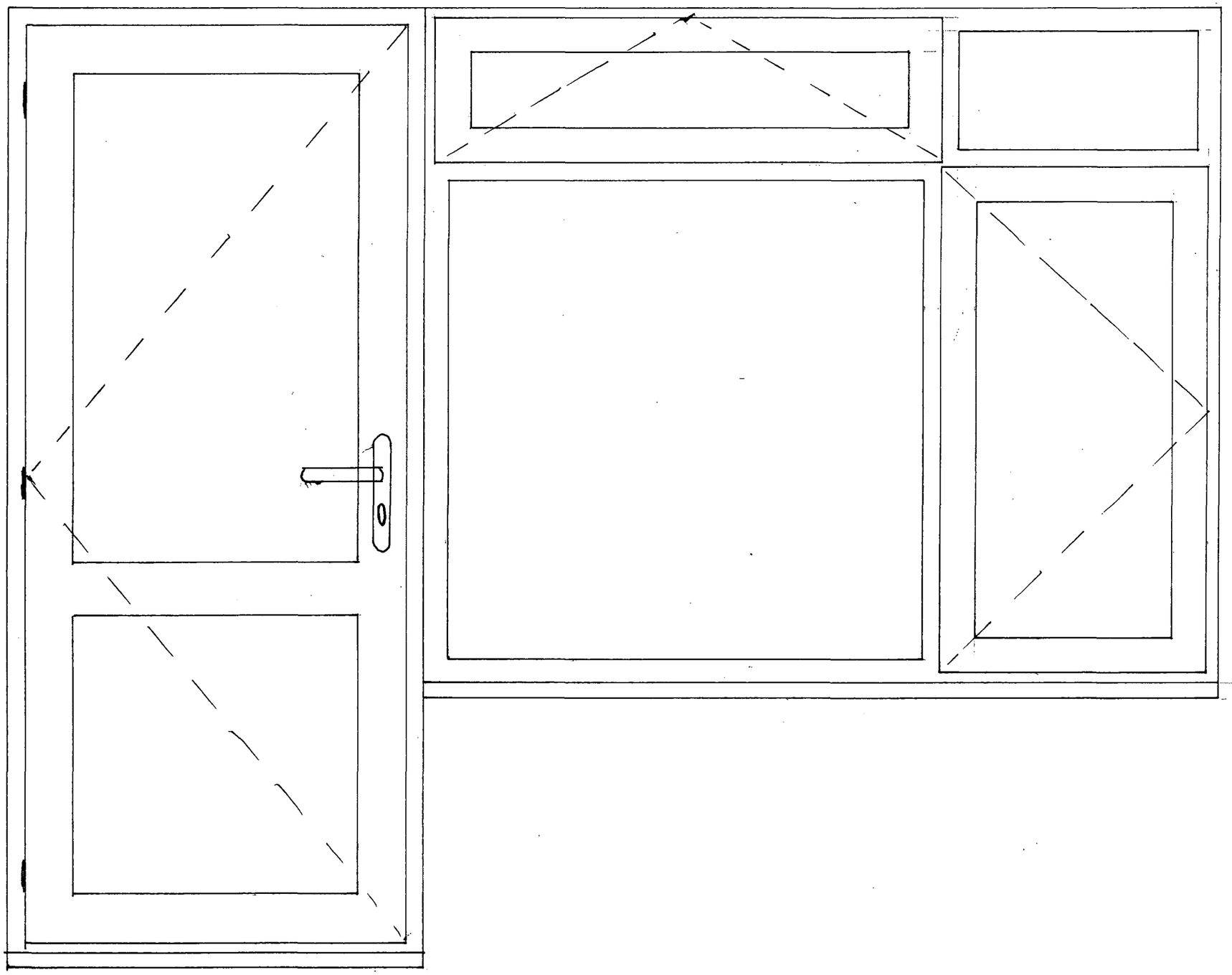

DUR DISTRICT COUNCIL
PLANNING DIVISION
PLAN No. Add044567
DATE 20 JUL 2007

Survey Report

Anglian Home improvements

Order no.	S107758225		
Customer	LELEUX	**A/C No.**	[DEFAULT]
Address	16 LONGCROFT SOUTHDOWN RD SHOREHAM		

Surveyor	Robert Stone	**Surveyor no.**	
Salesperson			
Report Date	13-07-07		
Survey Date	08-07-07		

Provisional installation date between 24-09-07 **and** 08-10-07

SURVEY \ HEALTH AND SAFETY NOTES

DUR DISTRICT COUNCIL
PLANNING DIVISION
PLAN No. A0010665/07
DATE 20 JUL 2007

ITEM	1	**Product Type**	UH Retail Casement	**Design**	UH0042
QTY	1	**Frame Colour**	White	**Cill Colour**	White
		Cill Type	150mm x 35mm Cill		
		Sill Length	1910		

Question	Selection		
Reinforcing	**Rules**		
Drainage	**Concealed**		
Profile Set	**UH**		
Location	**Lounge**		
Handle	**Handle Espag Lock White**	**Vent**	**1**
Handle	**Handle Espag Lock White**	**Vent**	**2**
Packer	**216 Standard C/Mullion**	**Right Jamb**	**1**
Bead Type	**Bead 2000**		
Friction Stays	**Defender**	**Vent**	**1**
Locking	**Schlegel Shootbolt**	**Vent**	**1**
Friction Stays	**Defender Easy Clean**	**Vent**	**2**
Locking	**Schlegel Shootbolt**	**Vent**	**2**

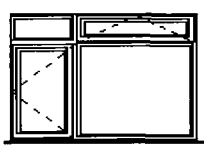

Product Dimensions

	Width breaks	Height breaks
1.	1175	350
2.	630	1180

Width	1810			
Height	1565			
		Total	1805	1530

Long Ht

Glazing details

Pane	wd	ht	Size	Inner Pane	Size	Outer Pane	Effect	Spacer	Spacer Type
1	1025	200	4.00	Sgl Annealed PLT	4.00	Sgl Clear Float	None	16.00	Silver
2	566	286	4.00	Sgl Annealed PLT	4.00	Sgl Clear Float	None	16.00	Silver
3	480	1030	4.00	Sgl Tgh PLT	4.00	Sgl Tgh Clear Float	None	16.00	Silver
4	1111	1116	4.00	Sgl Tgh PLT	4.00	Sgl Tgh Clear Float	None	16.00	Silver

ITEM 2 **Product Type** UN Retail Residential Door **Design** UN0002
QTY 1 **Frame Colour** White **Cill Colour** White
Cill Type 150mm x 16mm Cill
Sill Length 1050

Question	Selection	
Vent Drip		
Door Threshold	**Std Threshold**	
Reinforcing	**Rules**	
Door Opening	**Out**	
Drainage	**Concealed**	
Location	**Lounge**	
Handle	**Handle Curved Lever Outer White L/H**	**Vent** 1
Handle	**Handle Curved Lever Inner White R/H**	**Vent** 1
Bead Type	**Bead 2000**	
Lever Handles	**White Curved**	1
Door Locking	**Assa Lock**	1

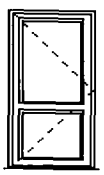

Product Dimensions

	Width breaks	Height breaks
1.	950	1324
2.		830

Width 950
Height 2170

Total 950 2154

Long Ht

DUN DISTRICT COUNCIL
PLANNING
PLAN No. A06/0057
DATE 20 JUL 2007

Glazing details

Pane	wd	ht	Size	Inner Pane	Size	Outer Pane	Effect	Spacer	Spacer Type
1	671	1138	4.00	Sgl Tgh PLT	4.00	Sgl Tgh Clear Float	None	16.00	Silver
2	671	668	4.00	Sgl Tgh PLT	4.00	Sgl Tgh Clear Float	None	16.00	Silver

ITEM	3	**Product Type**	UH Retail Casement	**Design**	UH0030
QTY	1	***Frame Colour***	White	**Cill Colour**	White
		Cill Type	150mm x 35mm Cill		
		Sill Length	1346		

Question	Selection		
Reinforcing	**Rules**		
Drainage	**Concealed**		
Profile Set	**UH**		
Location	**Kitchen**		
Handle	**Handle Espag Lock White**	**Vent**	**1**
Handle	**Handle Espag Lock White**	**Vent**	**2**
Bead Type	**Bead 2000**		
Friction Stays	**Defender**	**Vent**	**1**
Locking	**Schlegel Shootbolt**	**Vent**	**1**
Friction Stays	**Defender Easy Clean**	**Vent**	**2**
Locking	**Schlegel Shootbolt**	**Vent**	**2**

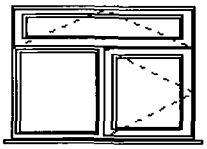

Product Dimensions

	Width breaks	Height breaks
1.	623	350
2.	623	780

Width	1246
Height	1165

Total 1246 1130

Long Ht

Glazing details

Pane	wd	ht	Size Inner Pane	Size Outer Pane	Effect	Spacer	Spacer Type
1	1078	200	4.00 Sgl Annealed PLT	4.00 Sgl Clear Float	None	16.00	Silver
2	559	716	4.00 Sgl Annealed PLT	4.00 Sgl Clear Float	None	16.00	Silver
3	473	630	4.00 Sgl Annealed PLT	4.00 Sgl Clear Float	None	16.00	Silver

DUR DISTRICT COUNCIL
PLANNING DIVISION
PLAN NO. Enclosure 67
DATE 20 JUL 2007

ITEM	4	**Product Type**	UH Retail Casement	**Design**	UH0542
QTY	1	**Frame Colour**	White	**Cill Colour**	White
		Cill Type	150mm x 35mm Cill		
		Sill Length	1945		

Question	Selection		
Reinforcing	**Rules**		
Drainage	**Concealed**		
Profile Set	**UH**		
Location	**Front Bedroom**		
Handle	**Handle Espag Lock White**	**Vent**	**1**
Handle	**Handle Espag Non-Lock White**	**Vent**	**2**
Bead Type	**Bead 2000**		
Friction Stays	**Defender**	**Vent**	**1**
Locking	**Schlegel Shootbolt**	**Vent**	**1**
Friction Stays	**Defender Fire Escape**	**Vent**	**2**
Locking	**Schlegel Shootbolt**	**Vent**	**2**

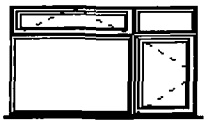

Product Dimensions

	Width breaks	Height breaks
1.	630	350
2.	1215	980

Width	1845
Height	1365

Total 1845 1330

Long Ht

Glazing details

Pane	wd	ht	Size	Inner Pane	Size	Outer Pane	Effect	Spacer	Spacer Type
1	566	286	4.00	Sgl Annealed PLT	4.00	Sgl Clear Float	None	16.00	Silver
2	1065	200	4.00	Sgl Annealed PLT	4.00	Sgl Clear Float	None	16.00	Silver
3	1151	916	4.00	Sgl Annealed PLT	4.00	Sgl Clear Float	None	16.00	Silver
4	480	830	4.00	Sgl Annealed PLT	4.00	Sgl Clear Float	None	16.00	Silver

ITEM 5 **Product Type** UH Retail Casement **Design** UH0042
QTY 1 **Frame Colour** White **Cill Colour** White
Cill Type 150mm x 35mm Cill
Sill Length 1945

Question	Selection		
Reinforcing	**Rules**		
Drainage	**Concealed**		
Profile Set	**UH**		
Location	**Rear Bedroom**		
Handle	**Handle Espag Lock White**	**Vent**	**1**
Handle	**Handle Espag Non-Lock White**	**Vent**	**2**
Bead Type	**Bead 2000**		
Friction Stays	**Defender**	**Vent**	**1**
Locking	**Schlegel Shootbolt**	**Vent**	**1**
Friction Stays	**Defender Fire Escape**	**Vent**	**2**
Locking	**Schlegel Shootbolt**	**Vent**	**2**



Product Dimensions

	Width breaks	Height breaks
1.	1215	350
2.	630	980

DISTRICT COUNCIL
PLANNING
PLAN No. A06666567
DATE 20 JUL 2007

Width 1845
Height 1365
Total 1845 1330

Long Ht

Glazing details

Pane	wd	ht	Size	Inner Pane	Size	Outer Pane	Effect	Spacer	Spacer Type
1	1065	200	4.00	Sgl Annealed PLT	4.00	Sgl Clear Float	None	16.00	Silver
2	566	286	4.00	Sgl Annealed PLT	4.00	Sgl Clear Float	None	16.00	Silver
3	480	830	4.00	Sgl Annealed PLT	4.00	Sgl Clear Float	None	16.00	Silver
4	1151	916	4.00	Sgl Annealed PLT	4.00	Sgl Clear Float	None	16.00	Silver

ITEM	6	**Product Type**	UH Retail Casement	**Design**	UH0026
QTY	1	**Frame Colour**	White	**Cill Colour**	White
		Cill Type	150mm x 35mm Cill		
		Sill Length	1346		

Question	**Selection**		
Reinforcing	**Rules**		
Drainage	**Concealed**		
Profile Set	**UH**		
Location	**Bathroom**		
Handle	***Handle Espag Lock White***	**Vent**	1
Bead Type	**Bead 2000**		
Friction Stays	**Defender Easy Clean**	**Vent**	1
Locking	**Schlegel Shootbolt**	**Vent**	1

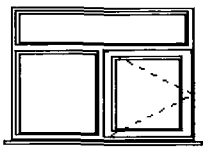

Product Dimensions

	Width breaks	**Height breaks**
1.	623	350
2.	623	780

Width	1246			
Height	1165			
		Total	1246	1130

Long Ht

DUR DISTRICT COUNCIL
PLANNING DIVISION
PLAN No. Ap0c0044507
DATE 20 JUL 2007

Glazing details

Pane	wd	ht	Size	Inner Pane	Size	Outer Pane	Effect	Spacer	Spacer Type
1	1164	286	4.00	Sgl Annealed PLT	4.00	Sgl Vert Charcoal Stick	None	16.00	Silver
2	559	716	4.00	Sgl Annealed PLT	4.00	Sgl Vert Charcoal Stick	None	16.00	Silver
3	473	630	4.00	Sgl Annealed PLT	4.00	Sgl Vert Charcoal Stick	None	16.00	Silver

Additional PVC Trims Items Summary

Item	Product	Description	Colour	U of M	Length	Qty
7	Retail Trims General	19 x 12 Rectangle	White	N\A	5000 mm	7
8	Retail Trims General	28mm Batten	White	N\A	5000 mm	9
					Total PVC Trims	**16**

Building Work Summary

Item	Product	Length	Width	Height	Qty
9	PLANNING	N\A	N\A	N\A	1
				Total Building Work Items	**1**

This survey is unacceptable unless the following declarations are made :

I confirm that safety glazing has been ordered where necessary. (Tick Box) ☐

I confirm that obscure glazing has been ordered where necessary. (Tick Box) ☐

I confirm that remaining options have been checked and are correct. (Tick Box) ☐

Name : Robert Stone

Signature : _____

Total items on order: 9 **Total Products on order:** 6

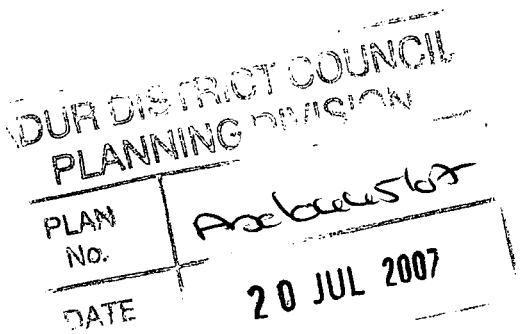

Drg.No. GA\045 Rev. M

NOTE:– FOR REINFORCEMENT DETAILS SEE CURRENT REINFORCEMENT RULES

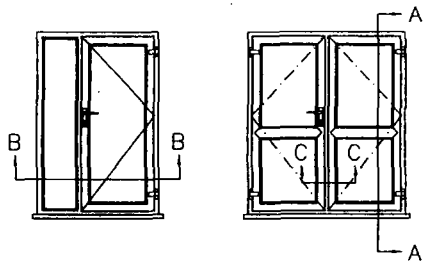

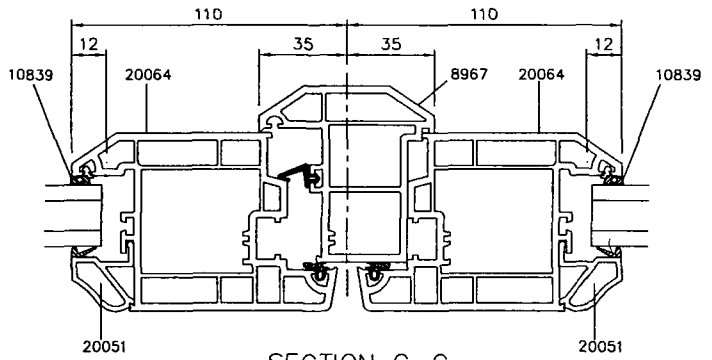

SECTION C–C

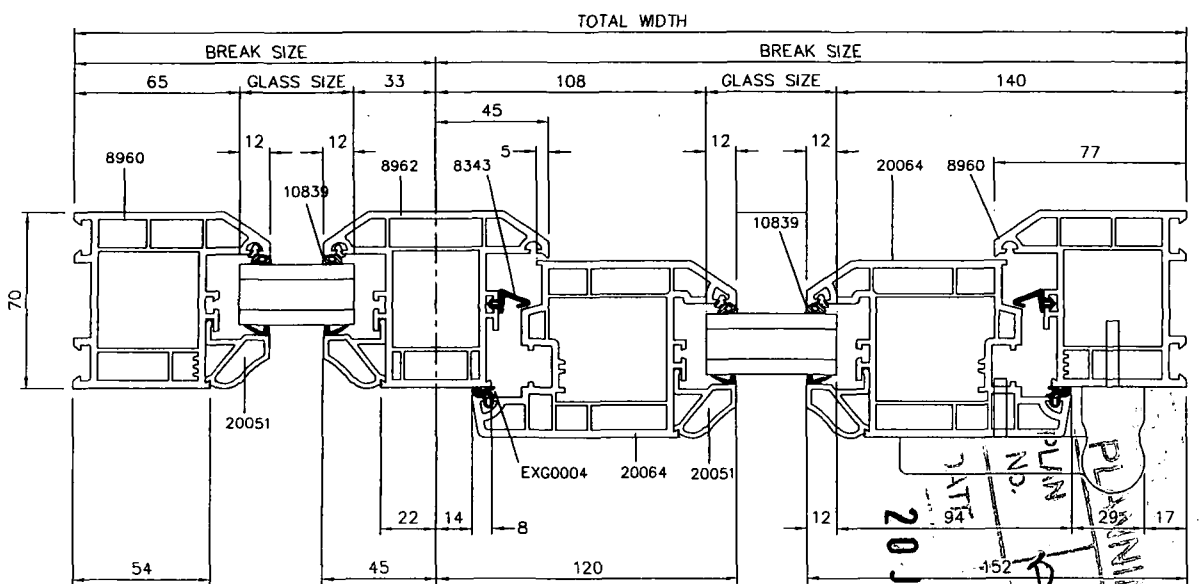

SECTION B–B

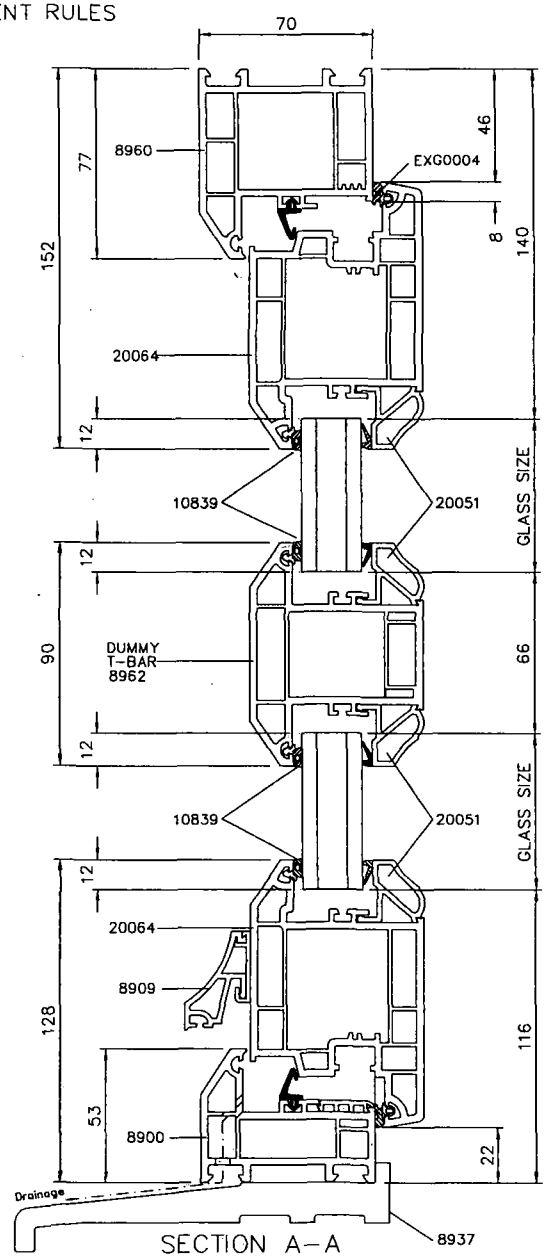

SECTION A–A

PLAN NO. DATE 20 JUL 2007

PLANNING DIVISION

Rev. M	25.02.05	EXP/118 removed from the door threshold, 8900 replaces 20011	
Rev. L	20.10.03	Door profile 20064 and gasket EXG0004 added to drawings	
Rev. K	12/03/2003	Weathered reference number updated.	
Rev. J	03.10.00	PROFILE 8937 REVISED.	
Rev. I	18.03.00	BEAD 2000 ADDED (20051)	

Anglian Home Improvements

Product: WHITE & ROYAL KNIGHT RESIDENTIAL DOORS

Title: OPEN IN DOOR – GENERAL ARRANGEMENT

Scale: 1:1 | Date: 14/12/92 | Prod.Codes: UN/NN

Drawn: P. A. Lake | Ckd | Drg.No. GA\045 | Rev. M

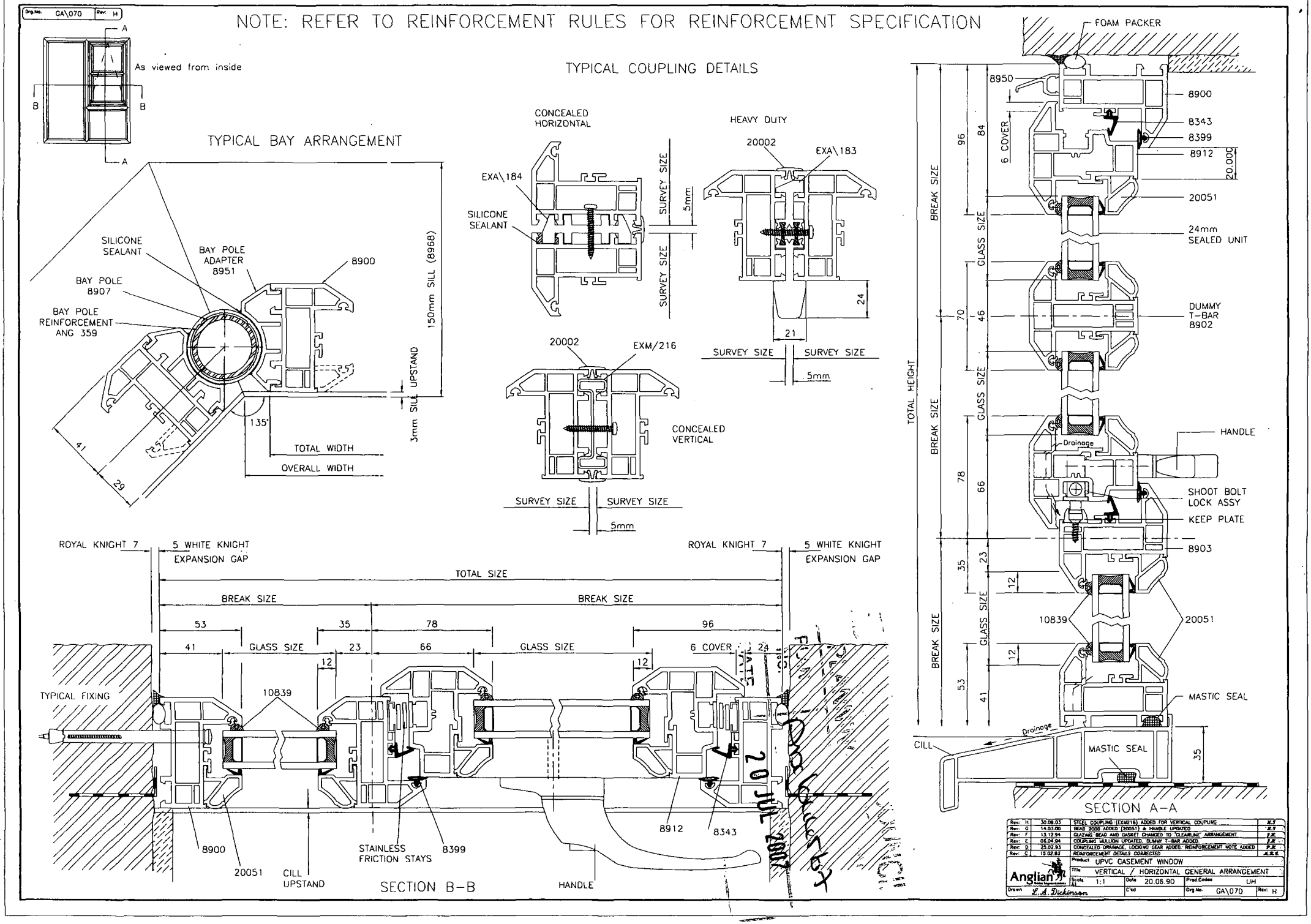

Drg.No. GA\070 Rev: H
NOTE: REFER TO REINFORCEMENT RULES FOR REINFORCEMENT SPECIFICATION
As viewed from inside
TYPICAL BAY ARRANGEMENT
SILICONE SEALANT
BAY POLE ADAPTER 8951
8900
BAY POLE 8907
BAY POLE REINFORCEMENT ANG 359
150mm SILL (8968)
3mm SILL UPSTAND
135°
TOTAL WIDTH
OVERALL WIDTH
41
29
TYPICAL COUPLING DETAILS
CONCEALED HORIZONTAL
EXA\184
SILICONE SEALANT
SURVEY SIZE
5mm
HEAVY DUTY
20002
EXA\183
24
21
SURVEY SIZE
SURVEY SIZE
5mm
20002
EXM/216
CONCEALED VERTICAL
SURVEY SIZE
SURVEY SIZE
5mm
ROYAL KNIGHT 7
5 WHITE KNIGHT EXPANSION GAP
TOTAL SIZE
BREAK SIZE
BREAK SIZE
53
35
78
96
41
GLASS SIZE
23
66
GLASS SIZE
6 COVER
24
12
12
TYPICAL FIXING
10839
8900
20051
CILL UPSTAND
STAINLESS FRICTION STAYS
8399
HANDLE
8912
8343
SECTION B-B
FOAM PACKER
8950
8900
8343
8399
8912
20.000
20051
24mm SEALED UNIT
DUMMY T-BAR 8902
HANDLE
Drainage
SHOOT BOLT LOCK ASSY
KEEP PLATE
8903
10839
20051
MASTIC SEAL
CILL
Drainage
MASTIC SEAL
35
TOTAL HEIGHT
BREAK SIZE
BREAK SIZE
BREAK SIZE
GLASS SIZE
GLASS SIZE
GLASS SIZE
96
84
70
46
78
66
35
23
12
12
53
41
6 COVER
SECTION A-A
Rev: H 30.09.03 STEEL COUPLING (EXM216) ADDED FOR VERTICAL COUPLING
Rev: G 14.03.00 BEAD 2000 ADDED (20051) & HANDLE UPDATED
Rev: F 13.12.94 GLAZING BEAD AND GASKET CHANGED TO "CLEARLINE" ARRANGEMENT
Rev: E 06.04.94 COUPLING MULLION UPDATED. DUMMY T-BAR ADDED
Rev: D 25.02.93 CONCEALED DRAINAGE, LOCKING GEAR ADDED. REINFORCEMENT NOTE ADDED
Rev: C 15.02.93 REINFORCEMENT DETAILS CORRECTED
Product UPVC CASEMENT WINDOW
Title VERTICAL / HORIZONTAL GENERAL ARRANGEMENT
Anglian
Scale 1:1
Date 20.06.90
Prod.Codes UH
Drawn L.A. Dickinson
C'kd
Drg.No. GA\070
Rev: H
20 JUL 2007