ADUR DISTRICT COUNCIL

Adur District Council

Office use
App. [illegible]
Date Rc. 25 JUL 2003

Application for Listed Building Consent

Planning (Listed Buildings and Conservation Areas) Act 1990

Please read the notes before you fill in this form.

1 Applicant (in block capitals)

Full name :	MR/MRS MILNER.
Address (including postcode):	
	ST MARYS COTTAGE
	ST MARYS ROAD.
	SHOREHAM. BN 43. 5ZA
Phone Number:	
Home:	01273 - 464031.
Work:	
Extension:	
Fax Number:	[redacted]

Agent (if any)

Full name :	J. MUITT MIAS, MCIOB
Address (including postcode):	
	94 GREEN ACRES
	SHOREHAM
	BN 43 . 5XL
Phone Number:	
Home:	
Work:	01273 - 461786
Extension:	
Fax Number:	01273 . 461786.

2 Type of Application

	Yes	No
I am applying for Listed Building Consent to: demolish a listed building	☐	☐
demolish part of a listed building (please see note 4)	☐	☐
I am applying to alter or extend a listed building	☑	☐
I am applying to fix an advertisement or structure to a listed building	☐	☐
I am applying to remove or change a condition on a Listed Building Consent	☐	☐

If 'Yes', please give the condition number ☐ and the application number ☐

3 Please give the address of the building this application relates to:

ST. MARYS COTTAGE, ST. MARYS ROAD.
SHOREHAM

Do you own or control any land or buildings next to this site? Yes ☐ No ☑

If 'Yes', the land or buildings should be outlined in blue on your plan

Area of land the application relates to N/A square metres or ☐ hectares

4 Please describe the work you want to carry out

PROPOSED ALTERATIONS AT SECOND FLOOR TO PROVIDE BATHROOM

Are you applying for consent for work already carried out? Yes ☐ No ☑

If 'Yes', please tell us:

- The application number of the planning permission for the development; and
- The date the work was carried out

5 The use of the building

What is the building used for now?

SINGLE DWELLING

If the building is not in use, what was it last used for?

N/A.

What do you intend to use the building for?

RESIDENTIAL USE

6 Grants

Have you received a grant for any work involved in this application? Yes ☐ No ☑

If 'Yes', please tell us who provided the grant and the date you received it.

5 Please enclose four copies of this form and four sets of plans.

Please number your plans and write the numbers and scales against the titles below. (Please see note 3)

	Plan number	Scale
Location plan	07/13/01	1:1250
Block plan	07/13/01	1:500
Detailed plans	07/13/01.	1:50

8 Signature

Signature: [redacted] Date: 24/07/01.

Please print your [redacted] Muff

Certificate A

I confirm that nobody except the applicant was an owner of the building or land involved at the beginning of the period of 21 days before the date of this application. [illegible]

Signature: [redacted] Date: 24/07/07.

Please print your [redacted] J Murray

Notes

1. **You may find it helpful** to call in at our Planning Service to discuss your plans **before you fill in this form.**

2. **You can make the application** [illegible] **to do it for you. If an agent makes the application** we will send all letters, including the decision notice, to them.

3. **Definition of a listed building**

   A listed building is any building which:

   - **is included in a list of buildings of special architectural or historic interest made by the Secretary of State under Section** [illegible] **(Listed Buildings and Conservation Areas) Act 1990;**
   - **immediately before** [illegible] **was under a Building Preservation Order under Part III of the Town and Country Planning Act** [illegible]
   - **is under a current Building Preservation Notice served under Section 3 of the Planning (Listed Buildings and Conservation Areas) Act 1990.**

4. **Demolishing or partly demolishing a listed building**

   You will normally need Listed Building Consent [illegible] **building. However, this will depend on the amount of the demolition** [illegible] **and you should discuss your proposal with a Planning Officer even if the demolition is** [illegible] **Building Consent as it may be considered to be an alteration to a listed building.**

   You can only demolish a listed building if:

   - **you have Listed Building Consent; and**
   - **you have told the Royal Commission on Ancient Monuments about the proposed work and have given them reasonable access to the building for at least a month after getting Listed Building Consent. In some cases, the Commission may** [illegible] **does not need access.**

5. **Altering or extending a listed building**

   You need Listed Building [illegible] **a listed building if the work would affect the building's character as a** [illegible] **This applies to work inside and outside the building.**

   Anything which is [illegible] **part of the site and has done since 1 July 1948 is treated as part of the listed building** [illegible] **This means that you must apply for consent to alter or carry out work on any part of the building or site.**

6. **Putting up an advertisement on a listed building**

   You must have Listed Building Consent to put up an advertisement on a building. This may not apply if you are replacing a sign [illegible] **which meets the standards we set for the first sign.**

7. **How to apply for Listed Building Consent**

   Please send us four sets of your plans [illegible] **with the exact position clearly shown (5 sets for applications in Tandridge and Godstone).** [illegible] **One copy of the plans must be coloured to show the work you are applying for.**

   Your plans must [illegible] **and must be to scale. You should include the following:**

   - **A location plan** [illegible]
   - **A block plan at a scale of 1:500 or** [illegible] **must be outlined in red.**
   - **location of the building** [illegible] **and the location of any new buildings. You should show the location of any** [illegible] **in blue the boundary of any other land you own which joins the site.**
   - **Detailed plans at a scale of** [illegible] **should use** [illegible] **plans, elevations and sections should** [illegible] **existing and new work.**

Continued overleaf page

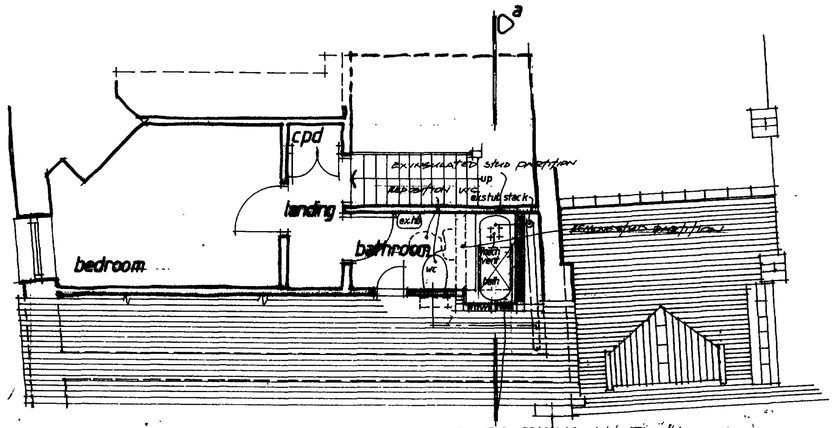

second floor pl

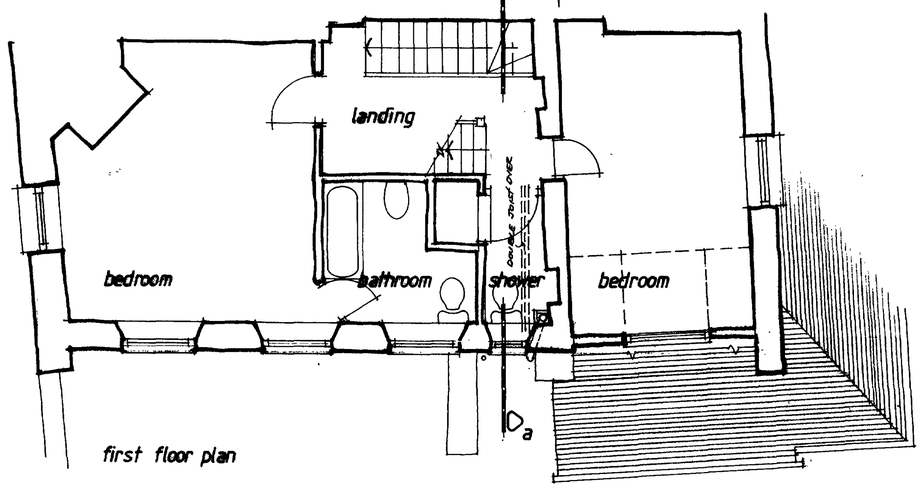

first floor plan

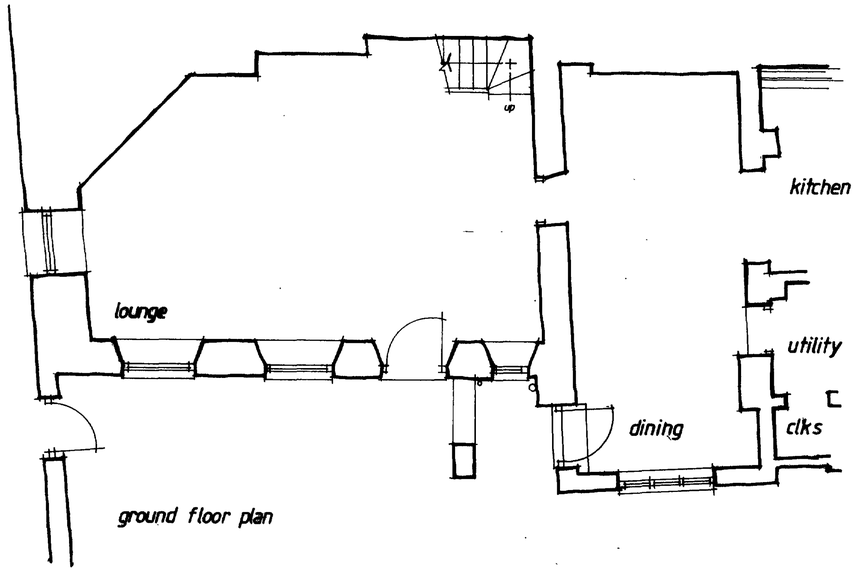

ground floor plan



side elevation east

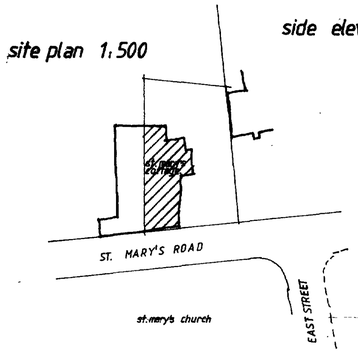

site plan 1:500

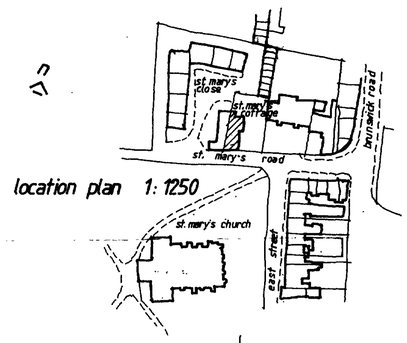

location plan 1:1250

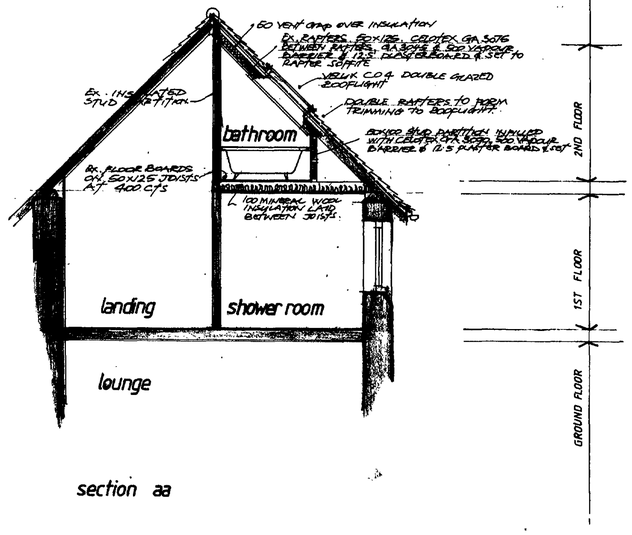

section aa

SPECIFICATION NOTES

GENERAL All building work and materials used in the construction are to comply with current Building Regulations, Codes of Practice, British Standards and Agrement Certificates.

All details and dimensions shown on this drawing are to be checked on site by the contactor and any discrepancies reported to this office prior to commencement of work.

The Contractor is to ensure that Town Planning and Building Regulation Approval Notices have been received and to be aware of any conditions imposed prior to commencement of construction

EX-STRUCTURE Existing foundations, beams or lintols to be exposed as requested by Building Inspector.

PARTITIONS 50 x 100 sw studding infilled with Celotex GA3090 insulation covered internally with 500 gauge vapour barrier & 12.5 plasterboard & set, double joists under line of new partition.

EXISTING PARTITION Existing partition dividing the bathroom and landing area to be infilled with fibreglass & covered with 12.5 plasterboard & set.

SLOPING CEILING Existing rafters 50 x 125, to be infilled with Celotex GA3075 insulation, retaining 50mm vent gap over top of insulation, secure Celotex GA3045, 500 grade polythene & 12.5 plasterboard & set to soffite of rafter.

FLOOR Secure 22mm moisture resisting chipboard to existing 125 x 50 joists as necessary & infill joists with 100 mineral wool insulation.

ROOFLIGHT Form new opening in existing sloping roof, build in two no. 125 x 50 rafters to form trimming & build in Velux COZ double glazed conservation roof light, min 1.80w/m2k . **All Glazing to comply with BS 6206.**

JOINERY All new skirtings, architraves and mouldings are to match existing or as agreed with client.

TIMBER All structural timber is to be a minimum SC3 (C16) grade and where built into brickwork the timber is to be treated with wood preservative for a length of 600mm's. Softwood used externally is to be impregnated against decay. All site cut ends etc are to be liberally treated with tinted preservative

HEATING Reposition existing radiator as required.

ELECTRICITY Existing electrics to be overhauled and extended as necessary to provide additional light and power outlets. All electrical work needed is to meet the Requirement of Part P (Building Regulations) must be designed, installed, inspected and tested by a person competent to do so. Prior to completion the Council should be satisfied that Part P has been complied with. This may require an appropriate BS7671, Electrical Installation Certificate to be issued for the work by a person competent to do so.

DECORATIONS All new woodwork is to be knotted and primed on all faces prior to delivery to site. Stopped and painted two undercoats and one gloss coat. All ceilings and walls are to be prepared to receive one mist coat and two full coats of emulsion. All paintwork is to be rubbed down between coats. Contractor is to make good all work disturbed by the construction work.

mechanical ventilation existing

PLANNING ... ION

PLAN No	[illegible]
DATE RECEIVED	25 JUL 2007

St. Mary's Cottage, St. Mary's Road, Shoreham. West Sussex.

proposed alterations to form bathroom for MR / MRS MILNER

Scale: 1:50 1:100	Date: JULY 2006	Drawn By: JM.

John Muitt mias mciob
ARCHITECTURAL CONSULTANT & SURVEYOR
94 Greenacres, Shoreham-By-Sea, West Sussex, BN43 5XL
Tel: 01273 461786

JOB NO ·01
PROJECT NO: 07/13