© This drawing is copyright and must not be reproduced without the written consent of the Architect.

REV	DATE	DESCRIPTION
A	25.07.17	General amendments
B	31.07.17	Window sizes altered
C	08.08.17	Window sizes altered. Door ED104, ED204, ED304, ED105, ED205, ED305 omitted
D	17.08.17	Extract vents shown
E	13.09.17	Issued for Building Regulations
F	10.10.17	South elevation louvres altered and boiler flues added.
G	30.10.17	Dry Riser Inlet shown. Construction issue
H	12.01.18	PV panels shown
J	23.02.18	Fire barriers shown
K	21.08.18	Roof canopy omitted

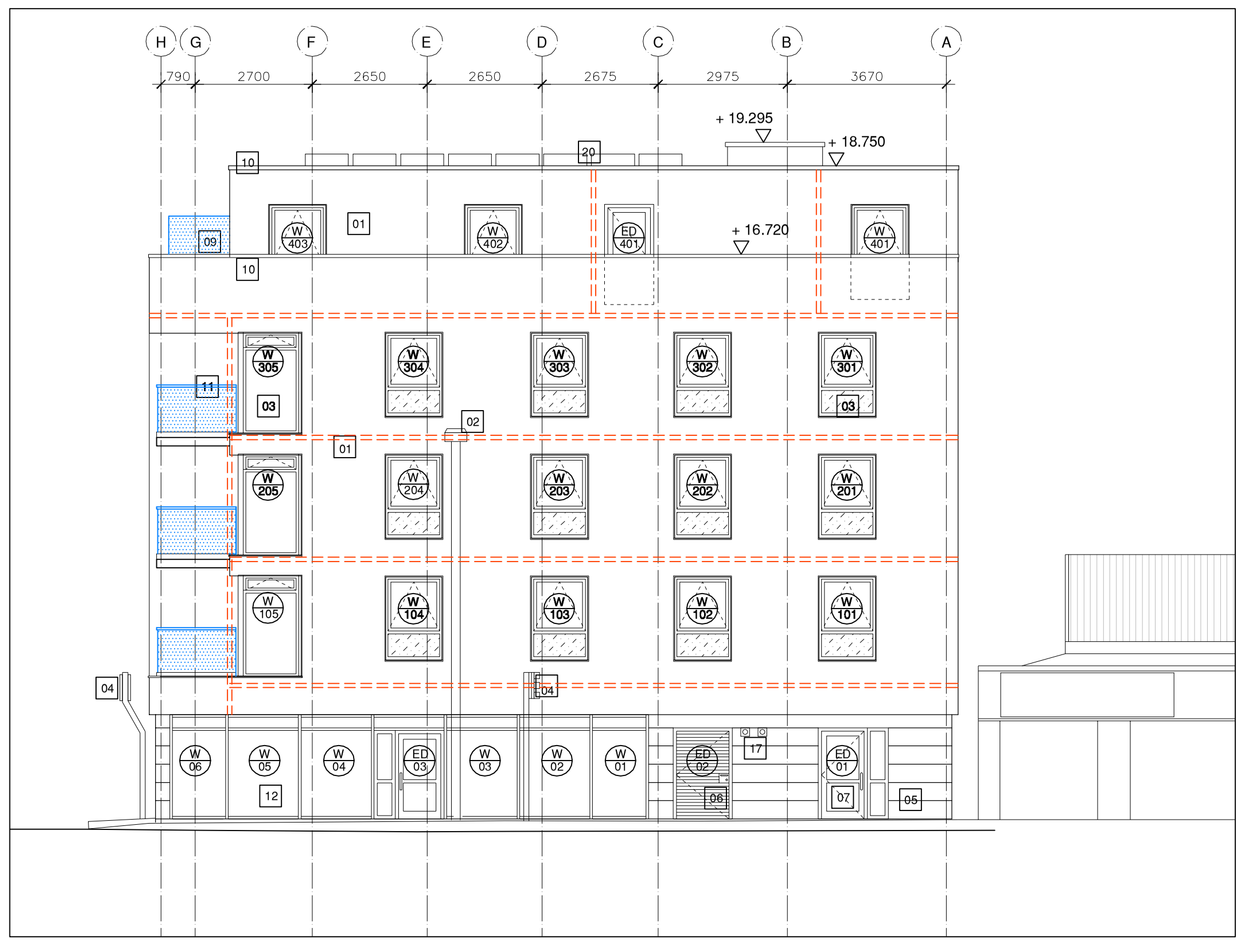

North Elevation - Scale 1:100

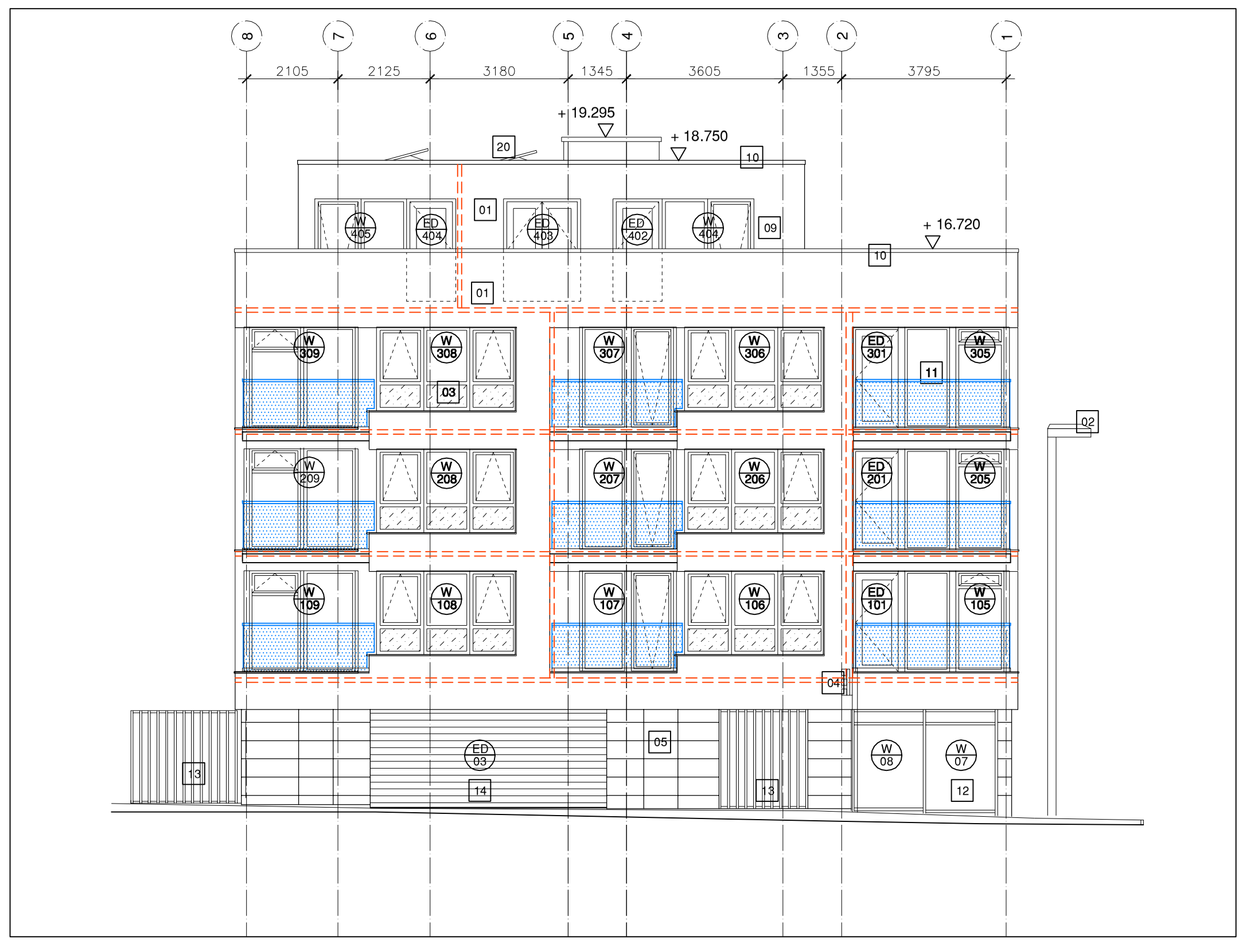

East Elevation - Scale 1:100

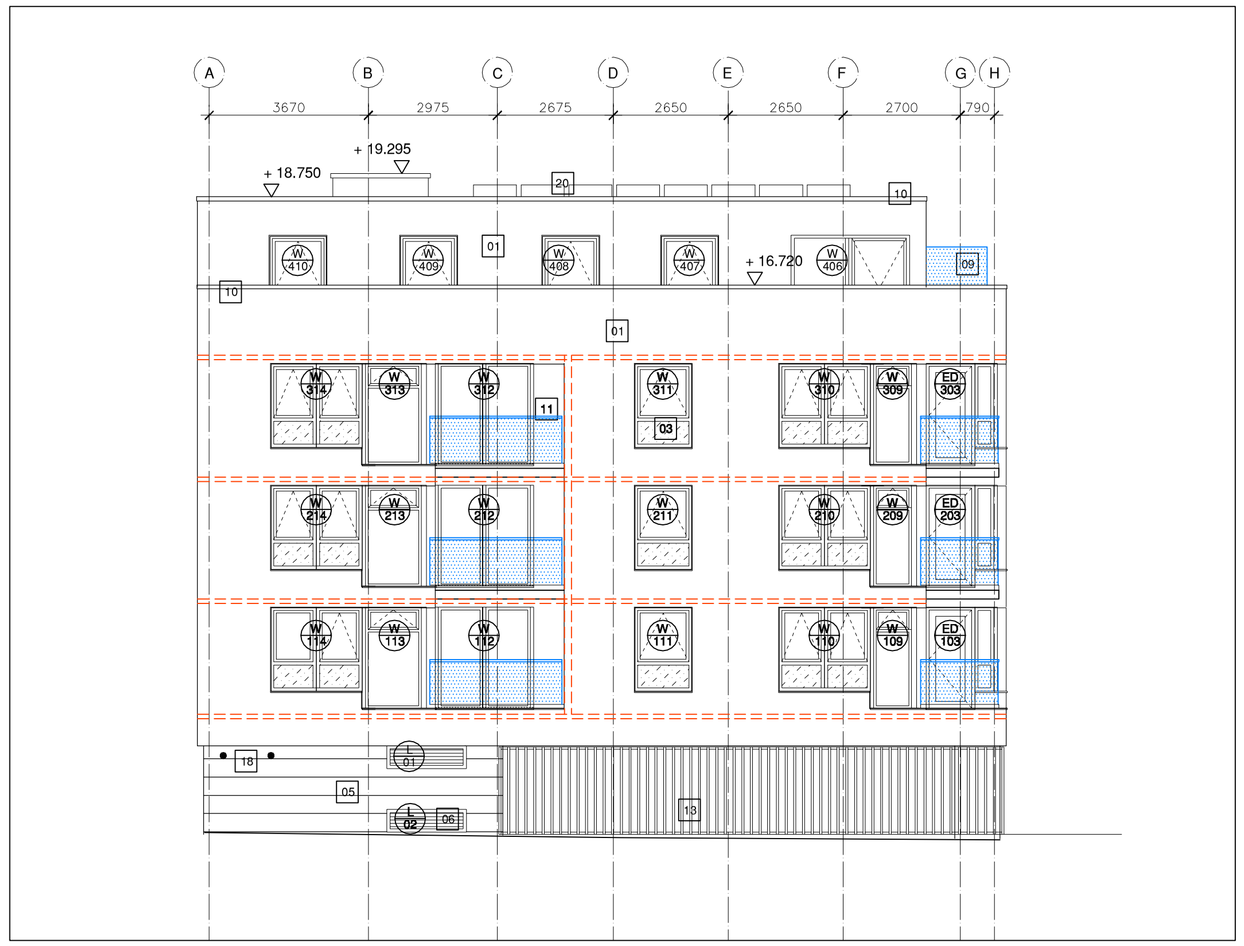

South Elevation - Scale 1:100

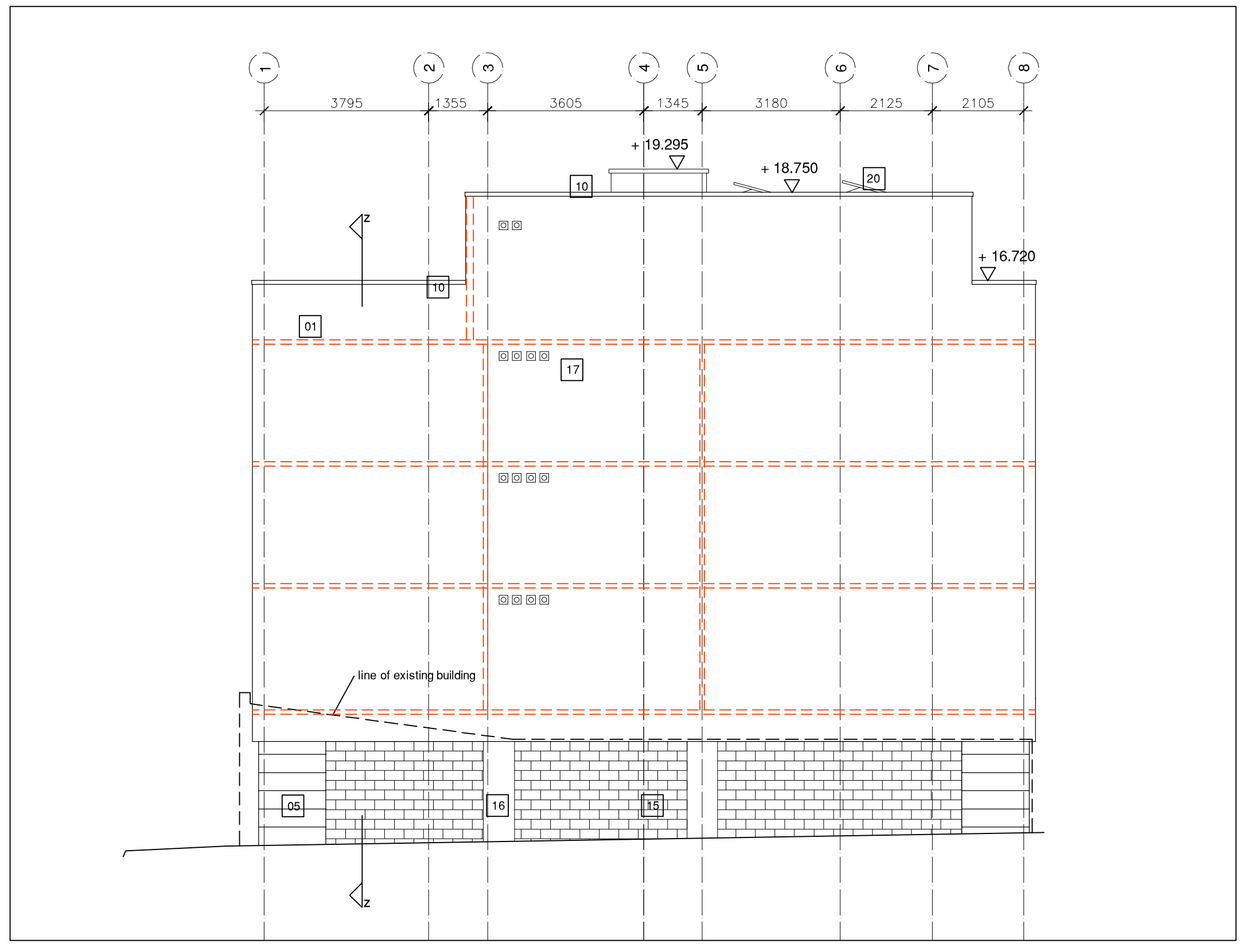

West Elevation - Scale 1:100

1:50
1m 0 1m 2m 3m 4m 5m

	FIRE BARRIERS - SEE SJA DRAWING 1714 SK25A FOR DETAILS
01	RENDER FINISH
02	EXISTING LAMP POST TO BE PROTECTED DURING WORKS
03	POLYESTER POWDER COATED ALUMINIUM WINDOWS. COLOUR TO BE CONFIRMED
04	EXISTING TRAFFIC LIGHT TO BE PROTECTED DURING WORKS
05	STONE CLADDING
06	POLYESTER POWDER COATED ALUMINIUM LOUVRED DOOR. COLOUR TO BE CONFIRMED
07	POLYESTER POWDER COATED ALUMINIUM GLAZED DOOR. COLOUR TO BE CONFIRMED
08	ZINC STANDING SEAM CANOPY
09	OPAQUE GLASS SCREEN
10	POLYESTER POWDER COATED ALUMINIUM COPING. COLOUR TO BE CONFIRMED
11	STAINLESS STEEL BALUSTRADE WITH CLEAR GLASS PANELS
12	POLYESTER POWDER COATED ALUMINIUM WINDOWS AND DOOR. COLOUR TO BE CONFIRMED
13	GALVANIZED STEEL PALISADE FENCING
14	POLYESTER POWDER COATED ALUMINIUM ROLLER SHUTTER. COLOUR TO BE CONFIRMED
15	CONCRETE BLOCKWORK
16	IN SITU CAST CONCRETE
17	200x200mm EXTRACT GRILLES
18	150mm DIA. BOILER FLUES
20	PHOTOVOLTAIC PANELS

Non-material amendment

Brighton Road - Shoreham-by-Sea

Elevations

saville jones | architects

DWG: \\DRAWINGS\PROFORM\SJA_A1_1.DWG

date: June 17	1714	SK	14K
scale: 1 : 50 @A1			