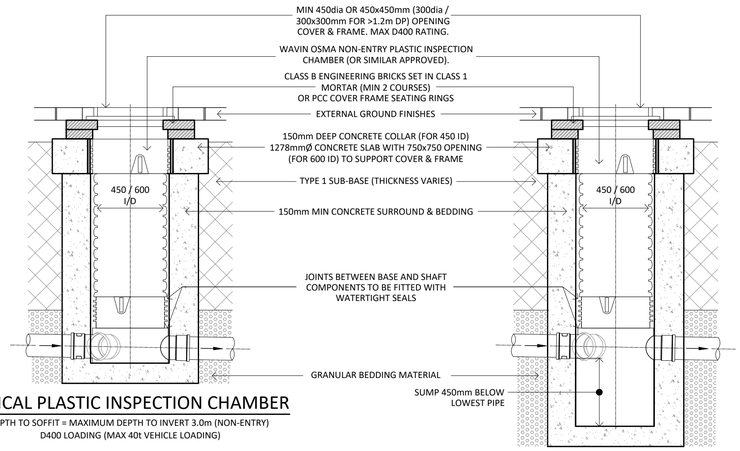

TYPICAL PLASTIC INSPECTION CHAMBER

DEPTH TO SOFFIT = MAXIMUM DEPTH TO INVERT 3.0m (NON-ENTRY)
D400 LOADING (MAX 40t VEHICLE LOADING)

TYPICAL PLASTIC INSPECTION CHAMBER CATCHPIT

DEPTH TO SOFFIT = MAXIMUM DEPTH TO INVERT 3.0m (NON-ENTRY)
D400 LOADING (MAX 40t VEHICLE LOADING)

NOTES:

1. BEDDING BENEATH AND OVER THE PIPE TO BE LIGHTLY COMPACTED.
2. BEDDING TO THE SIDES TO BE WELL COMPACTED.
3. CARE IS TO BE TAKEN AS TO NOT DISPLACE THE PIPE FROM ITS INTENDED POSITION.
4. GEOTEXTILES MAY BE USED WHERE DIRECTED OR APPROVED BY THE ENGINEER IN CERTAIN SOILS EG RUNNING SAND IN VERY WET CONDITIONS.
5. IN VERY WET CONDITIONS, WHERE DIRECTED OR APPROVED BY THE ENGINEER A TEMPORARY LAND DRAIN MAY BE LAID WITHIN THE GRANULAR BED.
6. CLASS S BEDDING IS TO BE USED WITH ALL FLEXIBLE PIPES.
7. FIRST 300mm ABOVE CROWN OF PIPE IS TO BE LIGHTLY TAMPED BY HAND

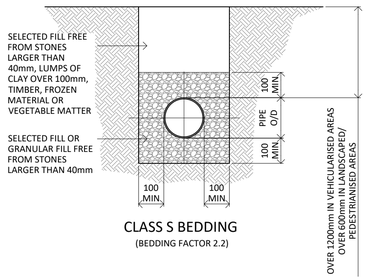

CLASS S BEDDING
(BEDDING FACTOR 2.2)

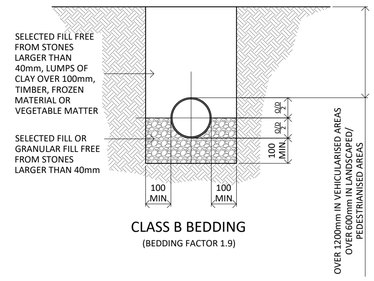

CLASS B BEDDING
(BEDDING FACTOR 1.9)

GRANULAR PIPE BEDDING DETAILS

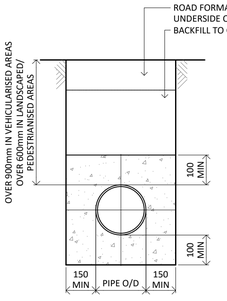

CLASS A BEDDING
PLAIN CONCRETE BED & SURROUND
(BEDDING FACTOR 2.6)

NOTES:

1. FLEXIBLE JOINTS SHALL BE PROVIDED IN CONCRETE, BY INSERTING COMPRESSIBLE BOARD AT INTERVALS NOT EXCEEDING 5m. PRECUT TO DIAMETER, HEIGHT AND WIDTH EQUAL TO THE CONCRETE CROSS SECTION.
2. WHERE PIPES WITH FLEXIBLE JOINTS ARE USED, THE CONCRETE PROTECTION IS TO BE INTERRUPTED OVER ITS FULL CROSS-SECTION BY A SHAPED FORMER OF BITUMEN IMPREGNATED COMPRESSIBLE FILLER. THESE INTERRUPTIONS SHALL COINCIDE WITH PIPE JOINTS AND MUST NOT EXCEED 5m.
3. CONCRETE TO BE CLASS 2 SULPHATE RESISTING CONCRETE (GRADE GEN3)
4. CARE IS TO BE TAKEN AS TO NOT DISPLACE THE PIPE FROM ITS INTENDED POSITION.
5. GEOTEXTILES MAY BE USED WHERE DIRECTED OR APPROVED BY THE ENGINEER IN CERTAIN SOILS EG RUNNING SAND IN VERY WET CONDITIONS.
6. WHERE FLEXIBLE PIPES ARE USED, CARE MUST BE TAKEN TO PREVENT THE PIPES FROM FLOATING.

CONCRETE PIPE BEDDING DETAILS

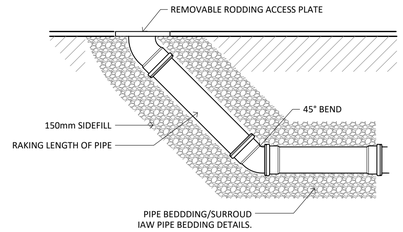

TYPICAL RODDING EYE DETAIL

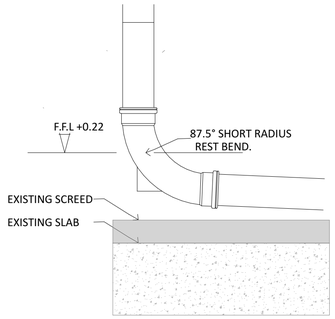

TYPICAL DRAINAGE POP UP DETAIL

NOTES:

1. IMPORTED GRANULAR MATERIALS TO INCLUDE AGGREGATES TO BS 12620:2002, AIR-COOLED BLAST FURNACE SLAG TO BS EN 12620:2002 & SINTERED PULVERIZED FUEL ASH TO BS EN 13055-1:2002.
2. ANGULAR MATERIALS SHOULD BE CHOSEN TO ENSURE SUFFICIENT SUPPORT IS PROVIDED TO HEAVIER PIPES.
3. CLASS S BEDDING SHALL BE USED WITH ALL FLEXIBLE PIPES

PIPE DIAMETER	CLASS OF BEDDING	IMPORTED GRANULAR MATERIAL (NOTE 1)
100MM	S B	10MM NOMINAL SIZE
OVER 100MM TO 150MM	S B	10MM OR 14MM NOM. SINGLE SIZE OR 14MM TO 5MM GRADED.
OVER 150MM TO 500MM	S B	10, 14 OR 20MM NOM. SINGLE SIZE OR 14MM TO 5MM GRADED OR 20MM TO 5MM GRADED
OVER 500MM (NOTE 2)	S B	10, 14 OR 20MM NOM. SINGLE SIZE OR 14MM TO 5MM GRADED OR 20MM TO 5MM GRADED OR 40MM TO 5MM GRADED

GRANULAR BEDDING AND SIDE FILL MATERIAL FOR RIGID AND FLEXIBLE PIPES

NOTES:

1. DIMENSION Y1 SHALL BE USED UNLESS Y2 IS SPECIFIED OR DIRECTED BY THE ENGINEER.
2. DIMENSION Y2 SHALL BE USED IN PLACE OF Y1 WHERE THE EXCAVATION IS IN ROCK OR IN MIXED SOILS CONTAINING ROCK BEDS, BOULDERS, LARGE FLINTS OR OTHER IRREGULAR HARD SPOTS.
3. DIMENSION Y2 SHALL BE INCREASED BY 40mm FOR EACH ADDITIONAL 1.0m OF COVER IN EXCESS OF 5.0m.
4. DIMENSION L IS THE WIDTH OF THE COMPRESSIBLE FILLER REQUIRED AT JOINTS IN CONCRETE PROTECTION TO PIPES (CLASS A)

PIPE DIAMETER	Y MINIMUM		MAXIMUM TRENCH WIDTH	L
	Y1 MIN.	Y2 MIN.		
100	100	200	700	I8
150	100	200	750	I8
200	100	200	800	I8
225	100	200	825	I8
250	100	200	850	I8
300	100	200	925	I8
350	100	200	1000	I8
375	100	200	1090	I8
400	150	200	1025	I8
450	150	200	1175	36

DIMENSIONS FOR PIPE BEDDING

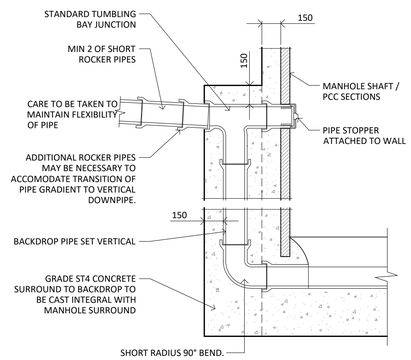

TYPICAL MANHOLE BACKDROP DETAIL.

Adkins Consultants Ltd
Surveying, Structural Engineering & Quantity Surveying for the Construction Industry

cabe chartered association of building engineers
RICS Regulated by RICS
CIOB THE CHARTERED INSTITUTE OF BUILDING

Construction Risks	Maintenance/cleaning Risks	Demolition/adaptation Risks

In addition to the hazard/risks normally associated with the types of work detailed on this drawing take note of the above. It is assumed that all works on this drawing will be carried out by a competent contractor working, where appropriate, to an appropriate method statement.

Safety Health and Environmental Information Box

Notes

This document and its design content is copyright ©. It shall be read in conjunction with all other associated project information including models, specifications, schedules and related consultants documents. Do not scale from documents. All dimensions to be checked on site. Immediately report any discrepancies, errors or omissions on this document to the Originator. If in doubt ASK.

RevD	Layout Status	Issue Date	Issuer Initls	Approved by
01	FOR COORDINATION	18/09/2025	MP	MM

Scales @ A1
Issuing Office: Kent
Project No.: MP6662

Client Approval
- A - Approved
- B - Approved with Comments
- C - Do Not Use

Status: S1
Purpose of Issue: FOR COORDINATION

Originator
Adkins Consultants Ltd
130 Ashford Rd, Bearsted, Maidstone ME14 4AF

Project
Eagle House, High Street, Worthing BN11 1DJ

Layout Title
Drainage Details

Client
Village Green UK Ltd

Drawing Number

project	originator	zone	level	type	role	number	rev
EH	MP	xx	xx	xx	xx	0300	01